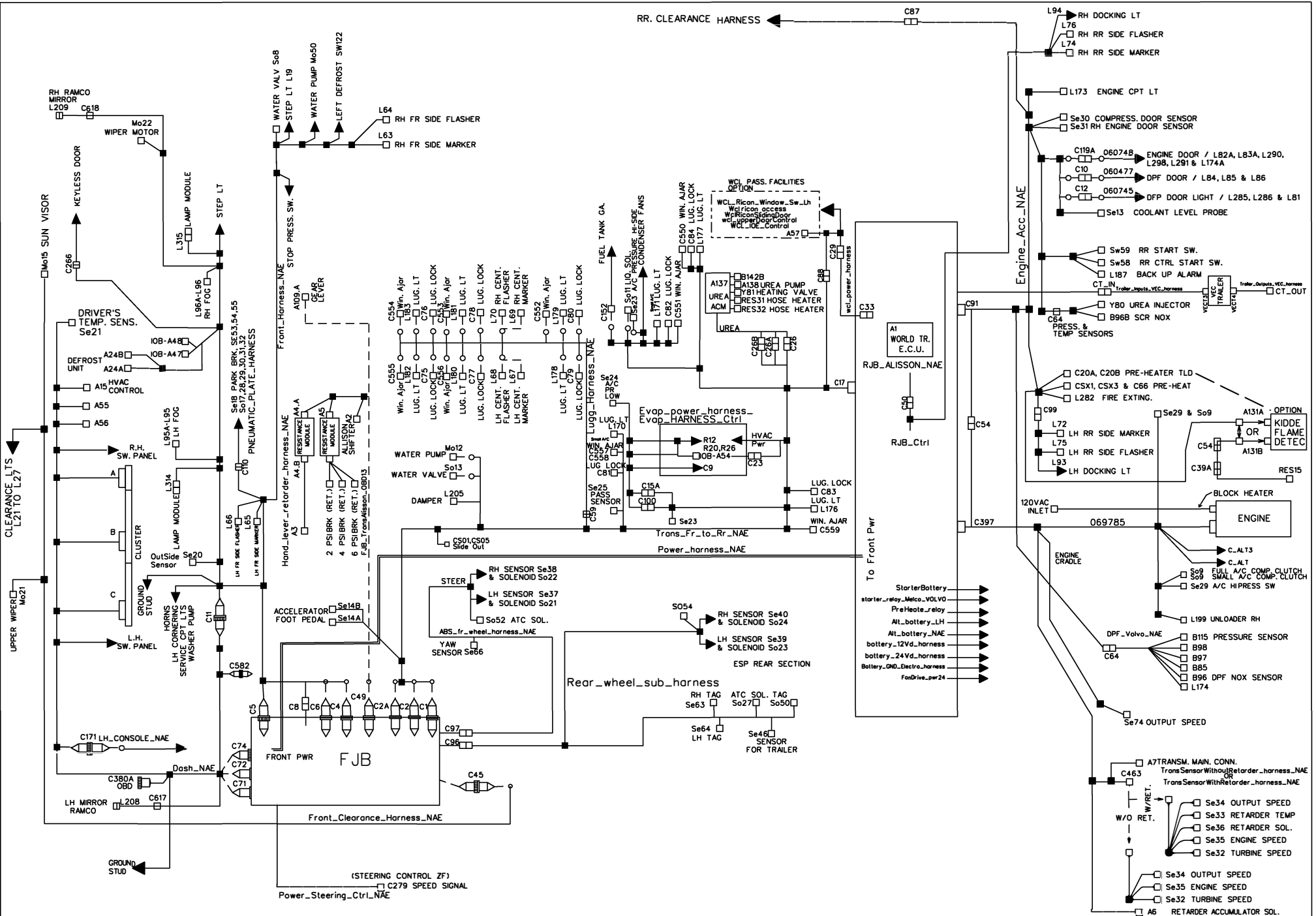


REV.	DATE	O.C.	EFF.	DESCRIPTION	PAGE(S)	BY	CHECKED	APPROVED

Wiring diagram pages list

Wiring diagram pages		D		I		S	
Multiplex outputs list	B1	Dash backlighting	19.1	Ignition	3.2	Slide out front left	20.1
Multiplex inputs list	B2	Driver's lights	19.1			Slide out rear left	20.2
Multiplex error messages	B3	Driver window	30.1	K		Slide out	20.3
Layout vehicle - harness	C, C1	Driver seat Electrical Op	30.3	Keyless entry system	29.1	Slide out front right	20.4
Sound system	C2	Docking lights	26.5			Spares wires	8.1
Pins configuration	D					Stop lights	26.2
Circuits list	E	E		L		Steering control ZF	37.2
Circuit breakers list	F	Engine ECU	14.1	Level low	32.1	Steering multifunctions	10.1
Connectors list	G	Engine heater	14.1	Luggage doors lock/unlock	33.1 - 33.2	Step lights	29.1
Diodes list	H	Engine start	3.2	Luggage cmpt. lighting	25.1	Sun visor	41.1
Resistors list	J	Engine & RJB cmpt. Light	25.1				
Relays list	K	Entrance door light	29.1	M			
Fuses list	L	ESP	16.1	Main dist. ignition & batt.	3.1		
Wire identification chart	M	Engine brake	12.1	Markers lights	26.1 - 26.2		
				Mirrors	31.1 - 31.2		
A		F		Multiplex power distribution	7.1	T	
ACB	16.2	Fast idle	14.1	Multiplex network	6.1 - 6.2		
Air dryer	37.1	Fans radiator	13.1			Tail & licence lights	26.2
Alternators	1.1	Fire alarm	9.1 - 38.1			Tire pressure monitor	39.1
		Fire suppression system	38.1	P		Trailer package	26.4
		Flashers	26.1-26.2	Park brake sensor	12.1	Trailer park brake	12.2
B		Fog lights	26.5	Park brake trailer sensor	12.2	Transmission ECU	15.1
Back-up warnings	26.3	Fuel gauge	10.1	Power distribution FJB 12V	4.1		
Batteries & Equalizer	1.1			Power distribution FJB 24V	4.2	U	
Brake pedal sensor	12.1	G		Power distribution RHC 24V	4.3	Urea system	14.2
Back-up camera	28.1	Grounds electronic	2.1	Pwr dist. RJB 12V & 24V	5.1		
		Grounds chassis	2.2	Power outlets 12V	30.2		
C						V	
Clearance lights	26.1-26.2	H		R		Volvo link TGW	37.1
Cluster	10.1	Hazard	26.1	Retarder	12.1 - 15.1		
Cornering lights	26.5	Head lights	26.1	RJB fan	1.1	W	
Converter interface	21.1	Horn	9.1			Windows ajar	27.1
		Hvac defroster	18.1			Wipers & washer	34.1
		Hvac passenger full	18.2			Wheelchair Lift	36.1
		Hvac passenger small	18.3				



VEHICLE HARNESS ROADMAP

DESCRIPTION	P9660
CHANGE ORDER	2018032
EFFECTIVE VEHICLE	O-1348
wiring revision	0
ABS_fr_wheel_harness_NAE	Cancel, now in Fr-Rr Harness
ACB_Gen2	idemH3-0610245
ALT_Battery_UR	060014
ALT_BatteryUL_LL	060013
Alternator_Ctrl_RH_harness_BOSCH	0600128
Alternator_Ctrl_LH_harness_BOSCH	0600129
AltGnd_Extr_harness	Idem_Mth_060417
AltGnd_LL_Harness	idemX3_069504
AltGnd_R_Harness	IdemX3_060264
AltGnd_UL_Harness	Idem_Mth_060414
AltJumper_UL_Harness	IdemMth_060413
Awning windows	061489
Aux_defroster_control_harness	Cancel, now in Fr-Rr Harness
Backup cam ready harness	0610571
battery_12Vd_harness	IdemH3_060686
battery_24Vd_harness	IdemH3_060691
Battery_Cable	MStation_062371
Battery_GND_Electro_harness	idemH3_060693
Battery_Gnd_Harness	IdemH3_063592_ms
Beru_antenna_NAE	cancel
Beru_Fjb	cancel
booster_positive_Harness	IdemH3_060692
Bumper_Harness ACB/FOG	See H3 (0600025)
Bumper_Harness ACB	See H3 (0600026)
Cablage_ASM	061180_JPEG
Comp_FullAC_Bitzer	idemMth_061482
Comp_FullAC_Bock	0610550
Comp_SmallAC_Harness	060382
Converter Lugg Sw Extension 8'	0600125
Converter Lugg Sw Extension 300mm	0600124
Dash_NAE	0600091
SCR Cmppt Clearance lights Harness	See H3 (0600031)
DPF_Door_light	See H3 (0600046)
DPF_Volvo_NAE	IdemH3_060746
electric_horn_NAE	0600109
Electronic Mirrors Harness	0610559
Eng_Cradle_Allisson	0600126
Engine_Acc_	0600127
Engine_chassis_GND	IdemX3_060306
ENGINE_DOOR	idemH3_060748
Engine_Block_Heater_Harness	Idem X3_0610126
ENGINE_LINEAR_THERMAL_Harness	IdemX3_069738
equilizer_harness_Vanner	idemH3_060855
Evap_HARNESS_Ctrl	060008
Evap_power_breaker_harness	060007
Evap_Power_GND_harness	idemX3_060527
Evap_power_harness_	IdemX3_060529
FanDrive_harness	IdemX3_068820
FanDrive_pwr24	IdemX3_069245
FanDrive_pwrGnd	IdemX3_069246
FJB	0600092
FJB_AFSS (renommé AFSS I/F pour P9660)	0600099
FJB_TransAlisson_OBD13	Cancel, now integreted in FJB
Flame_Detector_Ext_Harness	IdemH3_061046
Front_Clearance_Harness_NAE	0600094
Front_Harness	0600093
Front_Harness Interface	0600122
Fuel_gauge_harness_NAE	idemX3_060087
Hand_lever_retarder_harness_NAE	Cancel
Inter_Batt_cable	idemH3_061036
keyless_door_harness	0600098
LH_CONSOLE_NAE	Cancel, now integreted in FJB

VEHICLE HARNESS ROADMAP

DESCRIPTION	P9660
CHANGE ORDER	2018032
EFFECTIVE VEHICLE	O-1348
wiring revision	0
Linear_Thermal_Wo_afss_harness	idemH3_2013_069175
Lugg_Harness	0600118
Lugg_Door_Vertical_Harness	061459
Lugg_Door_Horizontal_Harness	061468
Lugg_Door_7_Pivots_Harness	061466
Pneumatic_Plate_harness	0600103
Pneumatic jumper connector	0600005
Power_harness_VECF	0600104
Power_Steering_Ctrl_NAE	See H3 (0600015)
PowerVecr	idemH3_060870
PreHeate_relay	IdemH3_060872
PreHeater_GND	idemX3_060308
Radiator_door_harness	idemH3_061153
RadiatorChassisGnd	idemX3_069279
Rear_Wheel_sub_harness	Cancel (see Fr-Rr Harness)
Relay_Melco_batt	idemX3_069542
Rh_console_switches	0600124, 0600125
RJB	0600106
RJB_Ctrl	0600116
RHC_PowerHarness (Same as H3)	See H3
Rr_clearance_harness	0600095
SCR Cmpt Clearance lights Harness	0600031
Service Door Harness	See H3 (0600012)
SlideOutFrontLeft	0600100
SlideOutFrontRight	069760
SlideOutRearLeft	0600101
SlideOutRearRight	0600102
Small_AC_Front_harness	Cancel
Sound system aux harness	0610544
Sound system harness	0610543
Starter_chassis_GND	idemX3_060307
starter_relay_Melco_VOLVO	idemH3_060711
StarterBattery	idemH3_060712
TPMS Antenna Harness	See H3 (0600008)
Trailer_Inputs_VEC_harness	0600105
Trailer_Outputs_VEC_harness	069765
Trans_Fr_to_Rr_Full_AC	0600119
Trans_Fr_to_Rr_Small_AC	0600097
TransSensorWithoutRetarder_harness	IDEMX3_0610588
TransSensorWithRetarder_harness	IDEMX3_0610586
Urea_Harness	IDEMH0610590
WCL_IOE_Control	061505
wcl_power_harness	idemH3_060728
Wcl_Ricon_lighting	cancel
WCL_Ricon_Lighting_Jumper	cancel
wcl_upperDoorControl	0600107
WclRiconAccess	IdemCOM069744
Windshield washer Harness	See H3 (0600019)

CIRCUITS LIST

CircuitID	Description	CircuitID	Description	CircuitID	Description
0	GNDBatteries	0W	WCL	A5.B	TransmissionAlisson
0A	GNDChassis	0WC	GndWCLRemoteCTRL	A8.1	ClockSpringSig
00A	Keylessentrysystm	12Ecu	12VECU	A8.2	ClockSpringLIN
00A2	eMirrors_VS	12ISH	Pwrl_Shift	A8.3	ClockSpringLIN
0AItEXTR	ChassisGnd	12VA	Batteries	A8.4	ClockSpringSig
0AItL	GNDChassis	12VD	Batteries	A8.6	ClockSpringSig
0AItR	GNDChassis	12VD1	12VD	A9CX1.2	Cluster
0AItUL	GNDChassis	24RHC	24VVECRHC	A9CX1.4	ESP
0B	GNDChassis	24VA	Batteries	A9CX1.5	ESP
00B	LuggagesLocksSwitchesSignal	24VD	Batteries	A9CX1.6	ESP
0C	Ignition&enginestart	24VD1	Booster_Block	A9CX2.1	ESP
0COND	A/C	24VD2	Equalizer	A9CX2.2	ESP
0ECU	EngineECUVolvo	24VD3	Ignition&enginestart	A9CX2.3	ESP
0EVAP1	HVACpassengers	24VI	24WUP	A9CX2.4	ESP
0F	GNDChassis	170K	LuggagesLocksSwitchesSignal	A9CX2.6	ESP
00F	FJBelectronicGND	170S	LuggagesLocksSwitchesSignal	A9CX2.7	ESP
00F1	Multiplexpower	170T	LuggagesLocksSwitchesSignal	A9CX2.9	ESP
00F2	Multiplexpower	900	Networks	A9CX2.10	ESP
00F4	FJB	901	Networks	A9CX2.12	ESP
00F5	Trailer	_00	GNDBatteries	A9CX2.13	ESP
00F6	ElectronicGnd	A1.11	TransmissionAlisson	A9CX2.16	ESP
0FA	GNDChassis	A1.12	TransmissionAlisson	A9CX2.17	ESP
0FA2	GndAuxLiqSolenoidValve	A1.15	TransmissionAlisson	A9CX3.3	ESP
0FE	GNDstud	A1.16	TransmissionAlisson	A9CX3.5	ESP
0FH	WipersChassisGnd	A1.18	TransmissionAlisson	A9CX3.7	ESP
00FR	FJB-RJBjunction	A1.19	TransmissionAlisson	A9CX3.9	ESP
0R	GNDChassis	A1.24	TransmissionAlisson	A9CX3.10	ESP
0OR	Networks	A1.25	TransmissionAlisson	A9CX4.1	ESP
0OR1	Masterrelay&12Vlgn	A1.31	TransmissionAlisson	A9CX4.4	ESP
0OR2	Multiplexpower	A1.33	TransmissionAlisson	A9CX4.7	ESP
0OR3	Multiplexpower	A1.36	TransmissionAlisson	A9CX4.8	ESP
0OR4	Multiplexpower	A1.37	TransmissionAlisson	A9CX4.10	ESP
0OR5	RJBelectronicGND	A1.51	TransmissionAlisson	A9CX4.11	ESP
0OR6	Multiplexpower	A1.52	TransmissionAlisson	A12.2	StalkBaseLIN
0RAD	GNDChassis	A1.54	TransmissionAlisson	A12.3	StalkBaseLIN
0RAD2	Fansdriveelectric	A1.55	TransmissionAlisson	A14.B1	Cluster
0RC	ChassisGnd	A1.58	TransmissionAlisson	A14.B18	Cluster
0ORHC	ElectronicGnd	A1.71	TransmissionAlisson	A14A.2	WiperSig
0ORHC1	ElectronicGnd	A1.74	TransmissionAlisson	A14A.3	WiperSig
0ORHC2	Multiplexpower	A1.76	TransmissionAlisson	A14A.6	StalkBasePwr
0SO	Slideout	A1.77	TransmissionAlisson	A14A.11	FlasherSig
0TR.White	Trailer	A2A.9	TransmissionAlisson	A14A.12	FlasherSig
00VA	RJBelectronicGND	A2A.11	TransmissionAlisson	A14C.1	Cluster

CIRCUITS LIST

CircuitID	Description	CircuitID	Description	CircuitID	Description
A14D.2	Cluster	A41J1.4	Brake	A45J1.10	TagSystem
A21.1	WiperSig	A41J1.7	Shutdown	A45J1.16	Mirrors
A21.B1	WiperSig	A41J1.10	Keylessentrysystem	A45J1.19	WakeUpCustomer
A21.B2	WiperSig	A41J1.13	EntranceDoorLights	A45J2.7	TagSystem
A27.30	ZFsteering	A41J1.16	EngineECUVolvo	A45J2.10	StatusLedPwr
A27.87A	ZFsteering	A41J1.19	EngineECUVolvo	A45J2.13	Frflashers
A31J1.5	Keylessentrysystem	A41RJ1.6	Keylessentrysystem	A45RJ1.5	StatusLedPwrRtn
A31J1.6	Keylessentrysystem	A41RJ1.18	Cmpt.lights	A45RJ1.6	Keylessentrysystem
A31J1.10	Keyless	A41RJ2.14	FJB	A45RJ1.18	TagGnd
A31J2.1	Keyless	A42J1.3	FJB	A45RJ2.2	Frflashers
A31J2.7	Keylessentrysystem	A42J1.4	FJB	A46J1.1	LuggageDoorLockRH
A31J2.8	Keylessentrysystem	A42J1.7	FJB	A46J1.3	LuggageDoorLockRH
A31J2.10	EntDoorUnLatch	A42J1.10	Kneeling	A46J1.4	Keylessentrysystem
A31J5.3	Keylessentrysystem	A42J1.13	Kneeling	A46J2.1	LuggageDoorLockLH
A32C.A	Auxiliarydefrost	A42J1.16	FJB	A46J2.4	LuggageDoorLock
A32C.B	Auxiliarydefrost	A42J1.18	FJB	A46RJ2.2	GndAuxLiqSolenoidValve
A34.A5	Fansdriveelectric	A42J2.15	FJB	A47J1.1	HVACdefroster
A34.B5	Fansdriveelectric	A43J1.10	Entracedoor	A47J1.3	HVACdefroster
A34.C5	Fansdriveelectric	A43J1.13	ZFsteering	A47J1.4	LHFlasherBrigade
A34.D5	Fansdriveelectric	A43J1.19	TPMS	A47J1.7	HeadLampModuleLH
A34.E5	Fansdriveelectric	A43J2.1	LuggageDoorLockRH	A47J1.13	HeadLampModuleLH
A34.F5	Fansdriveelectric	A43J2.4	LuggageDoorLockRH	A47J1.16	FogLH
A34.G5	Fansdriveelectric	A43J2.7	LuggageDoorLock	A47J1.19	HeadLampModuleLH
A34.H5	Fansdriveelectric	A43J2.10	LuggageDoorLockLH	A47J1.4	LHFlasherBrigade
A34J.E	Fansdriveelectric	A43RJ1.17	TPMS	A47J2.7	HeadLampModuleLH
A34J.F	Fansdriveelectric	A43RJ1.18	Entracedoor	A47J2.10	HeadLampModuleLH
A34R.A3	Fansdriveelectric	A43RJ2.2	Airdryer	A47J2.13	HeadLampModuleLH
A34R.B3	Fansdriveelectric	A44J1.13	AuxiliaruLiqSolValve	A47RJ1.17	HeadLampModuleLH
A34R.C3	Fansdriveelectric	A44J1.16	Horn	A47RJ2.2	Cornering&foglights
A34R.D3	Fansdriveelectric	A44J1.19	Cmpt.lights	A48J1.4	HVACdefroster
A34R.E3	Fansdriveelectric	A44J2.1	Sunvisor	A48J1.7	HVACdefroster
A34R.F3	Fansdriveelectric	A44J2.4	Sunvisor	A48J1.16	EntDoorUpperPenSol
A34R.G3	Fansdriveelectric	A44J2.7	AuxiliaryFanSpeedControl	A48J2.1	DefrosterFan
A34R.H3	Fansdriveelectric	A44J2.10	Sunvisor	A48J2.4	Recycledefrostdamper
A36AJA.10	Horn	A44J2.13	Sunvisor	A48J2.7	Dashdamper
A36JA.7	Ignition&enginestart	A44RJ1.17	Horn	A48J2.10	SmallA/C
A36JA.10	ISM	A44RJ2.2	Driverlights	A48J2.15	SmallA/C
A36JA.15	Ignition&enginestart	A44RJ2.3	Wipers&washer	A48RJ1.6	SmallA/C
A36JA.16	ISM	A44RJ2.14	AuxiliaryFanSpeedControl	A48RJ1.17	HVACdefroster
A36JA.17	Ignition	A45J1.1	Driverwindow	A48RJ1.18	DefrostSystGnd
A36JB.2	Ignition	A45J1.3	Driverwindow	A48RJ2.3	SmallA/C
A40.3.Blue	Trailer	A45J1.4	Ignition&enginestart	A49J1.1	Driverlights
A41J1.3	Driverlights	A45J1.7	BackupCam	A49J1.3	HeadLampModuleRH

CIRCUITS LIST

CircuitID	Description	CircuitID	Description	CircuitID	Description
A49J1.4	Wipers&washer	A51RJ2.2	Back-upwarnings	A55J1.1	StartButtonLed
A49J1.7	HeadLampModuleRH	A52J1.1	Dockinglights	A55J1.4	Cluster
A49J1.10	RHFlasherBrigade	A52J1.3	Dockinglights	A55J1.7	ElectronicMirror
A49J1.13	HeadLampModuleRH	A52J1.4	Rrflashers	A55J1.10	ElectronicMirror
A49J1.16	FogRH	A52J1.7	Rrflashers	A55J1.13	HUDSystem
A49J1.19	HeadLampModuleRH	A52J1.10	Rrflashers	A55J1.16	ElectronicMirror
A49J1:10	RHFlasherBrigade	A52J1.13	Rrflashers	A55J1.19	StartSw
A49J2.1	HeadLampModuleRH	A52J1.16	TransmissionAlisson	A55J2.15	DayLightSe
A49J2.4	Axialfan	A52J1.19	WCL	A55RJ1.6	HUDGnd
A49J2.13	HeadLampModuleRH	A52J2.1	Rrflashers	A55RJ1.18	ValveMirrorAirPressureGnd
A49J2.15	PwrDriver'sHumiditySe	A52J2.4	TransmissionAlisson	A56J1.1	24VI
A49RJ1.6	HVACdefroster	A52J2.7	Rrflashers	A56J1.3	Cluster
A49RJ1.17	Cornering&foglights	A52J2.10	Rrflashers	A56J1.4	Cluster
A49RJ2.2	HeadLampModuleRH	A52J2.13	Back-upcamera	A56J1.7	Cluster
A50J1.1	Fansdriveelectric	A52RJ1.5	Dockinglights	A56J1.10	Cluster
A50J1.3	Fansdriveelectric	A52RJ1.17	Rrflashers	A56J1.13	Multiplexpower
A50J1.10	HVACpassengers	A52RJ1.18	WCL	A56J1.16	ClusterFasherTrig
A50J1.13	Trailer	A52RJ2.3	Back-upcamera	A57J1.1	WCL
A50J1.18	SmallA/C	A53J1.1	Fansdriveelectric	A57J1.3	WCL
A50J1.19	Trailer	A53J1.3	Fansdriveelectric	A57J1.19	WCL
A50J2.1	Alternators	A53J1.7	Engine&RJBcmpt.lights	A57RJ1.18	WCLsystem
A50J2.4	Axialfan	A53J1.10	Ignition&enginestart	A58J1.1	Slideout
A50J2.10	Trailer	A53J1.13	RJBfan	A58J1.4	Slideout
A50J2.13	Brake	A53J2.1	Alternators	A58J1.7	Slideout
A50J2.15	SmallA/C	A53J2.4	Alternators	A58J1.10	Slideout
A50RJ1.6	SmallA/C	A53J2.13	Ignition&enginestart	A58J1.16	Slideout
A50RJ1.18	HVACpassengers	A53RJ1.17	RJBfan	A58J1.19	Slideout
A50RJ2.2	Fansdriveelectric	A53RJ1.18	Engine&RJBcmpt.lights	A58J2.1	Slideout
A50RJ2.3	SmallA/C	A54J1.1	HVACpassengers	A58J2.4	Slideout
A51J1.4	MarkrRHFrSide	A54J1.3	HVACpassengers	A58J2.11	Slideout
A51J1.7	Back-upwarnings	A54J1.7	HVACpassengers	A58J2.15	Slideout
A51J1.10	Rrflashers	A54J1.10	Waterpump	A58RJ1.17	Slideout
A51J1.13	Rrflashers	A54J1.19	HVACpassengers	A58RJ2.2	Slideout
A51J1.16	FlasherRHFrSide	A54J2.4	HVACpassengers	A58RJ2.14	Slideout
A51J1.19	Rrflashers	A54J2.7	HVACpassengers	A59J1.1	Slideout
A51J2.1	Rrflashers	A54J2.10	HVACpassengers	A59J1.4	Slideout
A51J2.7	Rrflashers	A54J2.15	HVACpassengers	A59J1.7	Slideout
A51J2.10	Back-upwarnings	A54RJ1.6	HVACpassengers	A59J1.10	Slideout
A51J2.15	PwrTagePressureSe	A54RJ1.17	HVACpassengers	A59J1.16	Slideout
A51RJ1.5	Rrflashers	A54RJ1.18	HVACpassengers	A59J1.19	Slideout
A51RJ1.6	GndTagPressureSe	A54RJ2.2	Cond.doorswitch	A59J2.15	Slideout
A51RJ1.17	Rrflashers	A54RJ2.3	HVACpassengers	A59RJ1.17	Slideout
A51RJ1.18	Rrflashers	A54RJ2.14	HVACpassengers	A59RJ2.2	Slideout

CIRCUITS LIST

CircuitID	Description	CircuitID	Description	CircuitID	Description
A59RJ2.14	Slideout	A81JB.6	ZFsteering	ANT_A_CANH	TPMS
A60J1.1	Slideout	A108.5	TransmissionI_Shift	ANT_A_CANL	TPMS
A60J1.4	Slideout	A120B.3	Sound_System	ANT_A_GND	TpmsAntennaGnd
A60J1.7	Slideout	A120B.4	Sound_System	ANT_A_PWR	TpmsAntennaPwr
A60J1.10	Slideout	A120B.5	Sound_System	ANT_B_CANH	TPMS
A60J1.16	Slideout	A120B.6	Sound_System	ANT_B_CANL	TPMS
A60J1.19	Slideout	A120C1.1	Sound_System	ANT_B_GND	TpmsAntennaGnd
A60J2.15	Slideout	A120C1.3	Sound_System	ANT_B_PWR	TpmsAntennaPwr
A60RJ1.17	Slideout	A120C3.14	Sound_System	ANT_C_CANH	TPMS
A60RJ2.2	Slideout	A120C3.19	Sound_System	ANT_C_CANL	TPMS
A60RJ2.14	Slideout	A130.3	Firesuppression	ANT_C_GND	TpmsAntennaGnd
A61J1.1	Slideout	A130.4	Firesuppression	ANT_C_PWR	TpmsAntennaPwr
A61J1.3	Slideout	A130.6	Firesuppression	B85.2	Ureasystem
A61J1.4	Slideout	A130.8	Firesuppression	B97.2	Ureasystem
A61J1.7	Slideout	A130.11	Firesuppression	B98.2	Ureasystem
A61J1.10	Slideout	A131A.C	Firesuppression	B99.2	UreaSystemSensor
A61J1.16	Slideout	A131B.A	Firesuppression	B115A.3	Ureasystem
A61J1.19	Slideout	A131B.C	Firesuppression	BLK-OR	Sound_System
A61J2.1	Slideout	A137A.4	Ureasystem	BLK3	Sound_System
A61J2.4	Slideout	A137A.7	Ureasystem	BLK4	Sound_System
A61J2.7	Slideout	A137A.8	Ureasystem	BLU	Back-upcamera
A61RJ1.6	Slideout	A137A.24	Ureasystem	BRN/RHFlasher	RHFlasherBrigade
A61RJ1.17	Slideout	A137A.28	Ureasystem	BussBar	12VDOCB2
A61RJ1.18	Slideout	A137A.40	Ureasystem	CAN_Hi	eMirrors_VS
A61RJ2.2	Slideout	A137A.44	Ureasystem	CAN_Low	eMirrors_VS
A61RJ2.3	Slideout	A137A.49	Ureasystem	CB1	24WUP
A61RJ2.14	Slideout	A137A.50	Ureasystem	CB2	Ignition&enginestart
A77.A	Equalizer	A137A.51	Ureasystem	CB3	HVACpassengers
A77.H	Equalizer	A137A.54	Ureasystem	CB5	24WUP
A78.3	Equalizer	A137A.56	Ureasystem	CB6	24VD
A78.4	Equalizer	A137A.59	Ureasystem	CB7	SmallA/C
A79.3	Equalizer	A137A.62	Ureasystem	CB8	12WUP
A80.3	Equalizer	A138.3	Ureasystem	CB9	Ureasystem
A80.4	Equalizer	A138.12	Ureasystem	CB10	12WUP
A81CN3A.3	EngineECUVolvo	ACC		CB14	WiperSystem
A81CN3A.4	Control_Ground_Relay	Alt_LL.2	Alternators	CB15	MuxPwrA49
A81CN3A.5	EngineECUVolvo	Alt_UL.2	Alternators	CB16	MuxPwrA47
A81CN3A.9	EngineECUVolvo	Alt_UR.2	Alternators	CB17	MuxPwrA48
A81CN3B.26	EngineECUVolvo	AltLL	Alternators	CB18	MuxPwrA55
A81CN3B.27	PwrAirDryer	AltUL	Alternators	CB19	MuxPwrA56
A81CN3B.28	EngineECUVolvo	AltUR	Alternators	CB20	DefrosterSystemPwr
A81CN3B.35	EngineECUVolvo	Ant2Rtn	Keyless	CB21	ELD
A81CN3B.36	Airdryer	Ant2Sig	Keyless	CB117	Trailer

CIRCUITS LIST

CircuitID	Description	CircuitID	Description	CircuitID	Description
CB119	Trailer	DL2H	Network	F44	Multiplexpower
CB128	24VD	DL2L	Network	F47	MCMPwr
CB201	Fansdriveelectric	DL3H	Networks	F50	MuxPwrA45
CB202	Fansdriveelectric	DL3L	Networks	F51	Multiplexpower
CB203	Fansdriveelectric	DL7H	Network	F52	Slideout
CB204	Fansdriveelectric	DL7L	Network	F53	ValidReady
CB205	Fansdriveelectric	DL11H	CanNetworkFusionSys	F54	ElectronicMirrorPwr
CB206	Fansdriveelectric	DL11L	CanNetworkFusionSys	F55	Frflashers
CB207	Fansdriveelectric	DL100H	J1939network	F56	Auxfandefroster
CB208	Fansdriveelectric	DL100L	J1939network	F58	LuggLightsPwr
CB301.Black	Trailer	DSO1.1	Slideout	F58A	LuggLightsPwr
CC16	FJB	DSO2.1	Slideout	F58B	LuggLightsPwr
CC17	FJB	DSO3.1	Slideout	F73	EngineECUVolvo
Clnt1	FJB	DSO4.1	Slideout	F90	Ureasystem
Clnt2	FJB	DSO4.3	Slideout	F91	EngineECUVolvo
Clnt3	FJB	EI.7	EngineECUVolvo	F95	ELDandMirrorPwr
Clnt4	FJB	EI.18	EngineECUVolvo	F96	VECPwr
Clnt5	FJB	EMS.EB29	Ignition&enginestart	F99	EngineECUVolvo
Clnt6	FJB	F10	Cluster	F101	R1toStarter
Clnt7	FJB	F11	Horn	F106	Multiplexpower
Clnt8	FJB	F13	12VDCustomer	F107	Multiplexpower
Clnt15	FJB	F14	Multiplexpower	F108	Networks
Clnt16	FJB	F15	Keylessentrysystem	F109	Engine&RJBcmpt.lights
Clnt17	FJB	F16	12VEng.run	F110	TransmissionAlisson
Clnt18	FJB	F17	Multiplexpower	F112	SparesVECR
CTS	RS232Signals	F19	Multiplexpower	F113	Back-upcamera
D1	Ignition&enginestart	F22	ELDPwr	F117	SparesVECR
D3	Trailer	F23	ESP	F118	Trailer
D4	EntranceDoorClosed	F24	Slideout	F121	CCust
D12	Horn	F25	12Voutlets	F122	Equalizer
D13	Horn	F26	AirDryerPwr	F126	SmallA/CDiag
D41	Ignition&enginestart	F27	SparesVECF	F130	Windowsajar
D43	IgnitionSig	F29	ECUignition	F131	CCust
D75	Slideout	F30	Networks	F132	Multiplexpower
D75.A	Slideout	F33	VolvolinkTGW	F133	Multiplexpower
DCIN+	BrigadePwr	F35	MCMPwr	F134	Multiplexpower
DFF4.1	Slideout	F36	24VDEng.StartSw83	F135	Multiplexpower
DLOH	MUXNetworkSpare	F37	Driverlight	F136	Multiplexpower
DLOHA	MuxNetwork	F39	24VDCustomer	F138	RJBCmpt.light
DL0L	MuxNetworkSpare	F40	Firesuppression	F139	Alternators
DL0LA	MuxNetwork	F41	Multiplexpower	F141	HVACpassengers
DL1H	Networks	F42	TransmissionI_Shift	F142	HVACpassengers
DL1L	Networks	F43	TransmissionI_Shift	F143	HVACpassengers

CIRCUITS LIST

CircuitID	Description	CircuitID	Description	CircuitID	Description
F144	HVACpassengers	N11	Networks	R35.30	VECUPwr
F147	CCust	N12	Networks	R36.30	Horn
F148	12VD	N13	Networks	R37.30	Horn
F149	Ureasystem	N14	Networks	R38.87	12Voutlets
F151	Sound_System	N15	Networks	R47.87	WCL
F152	SparesVECR	N16	Networks	R51.87.Yellow	Trailer
F199	Fansdriveelectric	N17	Networks	R52.87.Green	Trailer
F300	Sound_System	N18	Networks	R53.30.Red	Trailer
GRN/SPEED		N19	Networks	R54.87	Trailer
L207.1	WCL	N20	Networks	R55.30.Brown	Trailer
L207.3	WCLlight	N21	Networks	R300.30	Sound_System
L207.4	WCL	N22	Networks	R_Starter	Ignition&enginestart
L207.GND	WCL	N23	Networks	RED3	Sound_System
L350A.B2	EngineECUVolvo	N24	Networks	RED4	Sound_System
L400.G	Engineheateroutlet	N25	AddressA53	Res13	Mirrors
L400.L	Engineheateroutlet	N26	AddressA53	Res18	ElectricMirror
L400.N	Engineheateroutlet	N27	Networks	Res21	RJBCmpt.light
LinN	LinNSig	N28	Networks	Res22	Engine&RJBCmpt.lights
LinP	LinPSig	N29	AddressA36	ResFF4.1	Slideout
MIC+	Sound_System	N30	AddressA55	ResFF4.2	Slideout
MIC-	Sound_System	N31	AddressA55	ResFF4.3	Slideout
Mo11.3	SmallA/CDiag	N56.1	AddressA56	ResFF4.4	Slideout
Mo21.2	WiperSig	N56.2	AddressA56	ResFF4.5	Slideout
Mo22.2	WiperSig	N57_1	Networks	ResFF4.6	Slideout
Mo40.2	Windowsajar	N57_2	Networks	RFF4.1.30	Slideout
Mo65.3	Fansdriveelectric	N58_1	Network	RFF4.2.30	Slideout
Mo67.3	Fansdriveelectric	N58_2	Network	RSO1.1.30	Slideout
Mo68.3	Fansdriveelectric	N59_1	Network	RSO1.2.30	Slideout
Mo69.3	Fansdriveelectric	N59_2	Network	RSO2.1.30	Slideout
Mo70.3	Fansdriveelectric	N60	Network	RSO2.2.30	Slideout
Mo71.3	Fansdriveelectric	N61	Network	RSO3.1.30	Slideout
Mo72.3	Fansdriveelectric	ORA/LHFlasher	LHFlasherBrigade	RSO3.2.30	Slideout
Mo73.3	Fansdriveelectric	R12	HVACpassengers	RSO4.1.30	Slideout
N1	Networks	R12VISS	Sound_System	RSO4.2.30	Slideout
N2	Networks	R21.87	RJBoutswitch	RSO4.3.30	Slideout
N3	Networks	R21.B	IgnitionSig	RSO4.4.30	Slideout
N4	Networks	R22.87	ECUignition	RTS	RS232Signals
N5	Networks	R23.30	TransmissionAlisson	RxD	RS232Signals
N6	Networks	R23A.87A	IgnSigforVECU	RxTx	RS232Signals
N7	Networks	R25.87	24VIgnition	Se2	BrakeSigtoTrans
N8	Networks	R29	EngineECUVolvo	Se4	TagPressureSig
N9	Networks	R30.87	12VEngruncustomer	Se11.Sig	Cluster
N10	Networks	R34.30	12VECU	Se11.Wrn	Cluster

CIRCUITS LIST

CircuitID	Description	CircuitID	Description	CircuitID	Description
Se13.B	EngineECUVolvo	Se51.Jmp	SeatBeltSigJumper	spare22	Spareswires
Se14.A.B	EngineECUVolvo	Se53.C	Cluster	spare23	Spareswires
Se14B.C	EngineECUVolvo	Se54.C	Cluster	spare24	Spareswires
Se15	KeylessSyst	Se55.C	Cluster	STO-LOCselenoid	WCL
Se16	Keylessentrysyst	Se56	WCLsystem	Sw2.4	Frflashers
Se16.A	DayLightSe	Se57.C	ParkBrakeSig	Sw2.8	Frflashers
Se17.NC	EntranceDoorClosed	Se63.1	ESP	Sw3.4	Cornering&foglights
Se17NO	KeylessSyst	Se63.2	ESP	Sw3.8	Cornering&foglights
Se18.B	BrakeSig	Se64.1	ESP	Sw4.4	StatusSw4
Se19_P.D	Brake	Se64.2	ESP	Sw4.8	Frflashers
Se19_S.D	Brake	Se67.C	ESP	Sw5.4	Ignition&enginestart
Se20.B	Cluster	Se69.C	ESP	Sw5.8	Ignition&enginestart
Se21.2	HVACdefroster	Se89.A	Engine_Ecu	Sw6.6	TagSwSig
Se23	SmallA/C	Se94	WCLsystem	Sw14.4	EngineECUVolvo
Se23.C	HVACpassengers	Se100.4	WCL	Sw14.8	EngineECUVolvo
Se23A	SmallA/C	SeFF4	Slideout	Sw16.6	Brake
Se24.2	HVACpassengers	SES02.4	Slideout	Sw17.4	EngineECUVolvo
Se24.3	HVACpassengers	SES03.2	Slideout	Sw17.6	EngineECUVolvo
Se25.2	HVACpassengers	SeS04	Slideout	Sw18.6	Luggageslock
Se30.A	Engine&RJBcmpt.lights	SeS04Fr.2	Slideout	Sw20.4	WCL
Se32.A	TransmissionAlisson	SeS04Rr.2	Slideout	Sw20.6	WCL
Se32.B	TransmissionAlisson	SES05.4	Slideout	Sw22.B	ServiceDoorLockSeSig
Se33.A	TransmissionAlisson	SES06.2	Slideout	Sw24.8	Driver`sLightSig
Se34.A	TransmissionAlisson	SES07.4	Slideout	Sw32	Luggageslights
Se34.B	TransmissionAlisson	SES08.2	Slideout	Sw33	Luggageslights
Se35.A	TransmissionAlisson	SHIELD3	Sound_System	Sw38.6	Driverwindow
Se35.B	TransmissionAlisson	SHIELD4	Sound_System	Sw39	RJBcmpt.light
Se37.1	ESP	Shield_149	GNDstud	Sw40.B	Trailerparkbrake
Se37.2	ESP	Shield_149A	GNDstud	Sw41.A1	Mirrors
Se38.1	ESP	SHLD-0R	Shield	Sw41.A3	Mirrors
Se38.2	ESP	So9.B	HVACpassengers	Sw41.B1	Mirrors
Se39.1	ESP	So28.2	Tagandlevellow	Sw41.B2	Mirrors
Se39.2	ESP	So29.2	Tagandlevellow	Sw41.B4	Mirrors
Se40.1	ESP	So30.2	Tagandlevellow	Sw42.2	WCL
Se40.2	ESP	So31.2	Tagandlevellow	Sw42.3	WCL
Se41	Cond.doorswitch	So32.2	Tagandlevellow	Sw42.4	WCL
Se43.2	HumiditySig	So33.2	LHFRctrvalve	Sw42.5	WCL
Se43.4	FreonTemp	So36	SmallA/C	Sw42.6	WCL
SE45.2	Washerliqlevel	spare17	Spareswires	Sw42.7	WCL
Se45.2	Washerliqlevel	spare18	Spareswires	Sw44	Engine&RJBcmpt.lights
Se46.B	Trailerparkbrake	spare19	Spareswires	Sw45	Luggageslights
Se49	HVACpassengers	Spare20	Spare20	Sw46	Luggageslights
Se51.2	SeatBeltSig	spare21	Spare21	Sw46A	WCLsystem

CIRCUITS LIST

CircuitID	Description	CircuitID	Description		
Sw47	Luggageslights	Sw156.8	Mirrors		
Sw48	Luggageslights	Sw157.6	Sunvisor		
Sw49	Luggageslights	Sw158.6	Sunvisor		
Sw50	Luggageslights	Sw161.2	DashDimmerSig		
Sw51	Luggageslights	SwSo1.4	Slideout		
Sw52	Luggageslights	SwSo1.5	Slideout		
Sw58.2	Ignition&enginestart	SwSo2.4	Slideout		
Sw58.3	Ignition&enginestart	SwSo2.5	Slideout		
Sw58.5	Ignition&enginestart	SwSo3.4	Slideout		
Sw58.7	Ignition&enginestart	SwSo3.5	Slideout		
Sw59.3	Ignition&enginestart	SwSo4.4	Slideout		
Sw82.5	Masterrelay&12VIgn	SwSo4.5	Slideout		
Sw83.Ign	12VIgn	TWU.3	WCL		
Sw83.Out1	Ignition&enginestart	TxD	RS232Signals		
Sw85.A1	Mirrors	WHT-F151	Sound_System		
Sw85.A3	Mirrors	WHT3	Sound_System		
Sw85.B1	Mirrors	WHT4	Sound_System		
Sw85.B2	Mirrors				
Sw85.B4	Mirrors				
Sw99.5	Dockinglights				
Sw99.8	Dockinglights				
Sw102.4	Dockinglights				
Sw102.8	Dockinglights				
Sw103.4	Backupwarnings				
Sw103.8	Backupwarnings				
Sw104.5	Keylessentrysystem				
Sw104.8	Keylessentrysystem				
Sw109	LuggagesLocksSwitchesSignal				
Sw110	LuggagesLocksSwitchesSignal				
Sw111	LuggagesLocksSwitchesSignal				
Sw112	LuggagesLocksSwitchesSignal				
Sw113	LuggagesLocksSwitchesSignal				
Sw114	LuggagesLocksSwitchesSignal				
Sw115	LuggagesLocksSwitchesSignal				
Sw116	LuggagesLocksSwitchesSignal				
Sw117					
Sw118	LuggagesLocksSwitchesSignal				
Sw119.4	Back-upcamera				
Sw119.8	Back-upcamera				
Sw122.6	AuxFanSpdSig				
Sw123.8	LDWSig				
Sw152.B	Firesuppression				
Sw156.4	Mirrors				

BREAKERS LIST

No	Location	Part #	Function	Rating	Page								
CB1	RJB	563708	24WUPFJB	90amp	3.1								
CB2	RJB	568113	12ECURJB&12VDFJB	70amp	3.1								
CB3	RJB	563708	24WUPEvapFan	90amp	3.1								
CB5	RJB	563708	24WUPRJB	90amp	3.1								
CB6	RJB	568113	24VDRJB&WCL	70amp	3.1								
CB7	RJB	568127	24WUPCondSmallA/C	50amp	3.1								
CB8	RJB	563708	12WUPRJB	90amp	3.1								
CB9	RJB	563705	24VDACM	40amp	3.1								
CB10	RJB	568114	12WUPFJB	150amp	3.1								
CB14	RH_Console	564399	WipersBreaker	20amp	4.3								
CB15	RH_Console	564399	BreakerModA49	20amp	4.3								
CB16	RH_Console	564340	BreakerModA47	15amp	4.3								
CB17	RH_Console	564399	BreakerModA48	20amp	4.3								
CB18	RH_Console	564747	BreakerModA15andA55	10amp	4.3								
CB19	RH_Console	564747	BreakerModA56	10amp	4.3								
CB20	RH_Console	564399	BreakerDefrosterMotor	20amp	4.3								
CB21	RH_Console	564340	BreakerELD	15amp	4.3								
CB22	RH_Console	564340	Spare	15amp	4.3								
CB23	RH_Console	564340	spare	15amp	4.3								
CB48	FJB_VECF	564464	Spare	20amp	4.2								
CB117	RJB_VECR	564399	VecTrailer	20amp	5.1								
CB119	RJB_VECR	564342	VecTrailer	30amp	5.1								
CB128	RJB_VECR	564342	24VDFJB	30amp	5.1								
CB301	VECT	564399	Trailer	20amp	26.4								

BREAKERS LIST

No	Location	Part #	Function	Rating	Page						
CB1	RJB	563708	24WUPFJB	90amp	3.1						
CB2	RJB	568113	12VD	70amp	3.1						
CB3	RJB	563708	FullAC	90amp	3.1						
CB5	RJB	564902	24WUPRJB	120amp	3.1						
CB6	RJB	568113	24VDRJB&WCL	70amp	3.1						
CB7	RJB	568127	24WUPCondSmallA/C	50amp	3.1						
CB8	RJB	563708	12WUPRJB	90amp	3.1						
CB9	RJB	563705	24VDACM	40amp	3.1						
CB10	RJB	568114	12WUPFJB	150amp	3.1						
CB14	RH_Console	564399	WipersBreaker	20amp	4.3						
CB15	RH_Console	564399	BreakerModA49	20amp	4.3						
CB16	RH_Console	564340	BreakerModA47	15amp	4.3						
CB17	RH_Console	564399	BreakerModA48	20amp	4.3						
CB18	RH_Console	564747	BreakerModA15andA55	10amp	4.3						
CB19	RH_Console	564747	BreakerModA56	10amp	4.3						
CB20	RH_Console	564399	BreakerDefrosterMotor	20amp	4.3						
CB21	RH_Console	564340	BreakerELD	15amp	4.3						
CB22	RH_Console	564340	Spare	15amp	4.3						
CB23	RH_Console	564340	spare	15amp	4.3						
CB48	FJB_VECF	564464	Spare	20amp	4.2						
CB117	RJB_VECR	564399	VecTrailer	20amp	5.1						
CB119	RJB_VECR	564342	VecTrailer	30amp	5.1						
CB128	RJB_VECR	564342	24VDFJB	30amp	5.1						
CB301	VECT	564399	Trailer	20amp	26.4						

CONNECTORS LIST

No	Location	Part #	Gender	No	Location	Part #	Gender
540		562477	male	A81.CN3A	FJB	564741	male
540		562479	female	A81.CN3B	FJB	564742	male
A1	RJB	563975	male	A83.A	FJB	565970	female
A2	FJB	563984	male	A96.A	Hood_Cmpt	563678	male
A5	Service_Cmpt	562428	female	A96.B	Hood_Cmpt	562795	male
A6	Engine_Cmpt	562427	male	A97.A1	RH_Console	564401	male
A7	Rear_Axle_Cmpt	563979	male	A97.A2	RH_Console	564402	male
A8	Driver_Area	564698	male	A97.A3	RH_Console	564403	male
A9.Cx1	Hood_Cmpt	564041	female	A99	RH_Console	564205	male
A9.Cx2	Hood_Cmpt	563678	male	A100	Front_Axle_Cmpt	563515	male
A9.Cx3	Hood_Cmpt	564037	female	A101	Rear_Axle_Cmpt	563515	male
A9.Cx4	Hood_Cmpt	564038	female	A102	Rear_Axle_Cmpt	563515	male
A12	Driver_Area	564699	male	A106	Entrance_Door	565974	male
A14.A	Dashboard	562765	male	A114A	Front_Bumper	564252	male
A14.B	Dashboard	562764	male	A116	Dashboard	563872	female
A14.C	Dashboard	562767	male	A120.A	Dashboard	563960	male
A14.D	Dashboard	562766	male	A120.B	Dashboard	563962	male
A15	Dashboard	562464	male	A120.C1	Dashboard	563956	male
A17	Dashboard	564501	female	A120.C2	Dashboard	563957	male
A21.A	RH_Console	564038	female	A120.C3	Dashboard	563958	male
A21.B	RH_Console	564700	male	A120A.J1	Dashboard	563525	male
A27	Service_Cmpt	562929	male	A120A.J2	Dashboard	563526	female
A28	Service_Cmpt	562928	male	A120A.J3	Dashboard	563527	female
A31.J1	Dashboard	563226	male	A120A.USB	Dashboard	563878	male
A31.J2	Dashboard	563227	male	A127	Dashboard	562957	male
A32.A	Dash	561611	male	A128	Dashboard	563878	male
A32.C	Dash	561566	female	A130	LH_Console	563226	male
A34.J	Enginectmpt.	568118	male	A131.A	Engine_Cmpt	561782	male
A34.K	Enginectmpt.	564270	male	A131.B	Engine_Cmpt	561781	female
A34.L	Enginectmpt.	564269	male	A137A	Cond_Cmpt	20429843	male
A36.JA	FJB	562767	male	A138	Cond_Cmpt	563787	male
A36.JB	FJB	562765	male	AE41.J1	FJB	563679	male
A36.JC	FJB	562957	male	AE41.J2	FJB	564037	female
A36A.JA	FJB	564325	male	AE41.J3	FJB	564004	male
A36A.JB	FJB	562767	male	AE42.J1	FJB	563679	male
A40.A	FJB	561668	male	AE42.J2	FJB	564037	female
A50	Driver_Area	563996	female	AE42.J3	FJB	564004	male
A70	Dashboard	563884	male	AE43.J1	FJB	563679	male
A77	RJB	564547	male	AE43.J2	FJB	564037	male
A78	RJB	562583	female	AE43.J3	FJB	565957	male
A79	RJB	562583	female	AE44.J1	FJB	563679	male
A80	RJB	562479	female	AE44.J2	FJB	564037	female
A81.CN1	FJB	562767	male	AE44.J3	FJB	565957	male

CONNECTORS LIST

No	Location	Part #	Gender	No	Location	Part #	Gender
AE45.J1	FJB	563679	male	AE59.J2	Slideoutpanel	564037	female
AE45.J2	FJB	564037	female	AE59.J3	Slideoutpanel	565957	male
AE45.J3	FJB	565957	male	AE60.J1	Slideoutpanel	563679	male
AE46.J1	FJB	563679	male	AE60.J2	Slideoutpanel	564037	male
AE46.J2	FJB	564037	female	AE60.J3	Slideoutpanel	565957	male
AE46.J3	FJB	565957	male	AE61.J1	Slideoutpanel	563679	male
AE47.J1	RH_console	563679	male	AE61.J2	Slideoutpanel	564037	male
AE47.J2	RH_console	564037	female	AE61.J3	Slideoutpanel	565957	male
AE47.J3	RH_console	565957	male	AltLL.A	Enginecmpt.	563746	female
AE48.J1	RH_console	563679	male	AltLL.B	Enginecmpt.	560815	female
AE48.J2	RH_console	564037	female	AltLL.C	Enginecmpt.	564469	female
AE48.J3	RH_console	565957	male	AltLR.A	enginecmpt.	563746	female
AE49.J1	RJB	563679	male	AltLR.B	Enginecmpt.	560815	female
AE49.J2	RJB	564037	male	AltLR.C	Enginecmpt.	564469	female
AE49.J3	RJB	565957	male	AltUL.C	Engine_Cmpt	564469	female
AE50.J1	RJB	563679	male	AltUR.A	Enginecmpt.	563746	female
AE50.J2	RJB	564037	male	AltUR.B	Enginecmpt.	560815	female
AE50.J3	RJB	565957	male	AltUR.C	Enginecmpt.	564469	female
AE51.J1	RJB	563679	male	Ant2	Dashboard	562877	female
AE51.J2	RJB	564037	female	B85	DPF_Door	563815	male
AE51.J3	RJB	565957	male	B96	DPF_Door	563821	male
AE52.J1	RJB	563679	male	B96B	Engine_Cmpt	563823	male
AE52.J2	RJB	564037	female	B97	Engine_Cmpt	563816	male
AE52.J3	RJB	565957	male	B98	DPF_Door	563817	male
AE53.J1	RJB	563679	male	B99	Engine_Cmpt	563815	male
AE53.J2	RJB	564037	male	B115A	DPF_Door	564226	male
AE53.J3	RJB	565957	male	B142C	Cond_Cmpt	563515	male
AE54.J1	Evaporatorcmpt.	563679	male	B310	Enginecmpt.	565967	male
AE54.J2	Evaporatorcmpt.	564037	female	C1	FJB	563589	male
AE54.J3	Evaporatorcmpt.	565957	male	C1	FJB	563590	female
AE55.J1	Dash	563679	male	C1S	FJB	563589	male
AE55.J2	Dash	564037	female	C1S	FJB	563590	female
AE55.J3	Dash	564004	male	C2	Service_Cmpt	563580	male
AE56.J1	Dash	563679	male	C2	Service_Cmpt	563581	female
AE56.J2	Dash	564037	male	C2A	Service_Cmpt	563580	male
AE56.J3	Dash	564004	male	C2A	Service_Cmpt	563581	female
AE57.J1	WCLcmpt.	563679	male	C2B	Service_Cmpt	563580	male
AE57.J2	WCLcmpt.	564037	male	C2B	Service_Cmpt	563581	female
AE57.J3	WCLcmpt.	564004	male	C3_plug	RJB	563589	male
AE58.J1	Slideoutpanel	563679	male	C3_socket	RJB	563590	female
AE58.J2	Slideoutpanel	564037	male	C3S	RJB	563593	male
AE58.J3	Slideoutpanel	565957	male	C3S	RJB	563590	female
AE59.J1	Slideoutpanel	563679	male	C4	FJB	563580	male

CONNECTORS LIST

No	Location	Part #	Gender	No	Location	Part #	Gender
C4	FJB	563581	female	C27	Service_Cmpt	563618	male
C5	FJB	563589	male	C27	Service_Cmpt	563616	female
C5	FJB	563590	female	C28	RH_Console	561986	male
C5S	FJB	563589	male	C28	RH_Console	561987	female
C5S	FJB	563590	female	C29	4rd_Lugg_Cmpt	563651	male
C7	Dash	562581	male	C29	3rd_Lugg_Cmpt	563652	female
C7	Dash	562583	female	C30	3rd_Lugg_Cmpt	561710	male
C8	Service_Cmpt	568112	male	C30	3rd_Lugg_Cmpt	561709	female
C8	Front_Bumper	568111	female	C32W	WCL_Upper_Door	561734	male
C9	RJB	561986	male	C32W	WCL_Upper_Door	561735	female
C9	RJB	561987	female	C33	WCLcmpt.	564034	male
C10	Enginedoor	562581	male	C33	WCLcmpt.	564035	female
C10	Enginedoor	562583	female	C34	RH_Console	561986	male
C12	Engine_Cmpt	562581	male	C34	RH_Console	561987	female
C12	Engine_Cmpt	562583	female	C35		561986	male
C13_plug	RH_Console	563589	male	C35		561987	female
C13_socket	RH_Console	563590	female	C39A	Firesuppressioncmpt.	561782	male
C13S	RH_Console	563589	male	C39A	Firesuppressioncmpt.	561781	female
C13S	RH_Console	563590	female	C40	Dash	562485	male
C14	Front_Bumper	563580	male	C40	Dash	562486	female
C14		563581	female	C42	Hood_Cmpt	562285	male
C15A	Evap_Cmpt	568110	male	C42	RH_Console	562282	female
C15A	Evap_Cmpt	568109	female	C43		563226	male
C17	RJB	560195	male	C43		563613	female
C17	RJB	560169	female	C44_plug	FJB	561577	male
C18	FJB	561986	male	C44_socket	FJB	561605	female
C18	FJB	561987	female	C45	FJB	561643	male
C19	RJB	561986	male	C45	FJB	561642	female
C19	RJB	561987	female	C46	3rdlugg.cmpt.	562549	male
C19A	RJB	561986	male	C46	3rdlugg.cmpt.	562550	female
C19A	RJB	561987	female	C50	RJB	563933	male
C22		561986	male	C50	RJB	563932	female
C22		561987	female	C54	Enginecmpt.	563226	male
C23	Evaporatorcmpt.	564034	male	C54	Enginecmpt.	563613	female
C23	Evaporatorcmpt.	564035	female	C54A	Engine_Cmpt	568110	male
C24_plug	Evap_Cmpt	561690	male	C54A	Engine_Cmpt	568109	female
C24_socket	Evap_Cmpt	561566	female	C54B	EngineCmpt.	562477	male
C26	Ureacmpt.	563226	male	C54B	EngineCmpt.	562479	female
C26	Ureacmpt.	563613	female	C59	RJB	561643	male
C26A	Cond_Cmpt	568110	male	C59	RJB	561642	female
C26A	Cond_Cmpt	568109	female	C61	Service_Cmpt	563347	male
C26B	Ureacmpt.	563227	male	C61	Service_Cmpt	563180	female
C26B	Ureacmpt.	563614	female	C64	Engine_Cmpt	568110	male

CONNECTORS LIST

No	Location	Part #	Gender	No	Location	Part #	Gender
C64	Engine_Cmpt	568109	female	C100S	EvaporatorCmpt.	562477	male
C68		561643	male	C100S	EvaporatorCmpt.	562479	female
C68		561642	female	C101	Service_Cmpt	562581	male
C71	FJB	561646	male	C101		562583	female
C71		561644	female	C110	Service_Cmpt	568110	male
C72		561646	male	C110	PneumaticPanel	568109	female
C72		561644	female	C111	Service_Cmpt	564547	male
C74		561713	male	C111		564562	female
C74		561714	female	C119A	Service_Cmpt	568110	male
C75	1st_LH_Lugg_Cmpt	561515	male	C119A		568109	female
C75	1st_LH_Lugg_Cmpt	561552	female	C128	Dashboard	562783	male
C76	1st_RH_Lugg_Cmpt	561515	male	C128	Dashboard	563206	female
C76	1st_RH_Lugg_Cmpt	561552	female	C129	Dashboard	562464	male
C77	2nd_LH_Lugg_Cmpt	561515	male	C129	Dashboard	565871	female
C77	2nd_LH_Lugg_Cmpt	561552	female	C130	Dashboard	562581	male
C78	2nd_RH_Lugg_Cmpt	561515	male	C130		562583	female
C78	2nd_RH_Lugg_Cmpt	561552	female	C131A	Engine_Cmpt	561782	male
C79	3rd_LH_Lugg_Cmpt	561515	male	C131A	Engine_Cmpt	561781	female
C79	3rd_LH_Lugg_Cmpt	561552	female	C131B	Engine_Cmpt	561782	male
C80	3rd_RH_Lugg_Cmpt	561515	male	C131B	Engine_Cmpt	561781	female
C80	3rd_RH_Lugg_Cmpt	561552	female	C152	Cond_Cmpt	561611	male
C81	4th_LH_Lugg_Cmpt	561515	male	C152	Cond_Cmpt	561610	female
C81	4th_LH_Lugg_Cmpt	561552	female	C172	LHConsole	561637	male
C82	4th_RH_Lugg_Cmpt	561515	male	C172	LHConsole	561635	female
C82	4th_RH_Lugg_Cmpt	561552	female	C193_plug	RJB	563589	male
C83	5th_RH_Lugg_Cmpt	561515	male	C193_socket	RJB	563590	female
C83	5th_RH_Lugg_Cmpt	561552	female	C194	FJB	563589	male
C84	5th_RH_Lugg_Cmpt	561515	male	C194	FJB	563590	female
C84	5th_RH_Lugg_Cmpt	561552	female	C195	RH_Console	563347	male
C87	Rearvehicule	563618	male	C195	RH_Console	560489	female
C87	Rearvehicule	563616	female	C222	FJB	562477	male
C88	WCLCmpt.	563226	male	C222	FJB	562479	female
C88	WCLCmpt.	563613	female	C223	FJB	563227	male
C89	Rearvehicule	561581	male	C223	FJB	563614	female
C89	Rearvehicule	561582	female	C225	FJB	562650	male
C91	RJB	562285	male	C225	FJB	562649	female
C91	RJB	562282	female	C226	FJB	562650	male
C94	FJB	563589	male	C226	FJB	562649	female
C94	FJB	563590	female	C228	CondensorCmpt.	562477	male
C99	Rearvehicule	562581	male	C228	CondensorCmpt.	562479	female
C99	Rearvehicule	562583	female	C266	Dash	561640	male
C100	Evaporatorcmpt.	562477	male	C266	Dash	561639	female
C100	Evaporatorcmpt.	562479	female	C279	Service_Cmpt	562477	male

CONNECTORS LIST

No	Location	Part #	Gender	No	Location	Part #	Gender
C279	Service_Cmpt	562479	female	C600A	FJB	561690	male
C279A		562477	male	C600A	FJB	561566	female
C279A		562479	female	C777	Dashboard	562581	male
C279B	FJB	562477	male	C777	Dashboard	562583	female
C279B		562479	female	C_ALT1	Eng_Cmpt	563226	male
C380A	Dash	564222	male	C_ALT1		563613	female
C380A	Dash	564224	female	C_ALT2		563618	male
C397	RJB	562285	male	C_ALT2		563616	female
C397	RJB	562282	female	C_Mo9	Evap_Cmpt	561577	male
C430	FJB	561986	male	C_Mo9	Evap_Cmpt	561605	female
C430	FJB	561987	female	C_Se51	Driver_Area	563589	male
C452	Dashboard	561734	male	C_Se51	Driver_Area	563590	female
C452	Dashboard	561735	female	CCust	Parcel_Rack_Fr_WCL	562477	male
C463	Engine_Cmpt	568112	male	CCust	RJB	562479	female
C463	Engine_Cmpt	568111	female	CFF4_1	SlideOutElectCmpt.	561986	male
C464A	Dash	564222	male	CFF4_1	SlideOutElectCmpt.	561987	female
C464A	Dash	564224	female	CFF4_2	SlideOutElectCmpt.	561986	male
C540	FJB	562477	male	CFF4_2	SlideOutElectCmpt.	561987	female
C540		562479	female	Clnt1	FJB	563227	male
C541	FJB	563226	male	Clnt1	FJB	563614	female
C541		563613	female	Clnt2	FJB	563226	male
C550	Rearrightwindow	561476	male	Clnt2	FJB	563613	female
C550	Rearrightwindow	561477	female	CSo1	SlideOutElectCmpt.	563226	male
C551	3rdLuggageCmpt.	561476	male	CSo1	SlideOutElectCmpt.	563613	female
C551	3rdLuggageCmpt.	561477	female	CSo2	SlideOutElectCmpt.	561643	male
C552	2ndLuggageCmpt.	561476	male	CSo2	SlideOutElectCmpt.	561641	female
C552	2ndLuggageCmpt.	561477	female	CSo5	SlideOutElectCmpt.	564034	male
C553	1stLuggageCmpt.	561476	male	CSo5	SlideOutElectCmpt.	564035	female
C553	1stLuggageCmpt.	561477	female	CSo7	SlideOutElectCmpt.	562581	male
C554	Frontrightwindow	561476	male	CSo7	SlideOutElectCmpt.	562583	female
C554	Frontrightwindow	561477	female	CSo8	SlideOutElectCmpt.	562581	male
C555	Frontleftwindow	561476	male	CSo8	SlideOutElectCmpt.	562583	female
C555	Frontleftwindow	561477	female	CSo9	SlideOutElectCmpt.	562581	male
C556	Rearleftwindow	561476	male	CSo9	SlideOutElectCmpt.	562583	female
C556	Rearleftwindow	561477	female	CT_In	EngineCmpt.	563582	male
C557	1stLuggageCmpt.	561476	male	CT_In	EngineCmpt.	563583	female
C557	1stLuggageCmpt.	561477	female	CT_Out	RJB	560478	female
C558	2ndLuggageCmpt.	561476	male	D3.A	RJB	560085	female
C558	2ndLuggageCmpt.	561477	female	D3.B	RJB	560085	female
C559	3rdLuggageCmpt.	561476	male	EI	Enginecmpt.	563739	male
C559	3rdLuggageCmpt.	561477	female	L1A	PneumaticPanel	562848	male
C600_plug	FJB	561690	male	L10	Dashboard	561247	male
C600_socket	FJB	561566	female	L16.A	Frontroof	562615	female

CONNECTORS LIST

No	Location	Part #	Gender	No	Location	Part #	Gender
L16.B	Frontroof	562615	female	L96	Frontvehicle	562485	male
L17.A	Entrance_Ceiling	562615	female	L96A	Frontvehicle	562485	male
L17.B	Entrance_Ceiling	562615	female	L97	LH_Console	564719	male
L18	Entrance_Door	563590	female	L98	FJB	564734	male
L19	Entracedoor	562549	male	L120	FJB	561247	male
L21	Frontroof	560605	female	L170	4thLuggCmpt.	561247	male
L22	Frontroof	560605	female	L171	4thLuggCmpt.	561247	male
L23	frontroof	560605	female	L173	Engine_Cmpt	563590	female
L24	Frontroof	560605	female	L174A	Engine_Cmpt	563590	female
L25	Frontroof	560605	female	L175	EngineCmpt.	563590	female
L26	Frontroof	560605	female	L176	5th_Lugg_Cmpt	561247	male
L27	Frontroof	560605	female	L177	5th_Lugg_Cmpt	561247	male
L50.A	Trailer	562601	male	L178	3rdLuggCmpt.	561247	male
L51.A	Trailer	562601	male	L179	3rdLuggCmpt.	561247	male
L63	Front_Side_LH	562155	male	L180	2nd_Lugg_Cmpt	561247	male
L64	Outside_Front_RH	562155	male	L181	2nd_Lugg_Cmpt	561247	male
L65	Outside_Front_LH	562155	male	L182	1st_Lugg_Cmpt	561247	male
L66	Out_Side_Front_LH	562155	male	L183	1st_Lugg_Cmpt	561247	male
L67	4th_Lugg_Cmpt	562155	male	L184	Servicecmpt.	561247	male
L68	4th_Lugg_Cmpt	562155	male	L185.A	Servicecmpt.	561539	male
L69	4th_Lugg_Cmpt	562155	male	L186.A	Service_Cmpt	561539	male
L70	4th_Lugg_Cmpt	562155	male	L187	Engine_Cmpt	561690	male
L72	Rear_Vehicle	562155	male	L193	LH_Console	25192025	male
L74	Rearvehicle	562155	male	L199	Enginecmpt.	562848	male
L75	Rearenginedoor	562155	male	L204	Parcel_Rack_RH	562803	male
L76	Rearvehicle	562155	male	L205	Enginecmpt.	562485	male
L81.A	Rear_Vehicle	562835	female	L206	Parcel_Rack_RH	562803	male
L81.B	Rear_Vehicle	562834	male	L208	Front_Face	564733	socket
L82A	Rearvehicule	562348	female	L209	Front_Face	564733	socket
L83A	Rearvehicule	562348	female	L211	Entracedoor	562549	male
L84	DPFDoor	560605	female	L282	Engine_Cmpt	561690	male
L85	DPFDoor	560605	female	L285.A	Rear_Vehicle	562835	female
L86	DPFDoor	560605	female	L285.B	Rear_Vehicle	562834	male
L87	Rearroof	560605	female	L286.A	Rear_Vehicle	562835	female
L88	Rearroof	560605	female	L286.B	Rear_Vehicle	562834	male
L89	Rearroof	560605	female	L290	EngineCmpt.	562565	female
L90	Rearroof	560605	female	L291	EngineCmpt.	562565	female
L93.A	Rearvehicle	563069	female	L298A	Engine_Cmpt	563590	female
L93.B	Rearvehicle	563069	female	L306	RJBcmpt.	561247	male
L94.A	Rearvehicle	563069	female	L314	Front_Face	564640	male
L94.B	Rearvehicle	563069	female	L315	Front_Face	564640	male
L95	Frontvehicle	562485	male	L319	WCLunderplatform	561247	male
L95A	Frontvehicle	562485	male	L350A.A	Rearaxlecmpt.	564552	male

CONNECTORS LIST

No	Location	Part #	Gender	No	Location	Part #	Gender
L350A.B	Rearaxlecmpt.	563340	male	Mo71	Enginectmpt.	568089	male
L350A.C	Rearaxlecmpt.	562251	male	Mo72	Enginectmpt.	568089	male
L520.A	Trailer	562601	male	Mo73	Enginectmpt.	568089	male
L530.A	Trailer	562601	male	MoFF4_1	FRRHslideout	562485	male
Mo3	Dashboard	564161	male	MoSo1	1st_LH_Lugg_Cmpt	562350	male
Mo5	Front_Face	563513	female	MoSo2	2nd_LH_Lugg_Cmpt	562350	male
Mo6	Front_Face	563513	female	MoSO3	5th_RH_Lugg_Cmpt	562350	male
Mo7	Cond_Cmpt	561890	male	MoSO4_1	Slideout	562350	male
Mo8	Cond_Cmpt	561890	male	MoSO4_2	Slideout	562350	male
Mo10	Passenger_area	561477	female	R1	RJB	562486	female
Mo11	CondensorCmpt.	568089	male	R3	RJB	563409	male
Mo12	Engine_Cmpt	561690	male	R12	Evap_Cmpt	563409	male
Mo15		563517	female	R21	FJB	560525	male
Mo16		563517	female	R23A	FJB	564496	male
Mo17	RH_Console	562350	male	R29	RJB	563409	male
Mo19	Fr_Service_Door	562474	male	R30	FJB	564496	male
Mo20	Fr_Service_Door	562474	male	R34	RJB	564210	male
Mo21	Hood_Cmpt	563515	male	R35	RJB	564210	male
Mo22	Hood_Cmpt	563515	male	R36	Dash	564496	male
Mo23	Entrance_Door	564161	male	R37	Dash	564496	male
Mo24	Hood_Cmpt	561687	male	R38	FJB	564496	male
Mo25	Service_Door	564161	male	R47	Parcelrack	564496	male
Mo26	Entrance_Door	564161	male	R300	RJB	564496	male
Mo27	Cond_Cmpt	561890	male	R_12VISS	FJB	564496	male
Mo28	Cond_Cmpt	561890	male	Res1	Hood_Cmpt	563590	female
Mo29	RJB	561248	female	Res3.A	ParcelRack	563590	female
Mo30	1stLuggCmpt.LH	564161	male	Res4	RH_Console	563590	female
Mo31	1stLuggCmpt.RH	564161	male	Res6	FJB	563590	female
Mo33	2ndLuggCmpt.RH	564161	male	Res7	Dashboard	563590	female
Mo35	3rdLuggCmpt.RH	564161	male	Res15	Engine_Cmpt	561782	male
Mo37	4thLuggCmpt.RH	564161	male	Res16.A	FJB	563590	female
Mo39	5thLuggCmpt.RH	564161	male	Res17.A	FJB	563590	female
Mo40	Passenger_Area	561477	female	Res31	Ureacmpt.	562350	male
Mo44	Passenger_Area	561477	female	Res32	Ureacmpt.	563764	female
Mo50	Frontvehicle	561690	male	Res53	Dashboard	563590	female
Mo51	Frontvehicle	561690	male	Res99	Dashboard	563590	female
Mo56	Passenger_Area	561477	female	RFF4_1	Slideout	564496	male
Mo58	FrontLHwindow	561477	female	RFF4_2	Slideout	564496	male
Mo65	Enginectmpt.	568089	male	RS03_1	Slideout	564496	male
Mo67	Enginectmpt.	568089	male	RS03_2	Slideout	564496	male
Mo68	Enginectmpt.	568089	male	RSO1_1	Slideout	564496	male
Mo69	Enginectmpt.	568089	male	RSO1_2	Slideout	564496	male
Mo70	Enginectmpt.	568089	male	RSO2_1	Slideout	564496	male

CONNECTORS LIST

No	Location	Part #	Gender	No	Location	Part #	Gender
RSO2_2	Slideout	564496	male	Se39	Rear_Axle_LH	641132	female
RSO4_1	Slideout	564496	male	Se40	Rear_Axle_LH	641132	female
RSO4_2	Slideout	564496	male	Se41	Cond.door	562877	female
RSO4_3	Slideout	564496	male	Se43	Dashboard	564758	male
RSO4_4	Slideout	564496	male	Se45	Servicecmpt.	563409	male
Se2	Service_Cmpt	561566	female	Se46	Rearaxlecmpt.	562348	female
Se3	Dashboard	564705	male	Se49	CondCmpt.	562348	female
Se4		563159	female	Se51	Driver_Area	563589	male
Se11.A	Cond_Cmpt	560082	female	Se53	PneumaticPanel	563159	female
Se11.B	Cond_Cmpt	560082	female	Se54	PneumaticPanel	563159	female
Se11.C	Cond_Cmpt	560082	female	Se55	PneumaticPanel	563159	female
Se13	Engine_Cmpt	562350	male	Se56	WCL_Upper_Door	562479	female
Se14.A	Driver_Area	561782	male	Se57	Service_Cmpt	563159	female
Se14.B	Driver_Area	561781	female	Se63	Rearaxlecmpt.	641132	female
Se15.A	Entrance_Door	562291	female	Se64	Rearaxlecmpt.	641132	female
Se15.B	Entrance_Door	562291	female	Se65	Dash	564042	female
Se15.C	Entrance_Door	562291	female	Se66	FJB	564039	female
Se16.A	Entrance_Door	562291	female	Se67	Frontaxlecmpt.	563159	female
Se16.B	Entrance_Door	562291	female	Se69	Frontaxlecmpt.	563159	female
Se16.C	Entrance_Door	562291	female	Se89	Engine_Cmpt	562350	male
Se17.A	Entrance_Door	562291	female	Se94	WCL_Upper_Door	562877	female
Se17.B	Entrance_Door	562291	female	Se100	WCLdoor	562479	female
Se17.C	Entrance_Door	562291	female	Se_FF4_FrDn	Slideout	562477	male
Se18	PneumaticPanel	561566	female	Se_FF4_FrUp	Slideout	562477	male
Se19_P	Service_Cmpt	563677	male	Se_FF4_RrDn	Slideout	562477	male
Se19_S	Service_Cmpt	563677	male	Se_FF4_RrUp	Slideout	562477	male
Se20	Front_Bumper	564702	male	Se_SO4_Fr	Slideout	562477	male
Se21	Driver_Area	563994	male	Se_SO4_Rr	Slideout	562477	male
Se23	Engine_Cmpt	563159	male	SES01	Slideout	563159	female
Se23A	EngineCmpt.	563159	female	SES02_SES03	Slideout	562479	female
Se24	EvapCmpt.	563758	female	SES05_SES06	Slideout	562479	female
Se24A	EvapCmpt.	563758	female	SES07_SES08	Slideout	562479	female
Se25	Passenger_Area	561248	female	So3	Entrance_Door	641385	male
Se29	Engine_Cmpt	561566	female	So7	Service_Cmpt	561690	male
Se30	Enginedoor	562877	female	So8	Servicecmpt.	641385	male
Se31	Enginedoor	562877	female	So9	Enginectmpt.	560016	female
Se32	Rear_Axle_Cmpt	562426	male	So11	Cond_Cmpt	561566	female
Se33	Rear_Axle_Cmpt	562856	male	So12	Service_Cmpt	562848	male
Se34	RR_Axle_Cmpt	562427	male	So13	Evap_Cmpt	641385	male
Se35	Rear_Axle_Cmpt	562426	male	So17	PneumaticPanel	562848	male
Se36	Rear_Axle_Cmpt	562427	male	So21	Front_Axle_Cmpt	564046	female
Se37	Front_Axle_LH	641132	female	So22	Front_Axle_Cmpt	564046	female
Se38	Front_Axle_RH	641132	female	So23	Rear_Axle_Cmpt	564046	female

CONNECTORS LIST

No	Location	Part #	Gender	No	Location	Part #	Gender
So24	Rear_Axle_Cmpt	564046	female	Sw3	Dashboard	563498	female
So27	Rearaxlecmpt.	564045	female	Sw4	PneumaticPanel	563498	female
So28	PneumaticPanel	641385	male	Sw5	Dashboard	563498	female
So29	PneumaticPanel	641385	male	Sw6	Dashboard	563498	female
So30	PneumaticPanel	641385	male	Sw14	Dashboard	563498	female
So31	PneumaticPanel	641385	male	Sw16	Dashboard	563498	female
So32	PneumaticPanel	641385	male	Sw17	Dashboard	563498	female
So33	Service_Cmpt	641385	male	Sw18	Dashboard	563498	female
So36	Engine_Cmpt	561690	male	Sw18A	RH_Console	563498	female
So38	Dash	561566	female	Sw20	Dashboard	563498	female
So50	Rearaxlecmpt.	564046	female	Sw22.A	Dashboard	562403	female
So51	Rear_Axle_Cmpt	641385	male	Sw22.B	Dashboard	562403	female
So52	Rearaxlecmpt.	564045	female	Sw22.C	Dashboard	562403	female
So53	Rear_Axle_Cmpt	641385	male	Sw23	RH_Console	563498	female
SoSo1	Slideout	564045	female	Sw24	Dashboard	563498	female
SoSo2	Slideout	564045	female	Sw25	RH_Console	563498	female
SoSo3	Slideout	564045	female	Sw32.A	LuggCmpt.	562485	male
SOSO4	Slideout	564045	female	Sw32.B	LuggCmpt.	562486	female
SoSo5	Slideout	564045	female	Sw33.A	LuggCmpt.	562485	male
SoSo6	Slideout	564045	female	Sw33.B	LuggCmpt.	562486	female
SoSo7	Slideout	564045	female	Sw37	Dashboard	563498	female
SoSo8	Slideout	564045	female	Sw38	Dashboard	563498	female
SoSo9	Slideout	564045	female	Sw39.A	LuggCmpt.	562403	female
SoSo10	Slideout	564045	female	Sw39.B	LuggCmpt.	562403	female
spBar4	Enginectmpt.	564135	male	Sw40	LH_Console	561690	male
spBar5	Enginectmpt.	564135	male	Sw41	LH_Console	562749	male
spBar6	Enginectmpt.	564135	male	Sw42	Lugg_Cmpt	561636	female
spBar7	Enginectmpt.	564135	male	Sw44.A	Service_Cmpt	562485	male
spBar11	Enginectmpt.	564135	male	Sw44.B	Service_Cmpt	562486	female
spBar12	Enginectmpt.	564135	male	Sw45.A	LuggCmpt.	562485	male
spBar13	Enginectmpt.	564135	male	Sw45.B	LuggCmpt.	562486	female
spBar14	Enginectmpt.	564135	male	Sw46.A	LuggCmpt.	562485	male
spBar15	Enginectmpt.	564135	male	Sw46.B	LuggCmpt.	562486	female
spBar16	Enginectmpt.	564135	male	Sw47.A	LuggCmpt.	562485	male
spBar19	Condensorcmt.	564135	male	Sw47.B	LuggCmpt.	562486	female
spBar20	Condensorcmt.	564135	male	Sw48.A	LuggCmpt.	562485	male
spBar21	Condensorcmt.	564135	male	Sw48.B	LuggCmpt.	562486	female
spBar22	Enginectmpt.	564135	male	Sw49.A	LuggCmpt.	562485	male
spBar23	Enginectmpt.	564135	male	Sw49.B	LuggCmpt.	562486	female
spBar24	Enginectmpt.	564135	male	Sw50.A	LuggCmpt.	562485	male
SpkDr_L	Driver	563994	male	Sw50.B	LuggCmpt.	562486	female
SpkDr_R	Driver	563994	male	Sw51.A	LuggCmpt.	562485	male
Sw2	Dashboard	563498	female	Sw51.B	LuggCmpt.	562486	female

CONNECTORS LIST

No	Location	Part #	Gender	No	Location	Part #	Gender
Sw52.A	LuggCmpt.	562485	male	VECR9	RJB	563448	male
Sw52.B	LuggCmpt.	562486	female	VECR10	RJB	563181	male
Sw58	EngineCmpt.	563135	male	VECR11	RJB	563184	male
Sw59	Enginectmpt.	563135	male	VECR12	RJB	563187	male
Sw82	RJB	563135	male	VECRHC	RH_Console	566040	female
Sw83	Dashboard	564699	male	VECT2	Rearvehicle	563716	male
Sw85	LH_Console	562749	male	VECT3	Rearvehicle	563718	male
Sw99	Dashboard	563498	female	VECT4	Rearvehicle	563714	male
Sw102	Dashboard	563498	female	Y80	Engine_Cmpt	563789	male
Sw103	Dashboard	563498	female	Y81	Cond_Cmpt	563793	male
Sw104	Dashboard	563498	female				
Sw110.A	3rdLuggagedoorRH	560079	female				
Sw110.B	3rdLuggagedoorRH	560079	female				
Sw114.A	1st_RH_Lugg_Cmpt	560079	female				
Sw114.B	1st_RH_Lugg_Cmpt	560079	female				
Sw115.A	4th_LH_Lugg_Cmpt	560079	female				
Sw115.B	4th_LH_Lugg_Cmpt	560079	female				
Sw116.A	4th_RH_Lugg_Cmpt	560079	female				
Sw116.B	4th_RH_Lugg_Cmpt	560079	female				
Sw119	Dashboard	563498	female				
Sw122	Dashboard	563498	female				
Sw123	Dashboard	563498	female				
Sw152	Driver_Area	562471	male				
Sw156	Dashboard	563498	female				
Sw157	Dashboard	563498	female				
Sw158	Dashboard	563498	female				
Sw161	Dashboard	563498	female				
SwSo1	FRLHSlideOut	561552	female				
SwSo2	RRLHSlideOut	561552	female				
SwSo3	RRLHSlideOut	561552	female				
SwSo4	FRRHSlideOut	561552	female				
VECF1	FJB	563186	male				
VECF2	FJB	563183	male				
VECF3	FJB	563185	male				
VECF4	FJB	563182	male				
VECF9	FJB	563448	male				
VECF10	FJB	563181	male				
VECF11	FJB	563184	male				
VECF12	FJB	563187	male				
VECR1	RJB	563186	male				
VECR2	RJB	563183	male				
VECR3	RJB	563185	male				
VECR4	RJB	563182	male				

RELAYS LIST

No	Location	Part #	Function	Page	No	Location	Part #	Function	Page
R1	RJB	560843	MasterRelay	3.1	RSO4_2	Slide_Outs_Elect._Cmpt	563332	Slideoutmotor4.1relay	20.4
R3	RJB	563348	12VIgn&AccRelay	3.1	RSO4_3	Slide_Outs_Elect._Cmpt	563332	Slideoutmotor4.2relay	20.4
R8	RH_Console	563269	SpareRlyVECRHC	4.3	RSO4_4	Slide_Outs_Elect._Cmpt	563332	Slideoutmotor4.2relay	20.4
R9	RH_Console	563269	SpareRlyVECRHC	4.3					
R10	RH_Console	563269	SpareRlyVECRHC	4.3					
R12	Cond_Cmpt	563348	EvaporatorRelay	18.2					
R21	FJB	560493	IgnitionRelay	3.2					
R22	FJB_VECF	563269	Eculgn	4.1					
R23	FJB_VECF	563269	Shutdown	4.1					
R24	FJB_VECF	563269	12VIgn	4.1					
R25	FJB_VECF	563269	24VIgn	4.2					
R29	RJB	563348	Preheater_Volvo	14.1					
R30	RJB	563269	12vENGRUN	4.1					
R34	RJB	564218	12vRrEngineEcu	3.2					
R35	RJB	564218	24vRrVecuPwr	3.2					
R36	RJB	563269	Fire_Extinguisher	9.1					
R37	RJB	563269	Electrichorn	9.1					
R38	FJB	563332	Cigarlighterrelay/12VOutlet	30.2					
R47	WCLPump	563332	WCLDoorOpenOption	36.1					
R51	VECT	563270	BackuplightsRly	26.4					
R52	VECT	563270	Taillights&runninglightsRly	26.4					
R53	VECT	563270	FlashersleftsideRly	26.4					
R54	VECT	563270	BrakelightsRly	26.4					
R55	VECT	563270	FlashersrightsideRly	26.4					
R300	Parcel_Rack_LH_1st_Cmpt	563332	BackupCamera	28.1					
R_12VISS	Parcel_Rack_LH_1st_Cmpt	563332	SoundSystem	35.6					
R_Starter	RJB	564095	StarterRelayCtr	3.2					
r1_10				21.1					
r2_10				21.1					
R23A	RJB	563332	24VIGN	4.1					
r3_10				21.1					
r4_10				21.1					
r5_10				21.1					
r6_10				21.1					
RFF4_1	Slide_Outs_Elect._Cmpt	563332	Flushfloormotor4.1relay	20.4					
RFF4_2	Slide_Outs_Elect._Cmpt	563332	Frontfloormotor4.1relay	20.4					
RSO3_1	Slide_Outs_Elect._Cmpt	563332	Slideoutmotor3relay	20.3					
RSO3_2	Slide_Outs_Elect._Cmpt	563332	Slideoutmotor3relay	20.3					
RSO1_1	Slide_Outs_Elect._Cmpt	563332	Slideoutmotor1relay	20.1					
RSO1_2	Slide_Outs_Elect._Cmpt	563332	Slideoutmotor1relay	20.1					
RSO2_1	Slide_Outs_Elect._Cmpt	563332	Slideoutmotor2relay	20.2					
RSO2_2	Slide_Outs_Elect._Cmpt	563332	Slideoutmotor2relay	20.2					
RSO4_1	Slide_Outs_Elect._Cmpt	563332	Slideoutmotor4.1relay	20.4					

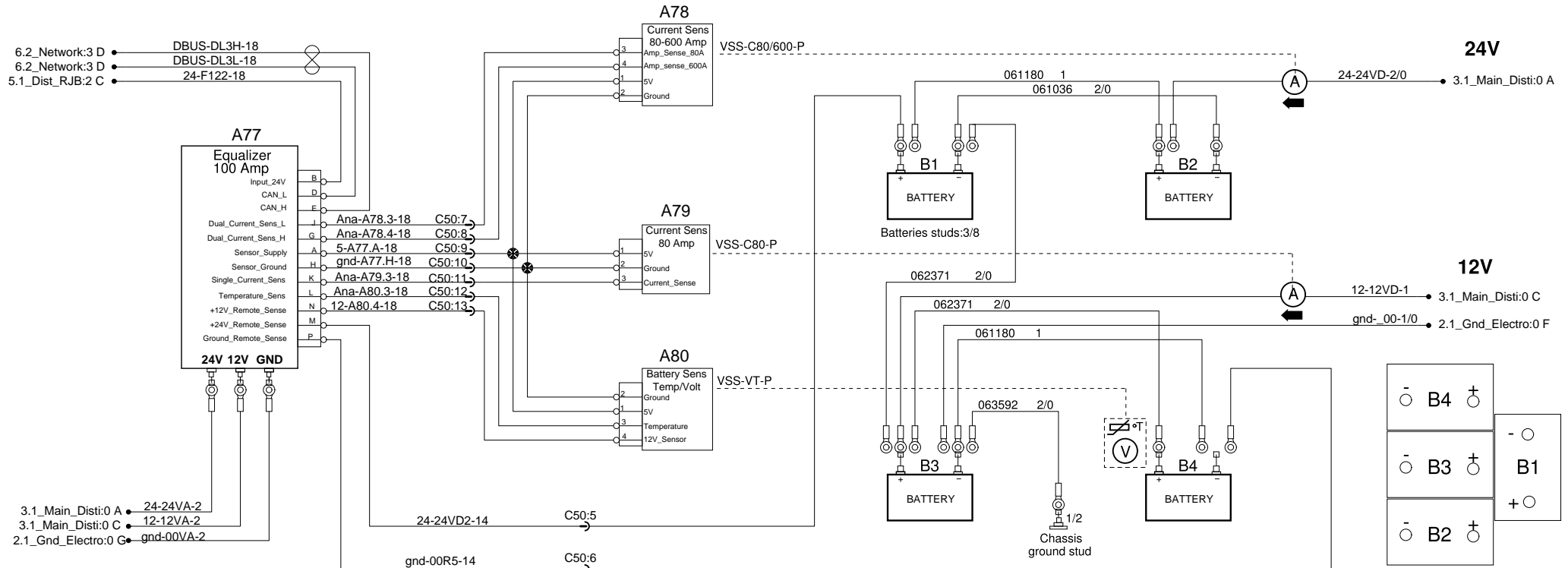
FUSES LIST

No	Location	Part #	Function	Rating	Page
F4	FuseBoxFJB	563280	Spare	5amp	4.2
F10	FuseBoxFJB	563280	Networks	Cluster	lights
F11	FuseBoxFJB	563282	Horn	20amp	4.1
F12	FuseBoxFJB	563284	Spare	15amp	4.1
F13	FuseBoxFJB	563284	12VDCustomer	15amp	4.1
F14	FuseBoxFJB	563165	PwrA43	30amp	4.1
F15	FuseBoxFJB	563280	Keyless	5amp	4.1
F16	FuseBoxFJB	563284	12VEng.run	15amp	4.1
F17	FuseBoxFJB	563165	SpareVECF	30amp	4.1
F18	FuseBoxFJB	563165	Spare	30amp	4.1
F19	FuseBoxFJB	563165	PwrA46	30amp	4.1
F20	FuseBoxFJB	563280	Spare	5amp	4.1
F21	FuseBoxFJB	563165	Spare	30amp	4.1
F22	FuseBoxFJB	563280	ELD	5amp	4.1
F23	FuseBoxFJB	563165	ESP	30amp	4.1
F24	FuseBoxFJB	563284	PWRSOTrans	15amp	4.1
F25	FuseBoxFJB	563284	12Voutlets	15amp	30.2
F26	FuseBoxFJB	563284	VolvoLink	15amp	4.1
F27	FuseBoxFJB	563165	DriverSeat	30amp	4.1
F29	FuseBoxFJB	563283	Shutdown	10amp	4.1
F30	FuseBoxFJB	563280	PwrConnOBD2	5amp	4.1
F33	FuseBoxFJB	563280	VovolinkTGW	5amp	4.1
F34	FuseBoxFJB	563284	SpareVECF	15amp	4.1
F35	FuseBoxFJB	563280	MuxPower	5amp	4.2
F36	FuseBoxFJB	563280	Startswitch	5amp	4.2
F37	FuseBoxFJB	563280	24VD	5amp	4.2
F39	FuseBoxFJB	563284	24VD	15amp	4.2
F40	FuseBoxFJB	563284	Firesuppression	15amp	4.2
F41	FuseBoxFJB	563280	Multiplexpower	5amp	4.2
F42	FuseBoxFJB	563283	SpareVECF	10amp	4.1
F43	FuseBoxFJB	563282	12VIgn	20amp	4.1
F44	FuseBoxFJB	563165	Multiplexpower	30amp	4.2
F45	FuseBoxFJB	563165	Spare	30amp	4.2
F46	FuseBoxFJB	563280	Spare	5amp	4.2
F47	FuseBoxFJB	563280	Multiplexpower	5amp	4.2
F50	FuseBoxFJB	563165	PwrA45	30amp	4.2
F51	FuseBoxFJB	563280	A42Pwr	5amp	4.2
F52	FuseBoxFJB	563280	Slide-Out	5amp	4.2
F53	FuseBoxFJB	563283	PwrPneumat	10amp	4.2
F54	FuseBoxFJB	563283	ElectronicMirror	10amp	4.2
F55	FuseBoxFJB	563283	Spare	10amp	4.2
F56	FuseBoxFJB	563284	SmallAC	15amp	4.2
F57	FuseBoxFJB	563283	SparesVECF	10amp	4.2

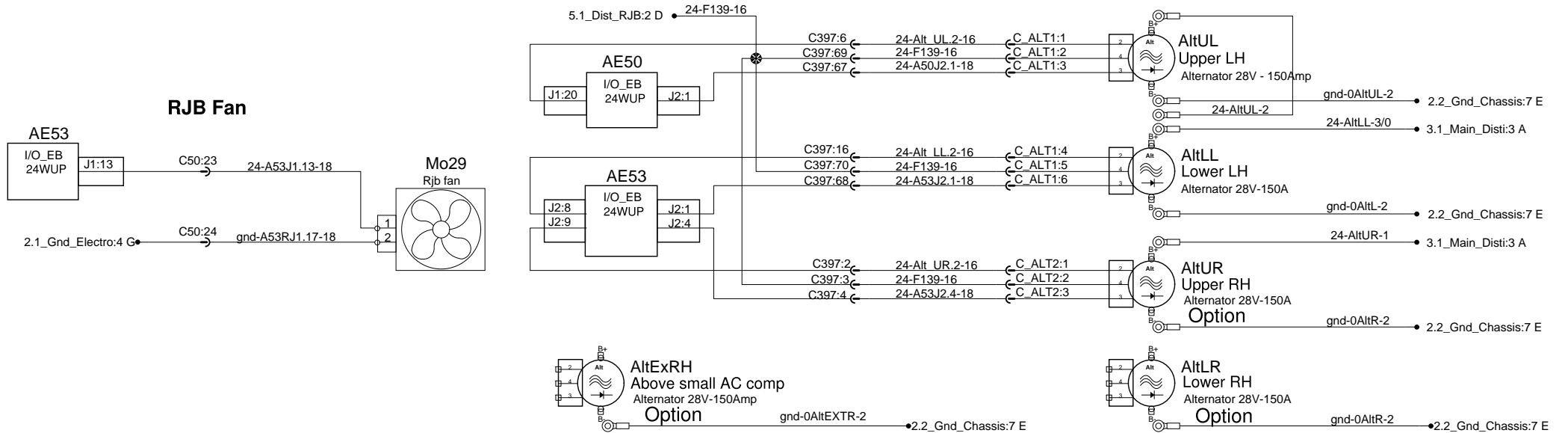
FUSES LIST

No	Location	Part #	Function	Rating	Page
F58	FuseBoxFJB	563284	LuggLights	15amp	4.2
F73	FuseBoxRJB	563283	EngineECUVolvo	20amp	5.1
F90	FuseBoxRJB	563282	Ureasystem	20amp	5.1
F91	FuseBoxRJB	563282	EngineECUVolvo	20amp	5.1
F95	FuseBoxFJB	563280	FMSGW	5amp	4.2
F96	A57Pwr	563280	VECUPwr	5amp	5.1
F99	FuseBoxRJB	563165	EngineECUVolvo	30amp	5.1
F100	FuseBoxRJB	563283	EngineECUVolvo	10amp	5.1
F101	FuseBoxRJB	564520	PowerforMasterrelay	300Amp	3.1
F105	FuseBoxRJB	563282	SparesVECR	20amp	5.1
F106	FuseBoxRJB	563153	Multiplexpower	30amp	5.1
F107	FuseBoxRJB	563153	Multiplexpower	30amp	5.1
F108	FuseBoxRJB	563280	Networks	5amp	5.1
F109	FuseBoxRJB	563280	Engine&RJBcmpt.lights	5amp	5.1
F110	FuseBoxRJB	563283	TransmissionAlisson	10amp	5.1
F112	FuseBoxRJB	563165	SparesVECR	30amp	5.1
F113	FuseBoxRJB	563283	BackUpCam.	10amp	5.1
F114	FuseBoxRJB	563284	Trailerinterface	15amp	5.1
F115	FuseBoxRJB	563283	SparesVECR	20amp	5.1
F116	FuseBoxRJB	563284	SparesVECR	15amp	5.1
F118	FuseBoxRJB	563284	BrakeController	15amp	5.1
F120	FuseBoxRJB	563284	SparesVECR	15amp	5.1
F121	FuseBoxRJB	563284	12WUPCust	15amp	5.1
F122	FuseBoxRJB	563283	Equalizer	10amp	5.1
F123	FuseBoxRJB	563153	Spare	25amp	5.1
F124	FuseBoxRJB	563153	Spare	25amp	5.1
F126	FuseBoxRJB	563280	EngineECU&HVAC	5amp	5.1
F127	FuseBoxRJB	563284	Spare	15amp	5.1
F129	FuseBoxRJB	563284	Spare	15amp	5.1
F130	FuseBoxRJB	563284	WinAjar	15amp	5.1
F131	FuseBoxRJB	563280	24VSCust	5amp	5.1
F132	A57Pwr	563280	Multiplexpower	5amp	5.1
F133	FuseBoxRJB	563165	A49Pwr	30amp	5.1
F134	FuseBoxRJB	563165	A52Pwr	30amp	5.1
F135	FuseBoxRJB	563165	A54Pwr	30amp	5.1
F136	FuseBoxRJB	563165	SlideOutPwr	30amp	5.1
F137	FuseBoxRJB	563280	Spare	5amp	5.1
F138	FuseBoxRJB	563280	RjbLight	5amp	5.1
F139	FuseBoxRJB	563283	Alternators	10amp	5.1
F140	FuseBoxRJB	563283	SparesVECR	10amp	5.1
F141	FuseBoxRJB	563282	CondMo7	20amp	5.1
F142	FuseBoxRJB	563282	CondMo8	20amp	5.1
F143	FuseBoxRJB	563282	CondMo27	20amp	5.1

Batteries and alternators



Alternators



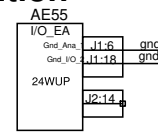
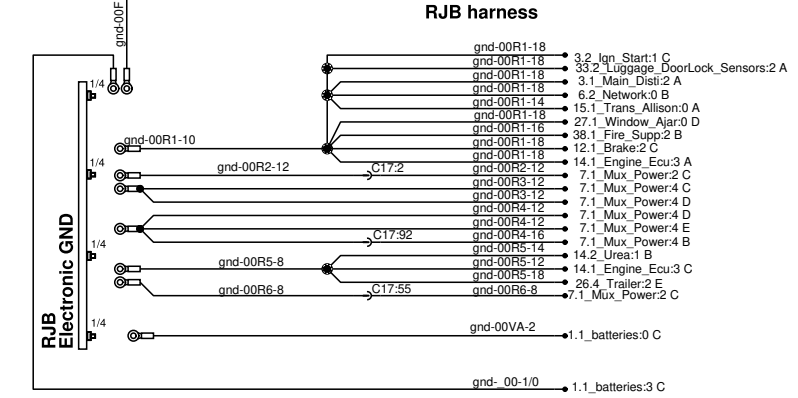
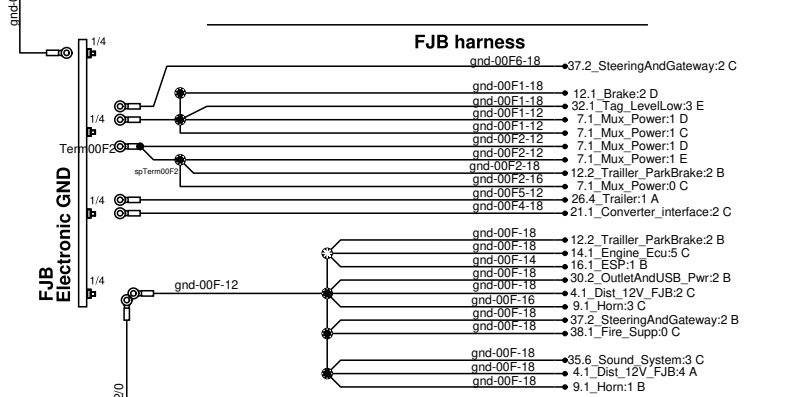
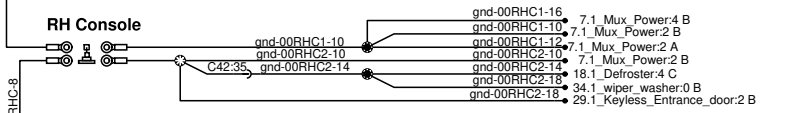
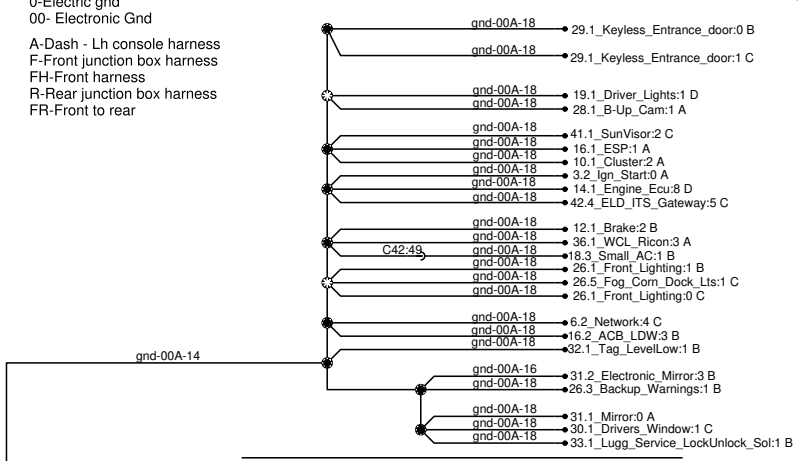
Electronic ground distribution

Dash harness

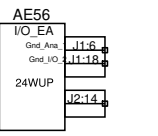
Ground distribution:

0- Electric gnd
00- Electronic Gnd

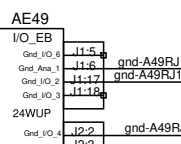
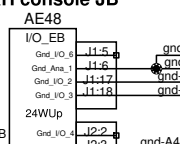
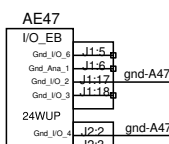
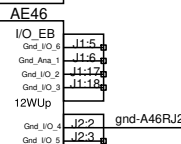
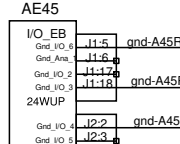
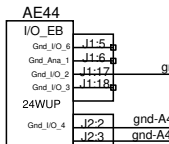
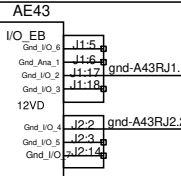
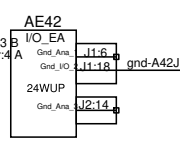
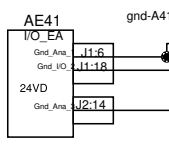
A-Dash - Lh console harness
F-Front junction box harness
FH-Front harness
R-Rear junction box harness
FR-Front to rear



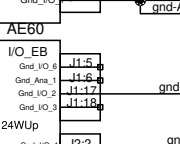
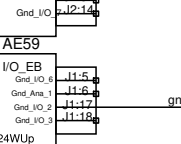
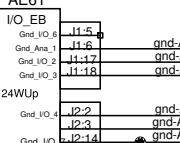
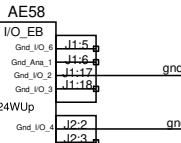
Dash JB



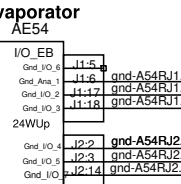
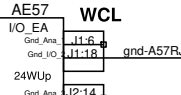
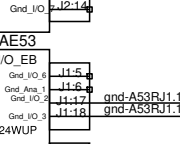
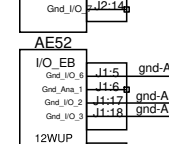
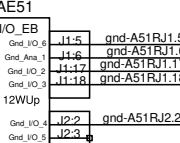
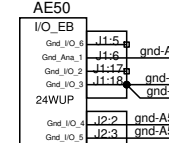
Front Junction Box



Slide out



RJB

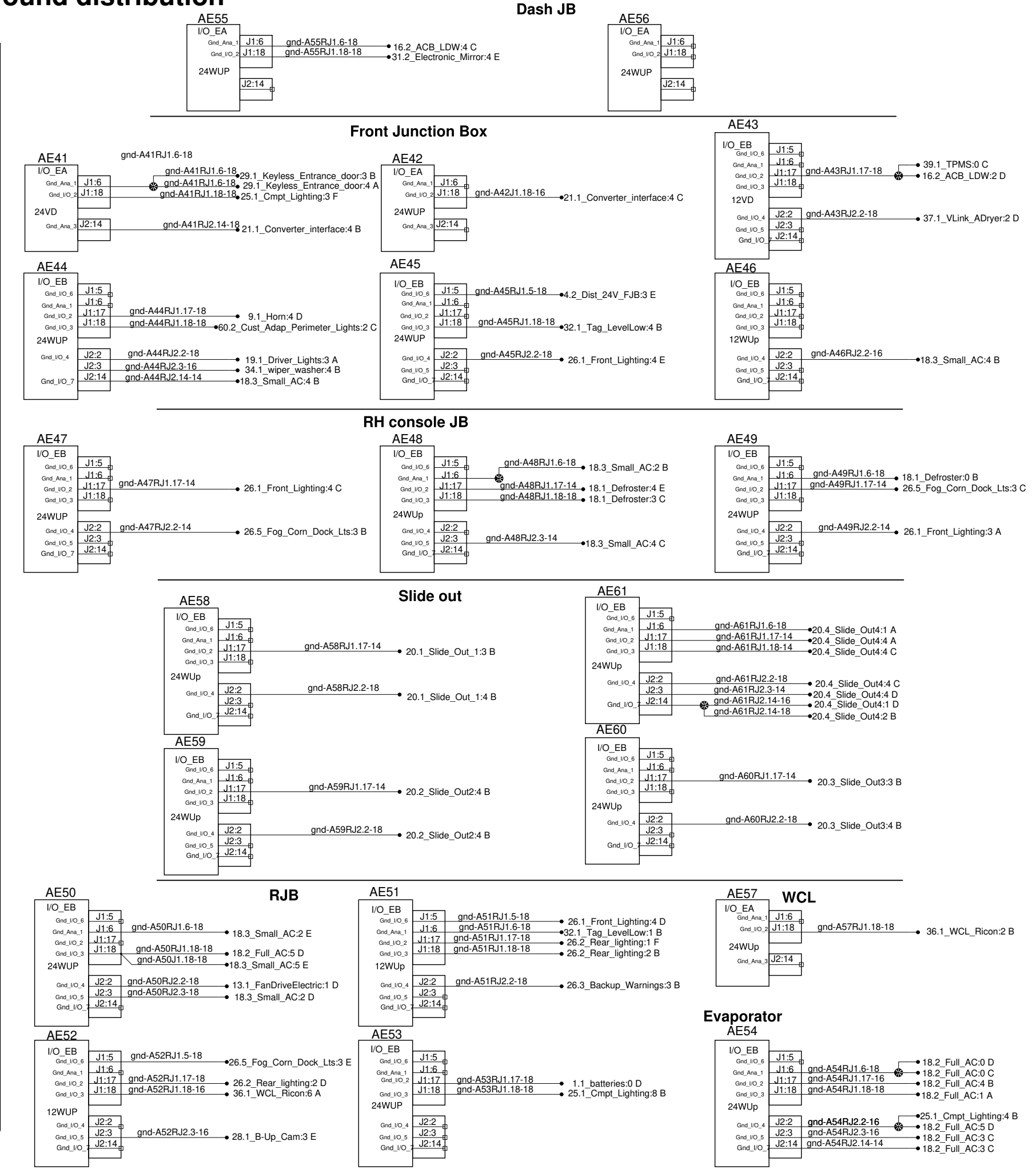
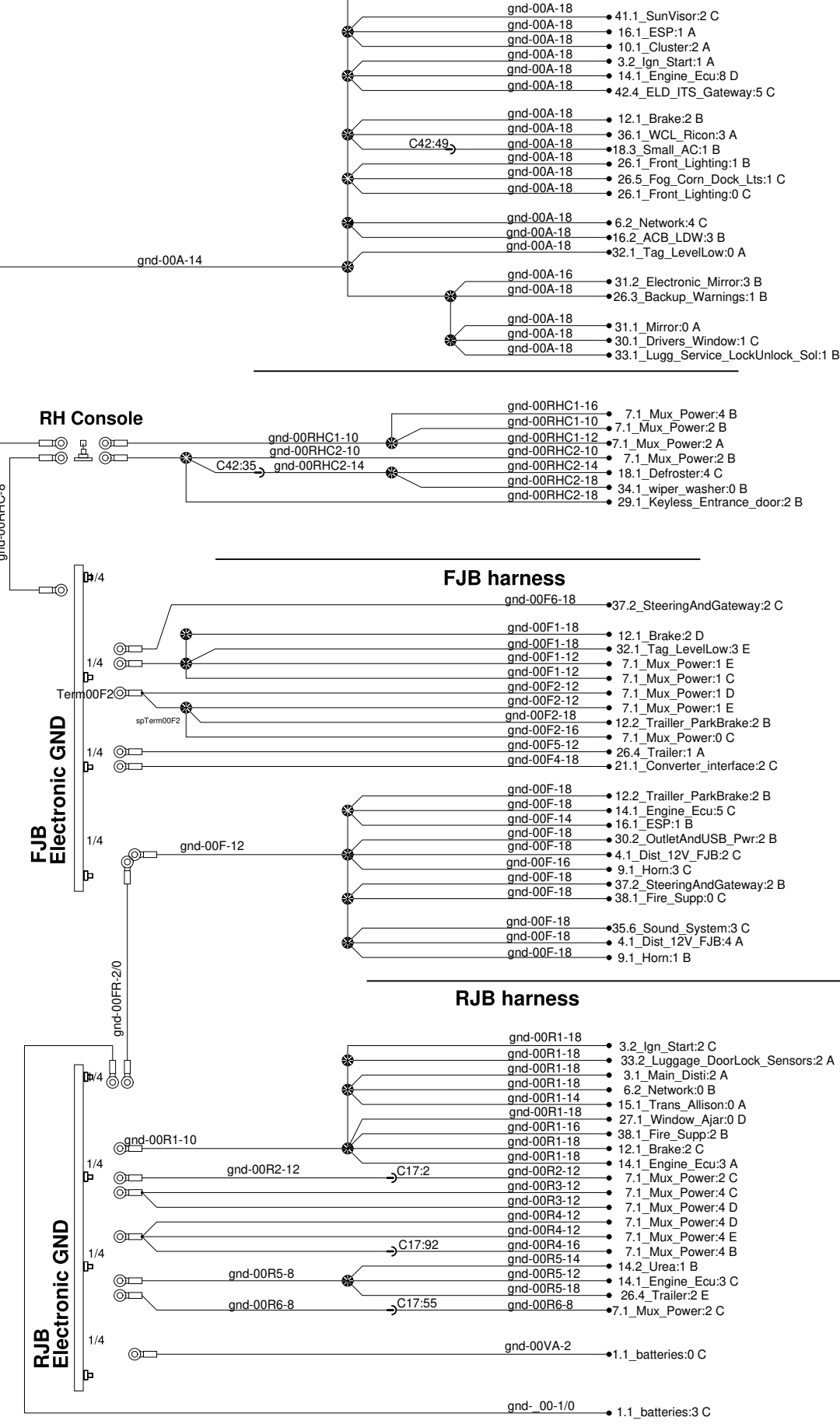


Electronic ground distribution

Ground distribution:

- 0-Electric gnd
- 00- Electronic Gnd

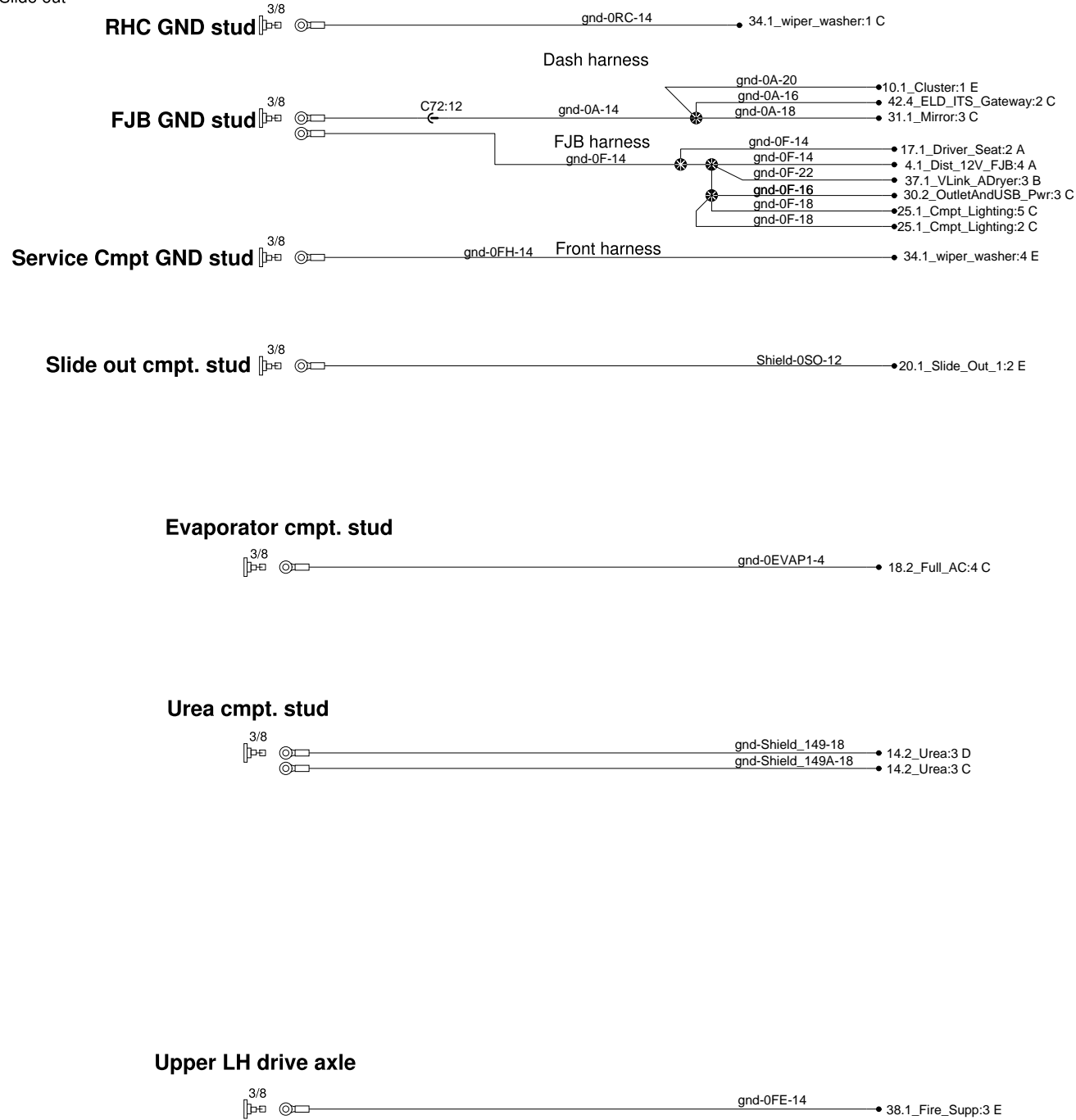
- A-Dash - Lh console harness
- F-Front junction box harness
- FH-Front harness
- R-Rear junction box harness
- FR-Front to rear




****Ground distribution:****

- 0-Electric gnd
- 00- Electronic Gnd
- A-Dash - Lh console harness
- F-Front junction box harness
- FH-Front harness
- FCH-Front clearance harness
- R-Rear junction box harness
- FR-Front to rear
- SO-Slide out


Chassis ground distribution



Condensor cmpt. stud




RJB stud



Front radiator stud



Rear radiator stud

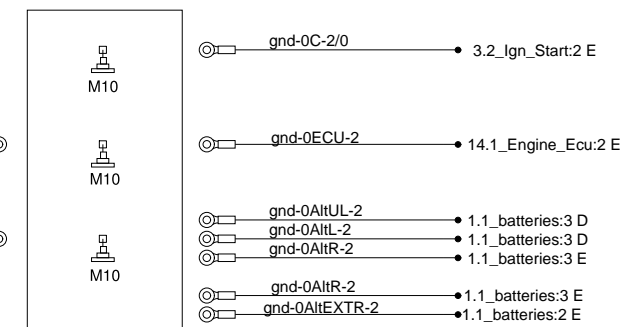
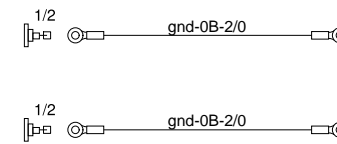


Trailer stud

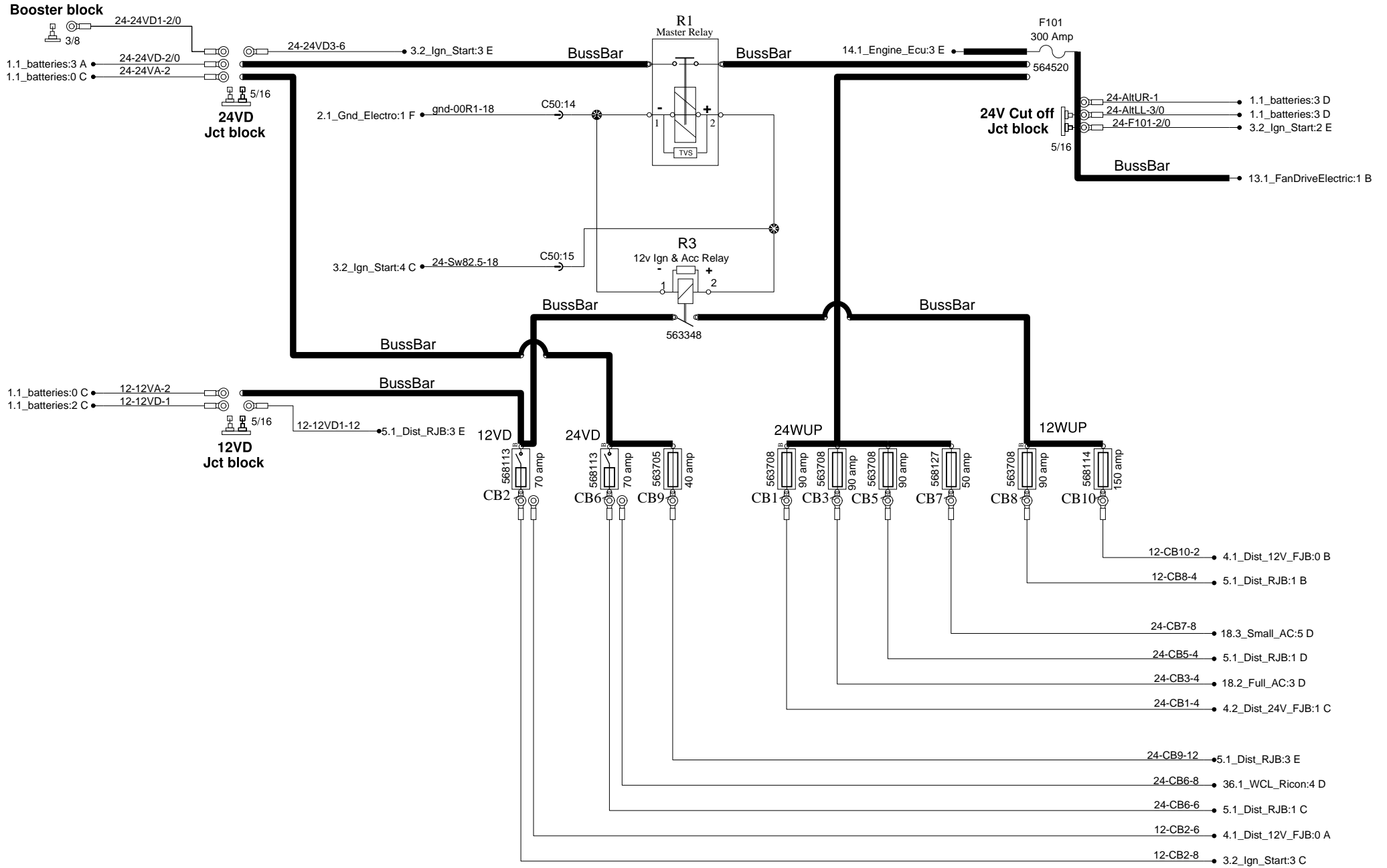


Engine studs

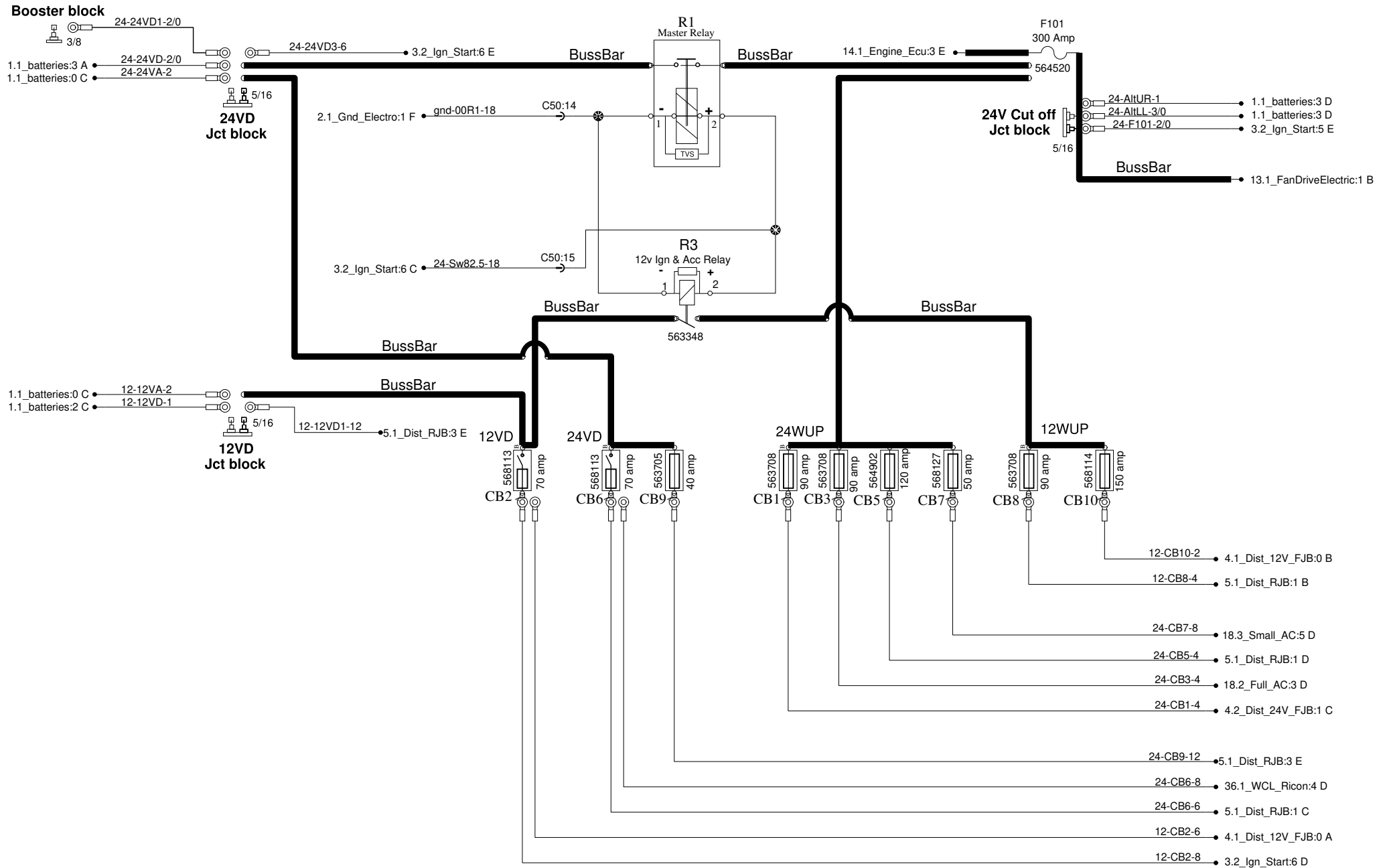
Engine cmpt. studs



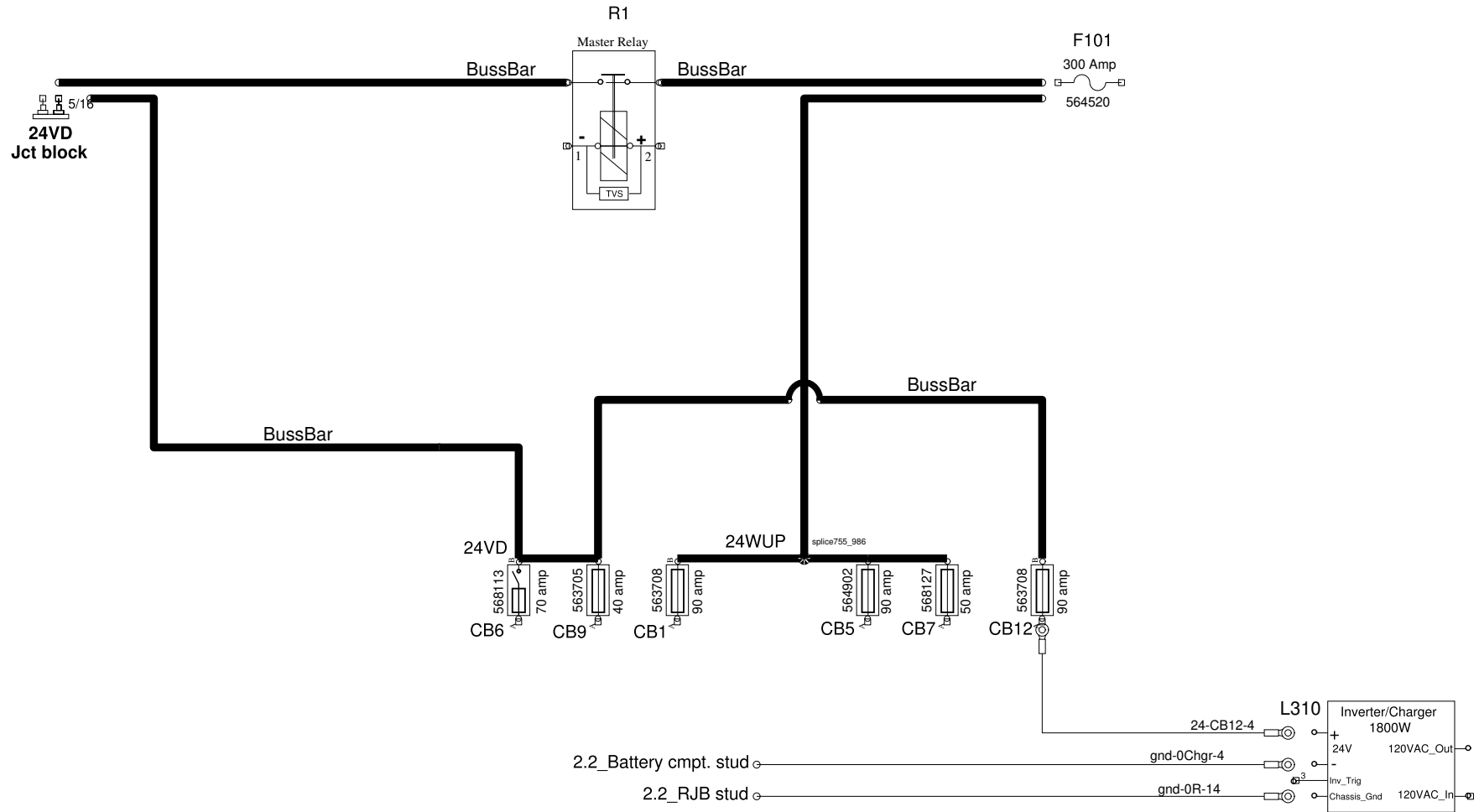
Main distribution batteries & ignition



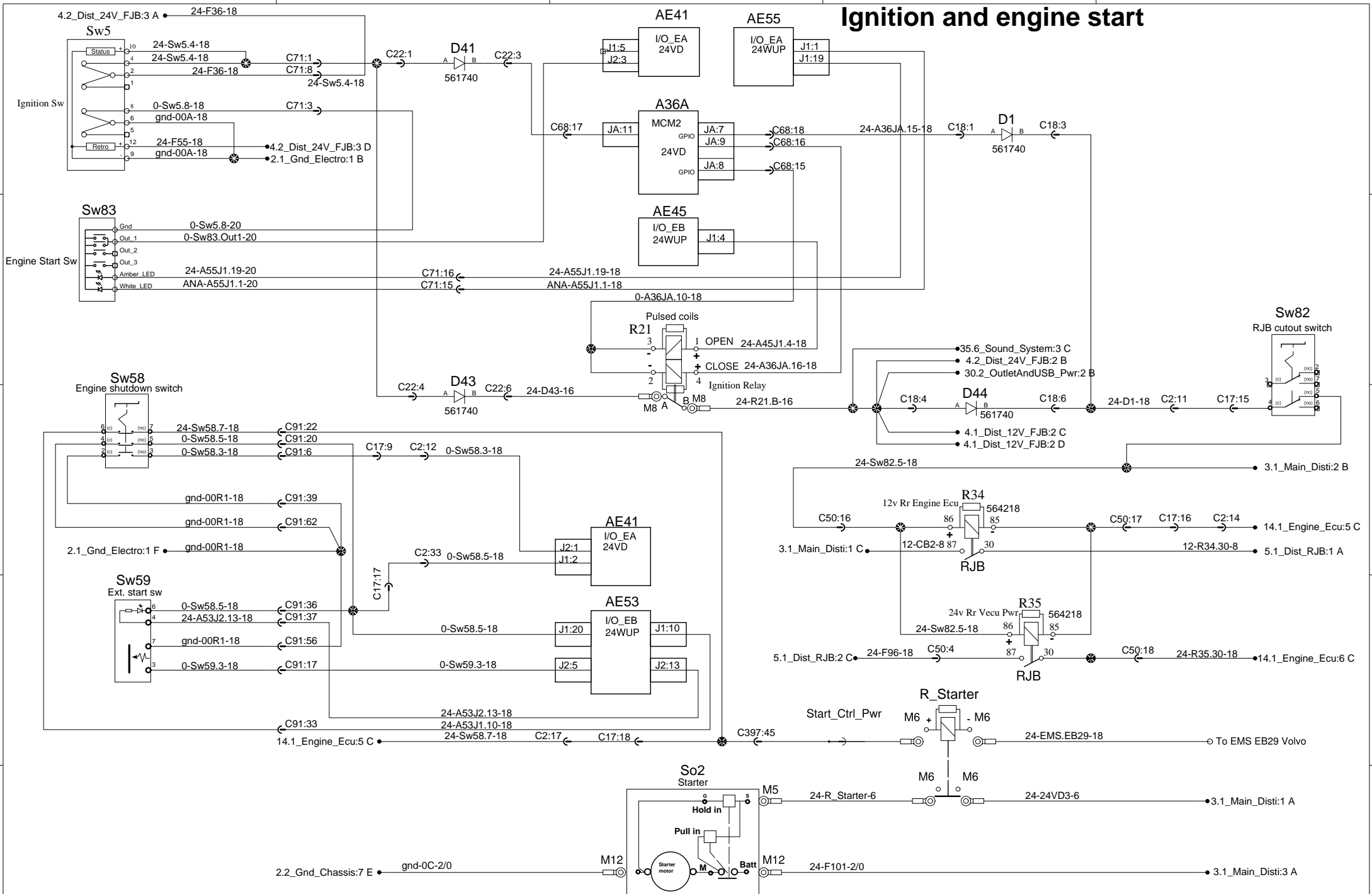
Main distribution batteries & ignition



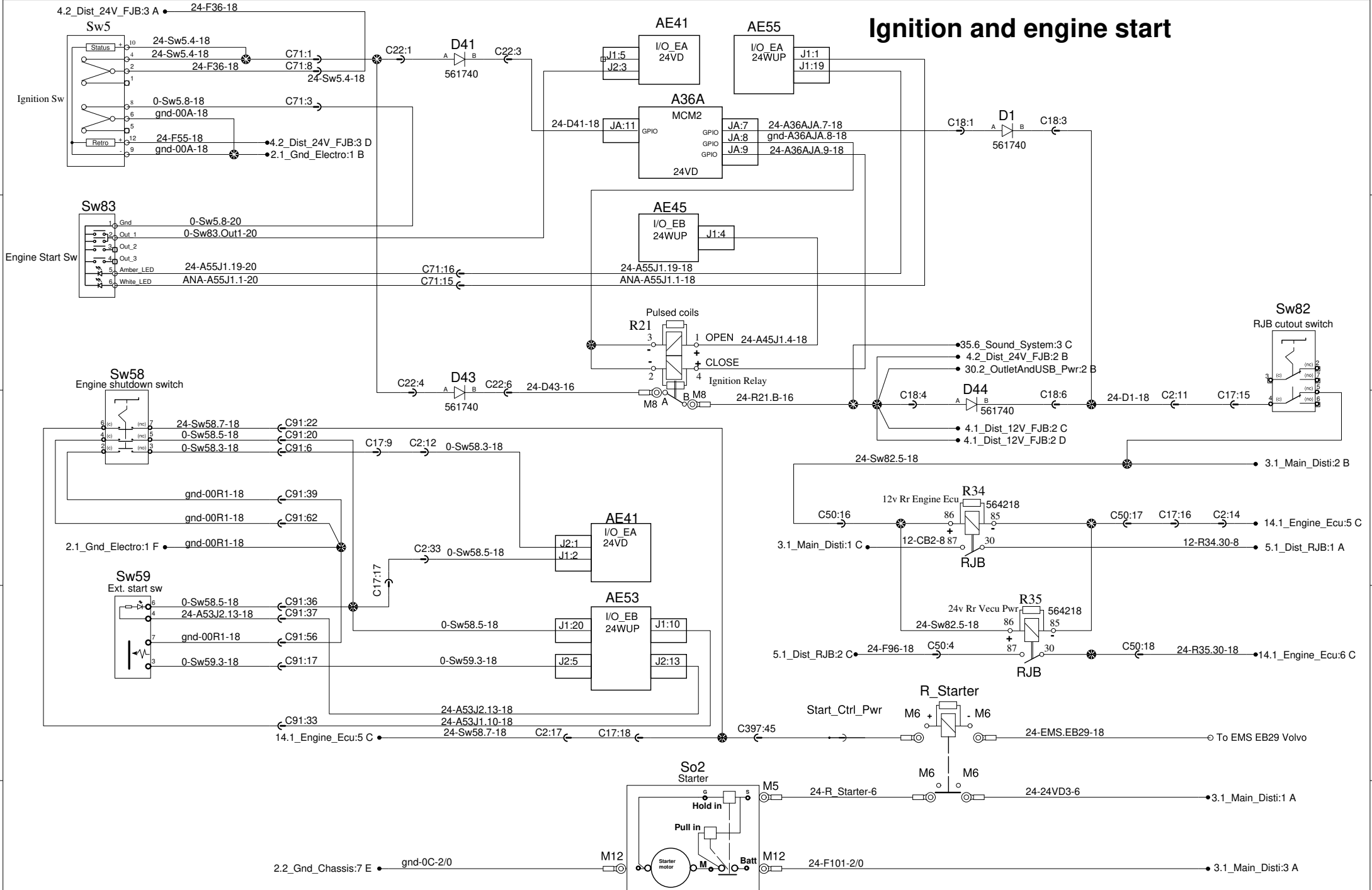
Distribution for special request VIP Charger



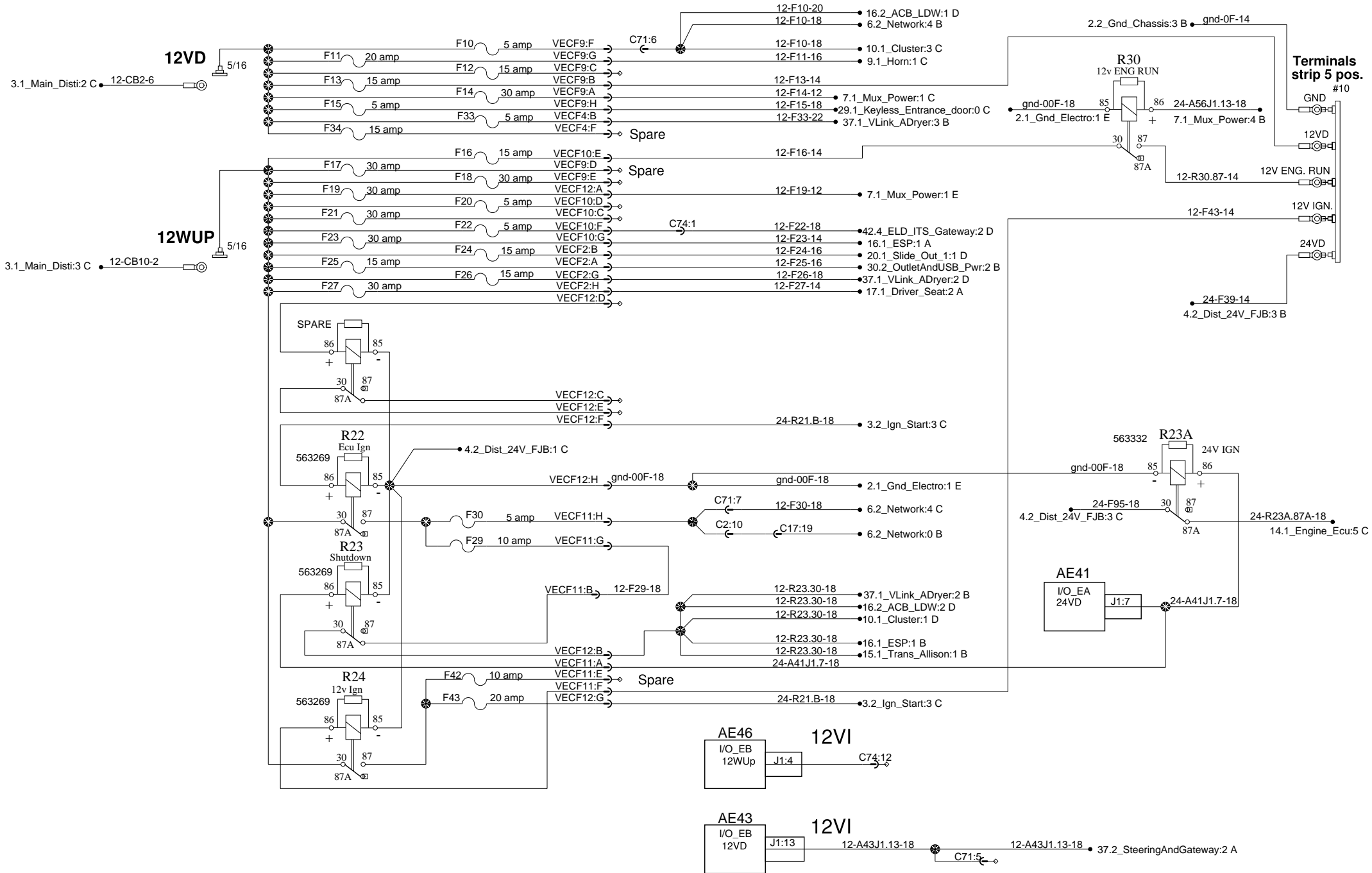
Ignition and engine start



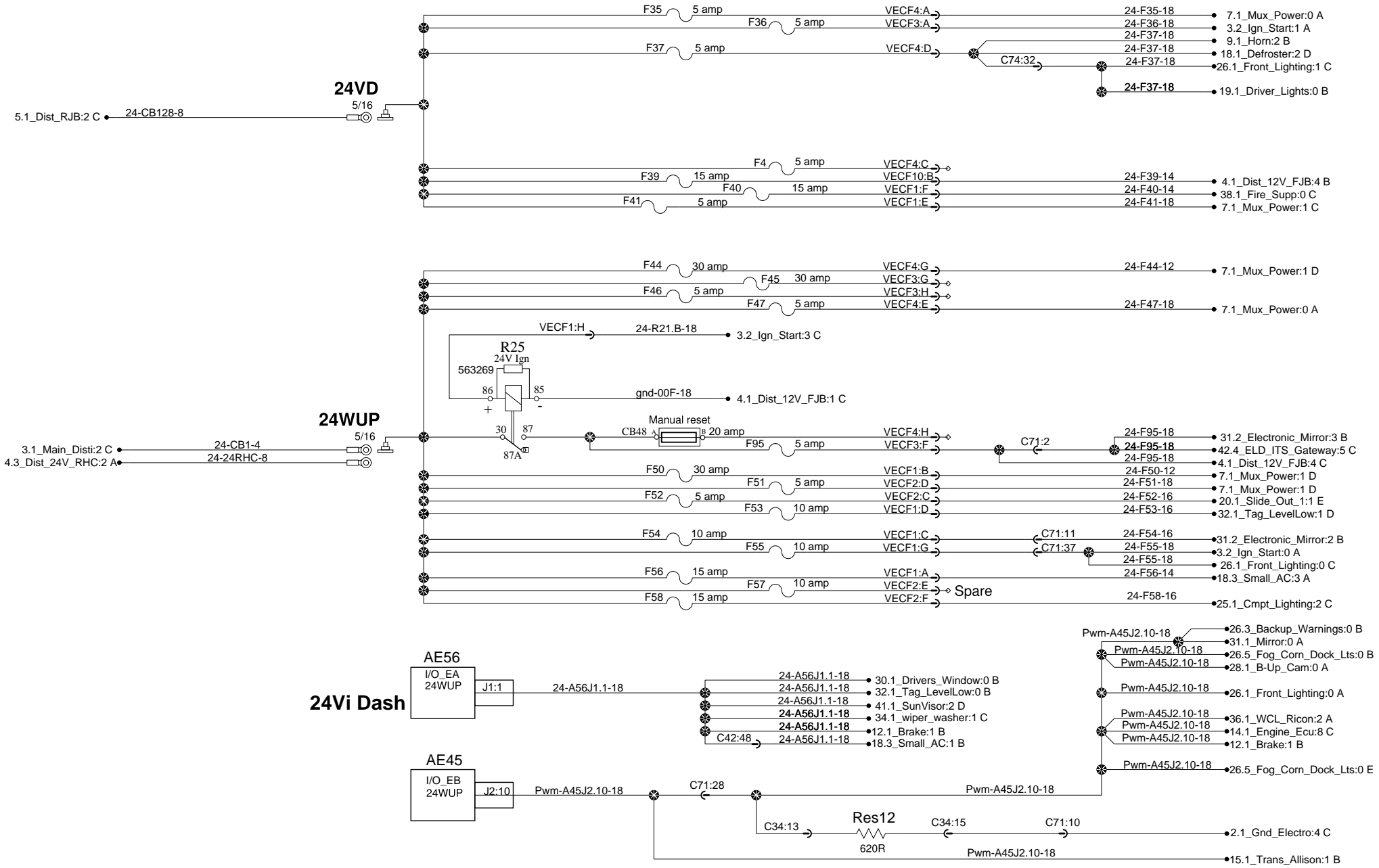
Ignition and engine start



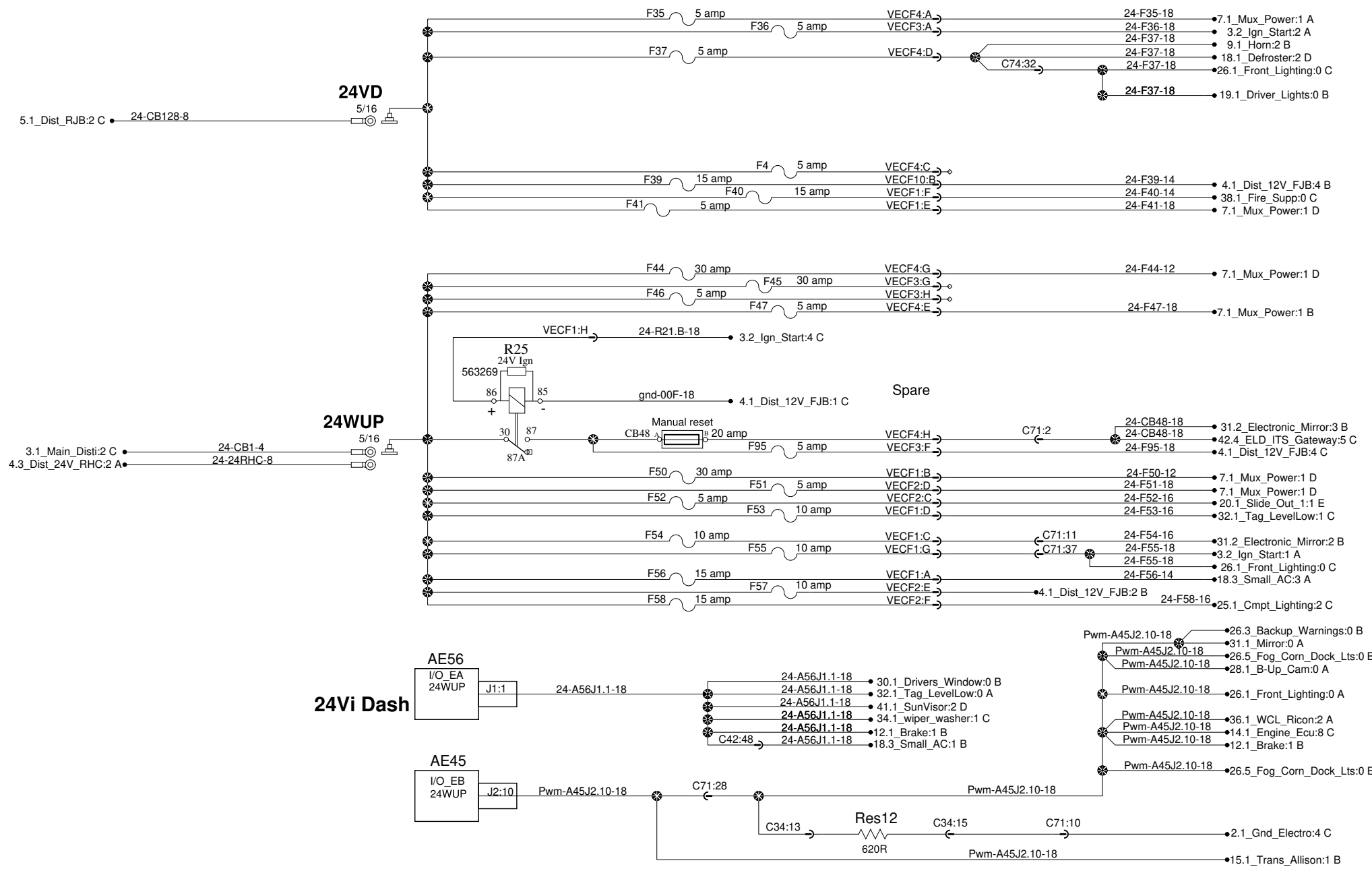
12V Power distribution front junction box



24V Power distribution front junction box



24V Power distribution front junction box



1

2

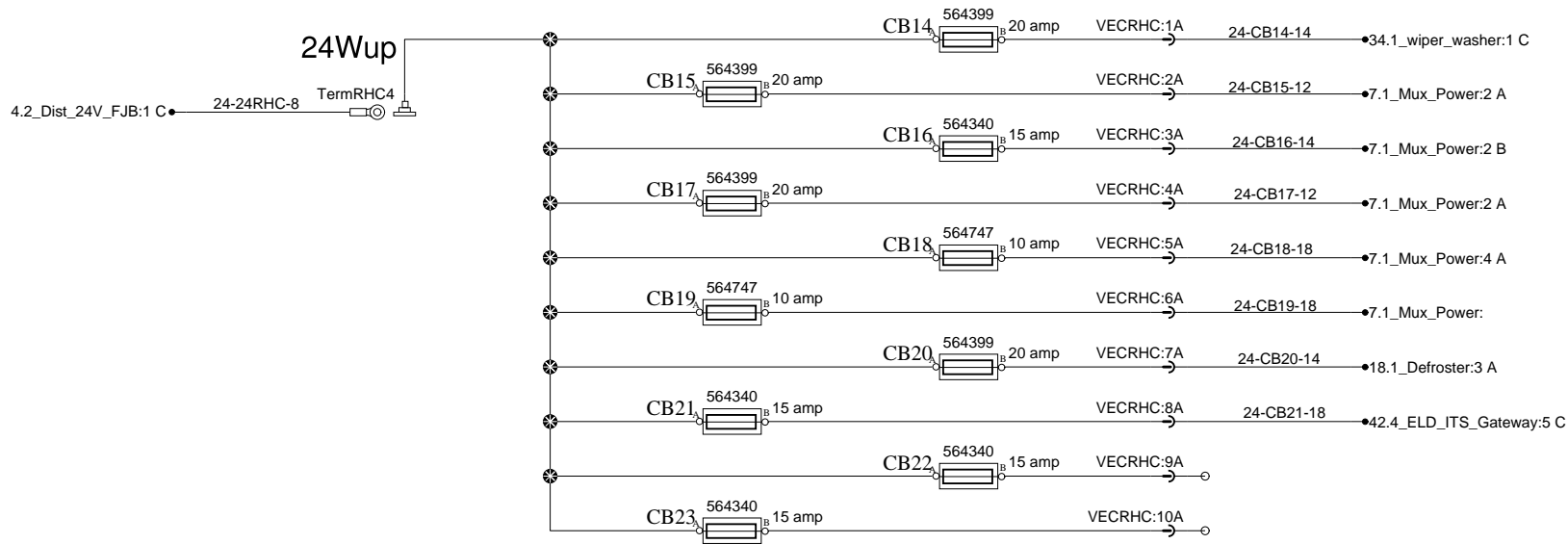
3

4

5

A

A

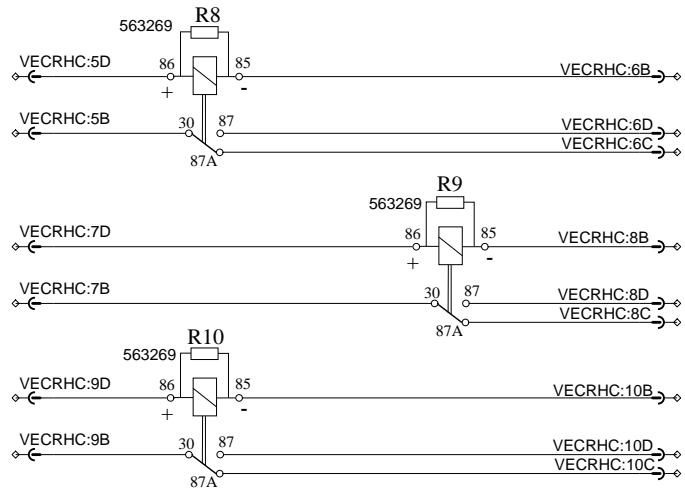


B

B

C

C



D

D

E

E

1

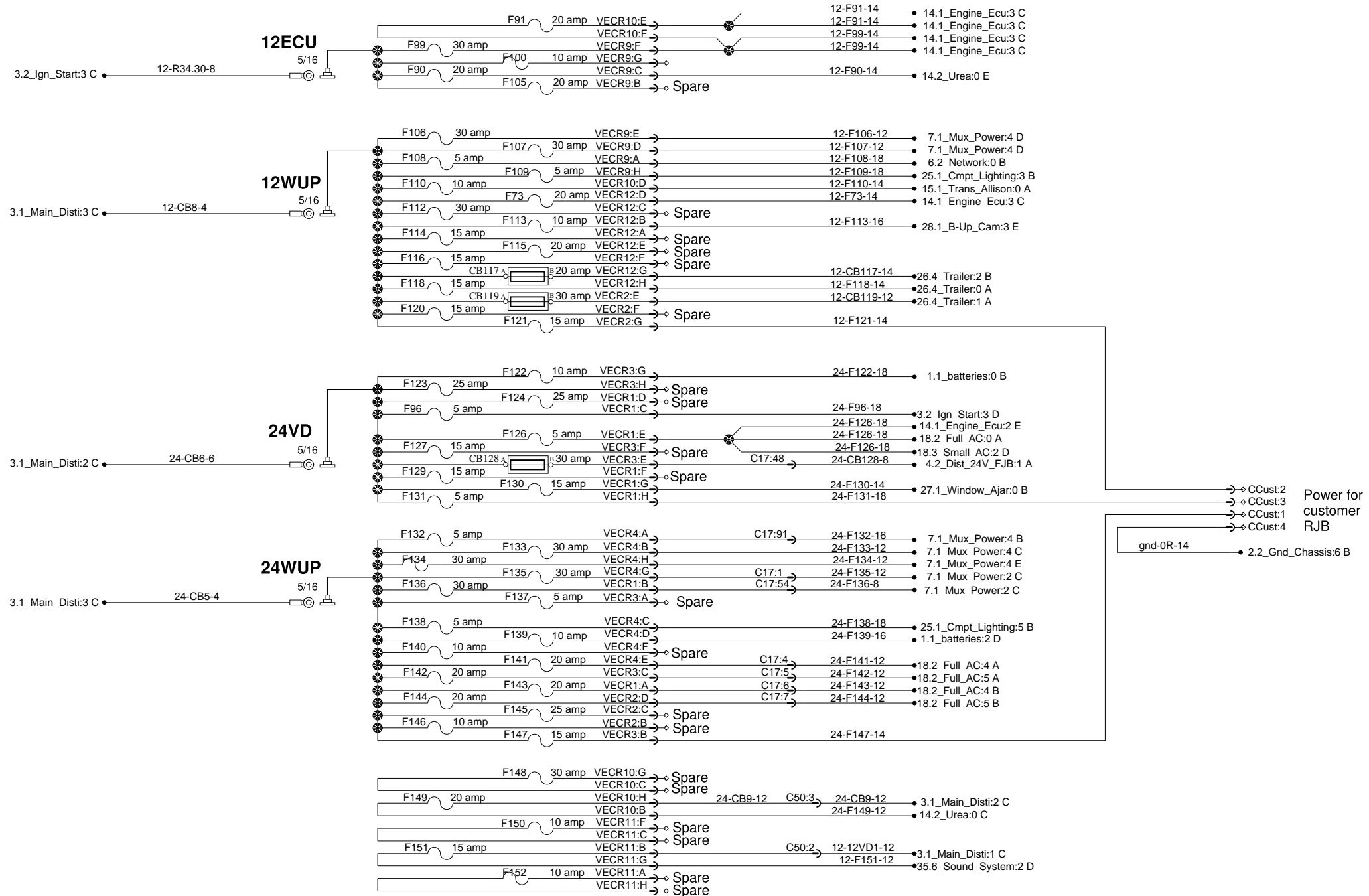
2

3

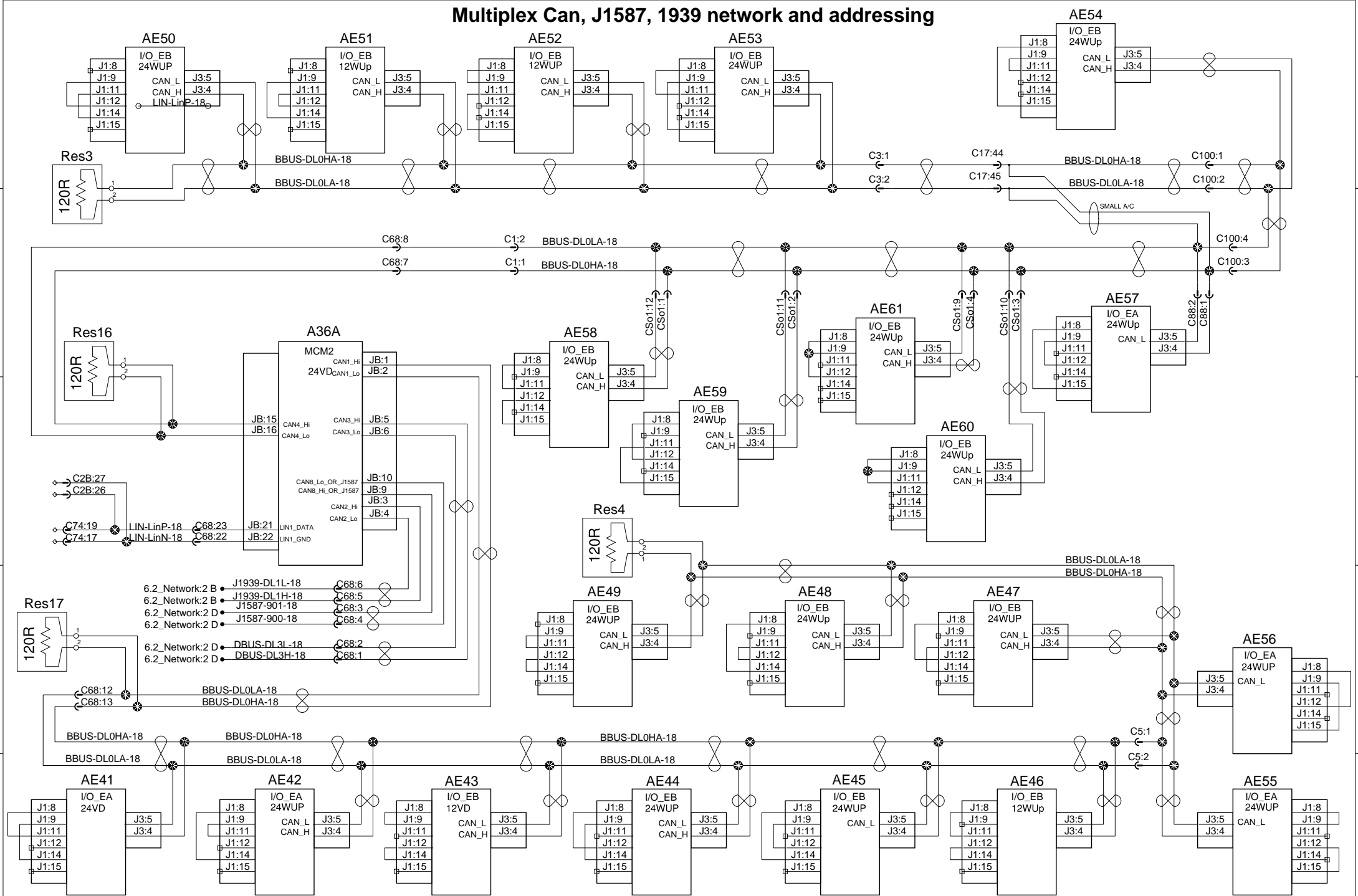
4

5

Power distribution rear junction box

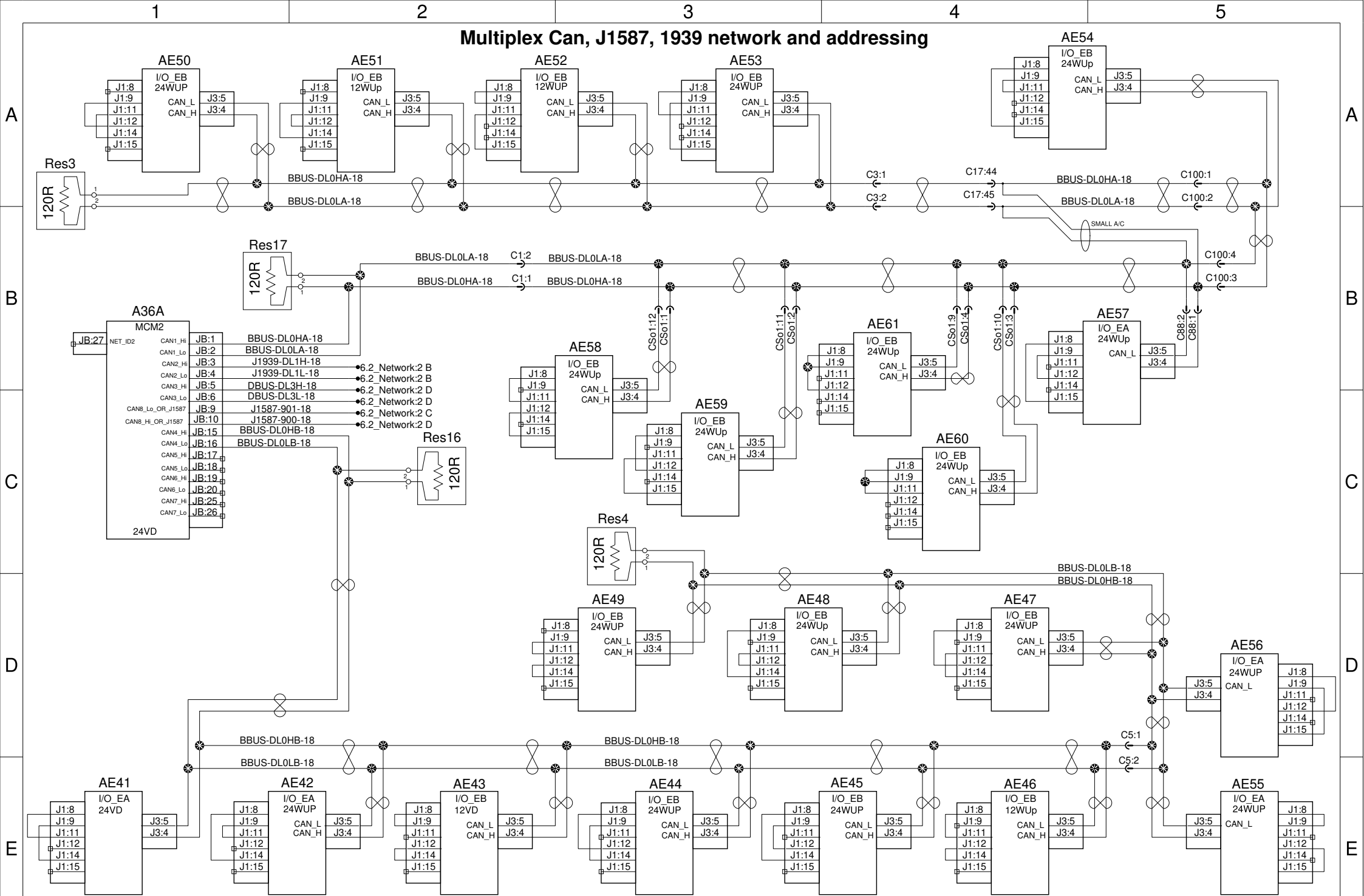


Multiplex Can, J1587, 1939 network and addressing



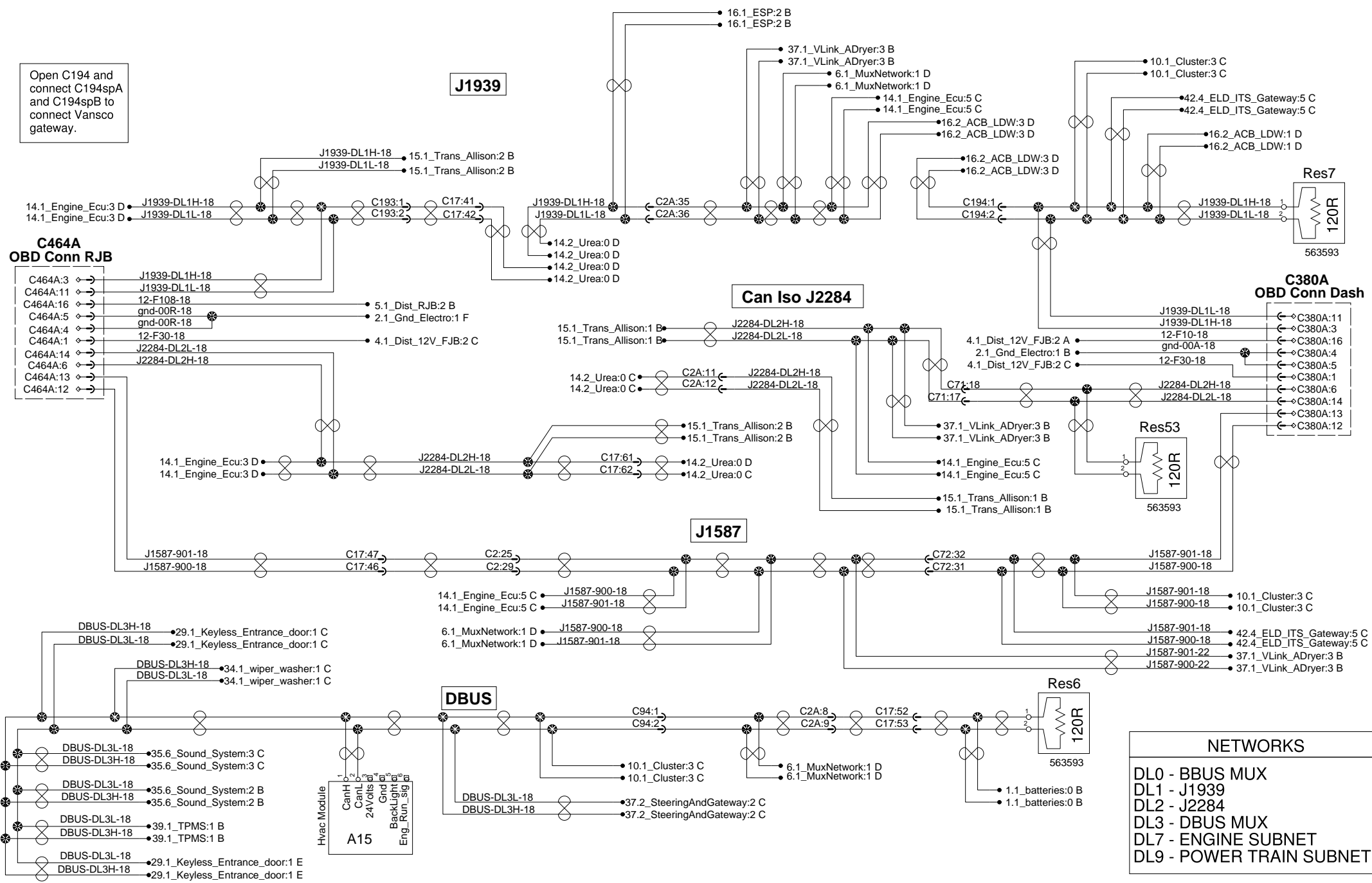
- 6.2_Network:2 B • J1939-DL1L-18 C68:6
- 6.2_Network:2 B • J1939-DL1H-18 C68:5
- 6.2_Network:2 D • J1587-901-18 C68:3
- 6.2_Network:2 D • J1587-900-18 C68:4
- 6.2_Network:2 D • DBUS-DL3L-18 C68:2
- 6.2_Network:2 D • DBUS-DL3H-18 C68:1

Multiplex Can, J1587, 1939 network and addressing



J1939, Can Iso J2284, J1587 and DBUS

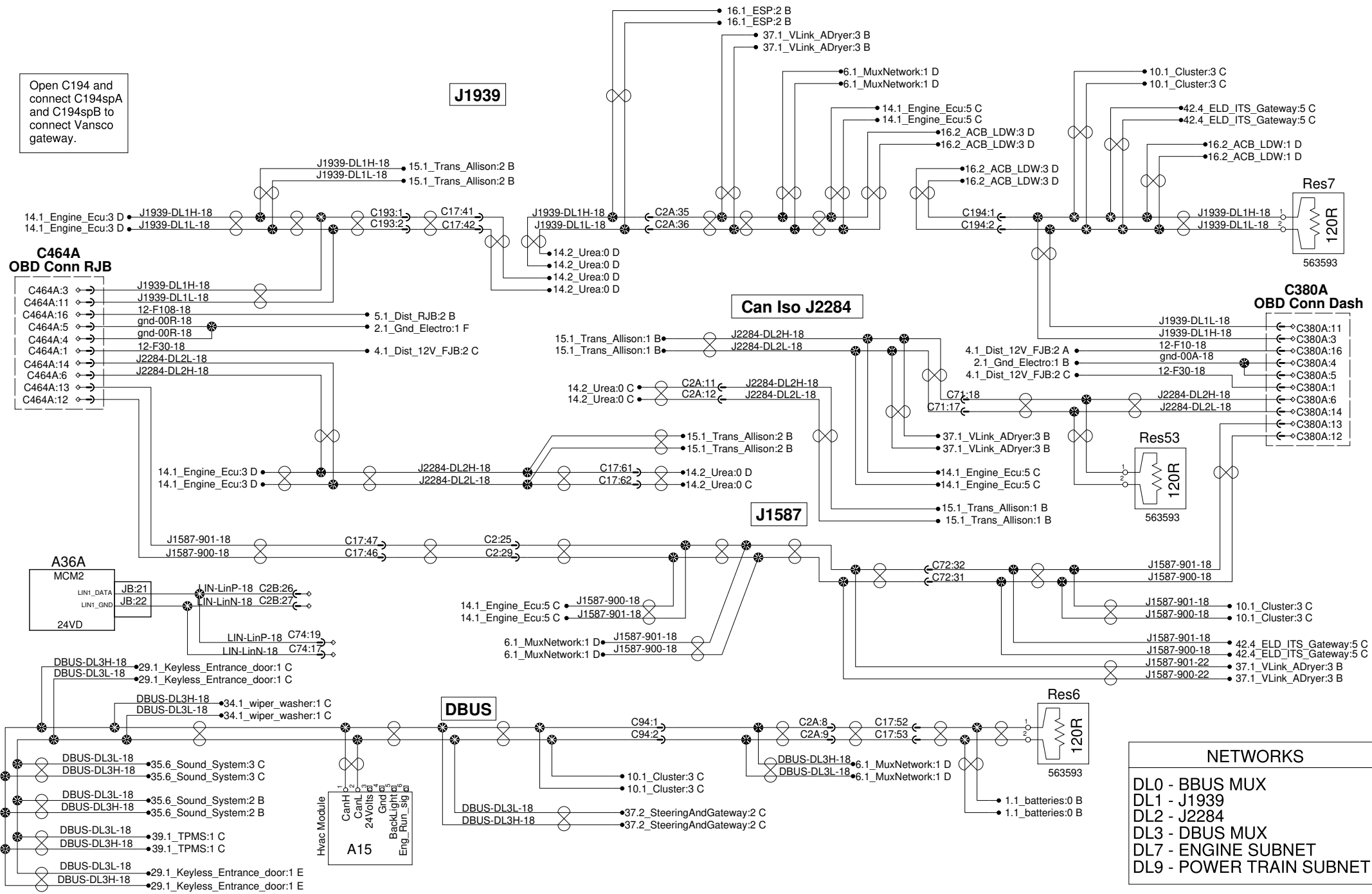
Open C194 and connect C194spA and C194spB to connect Vansco gateway.



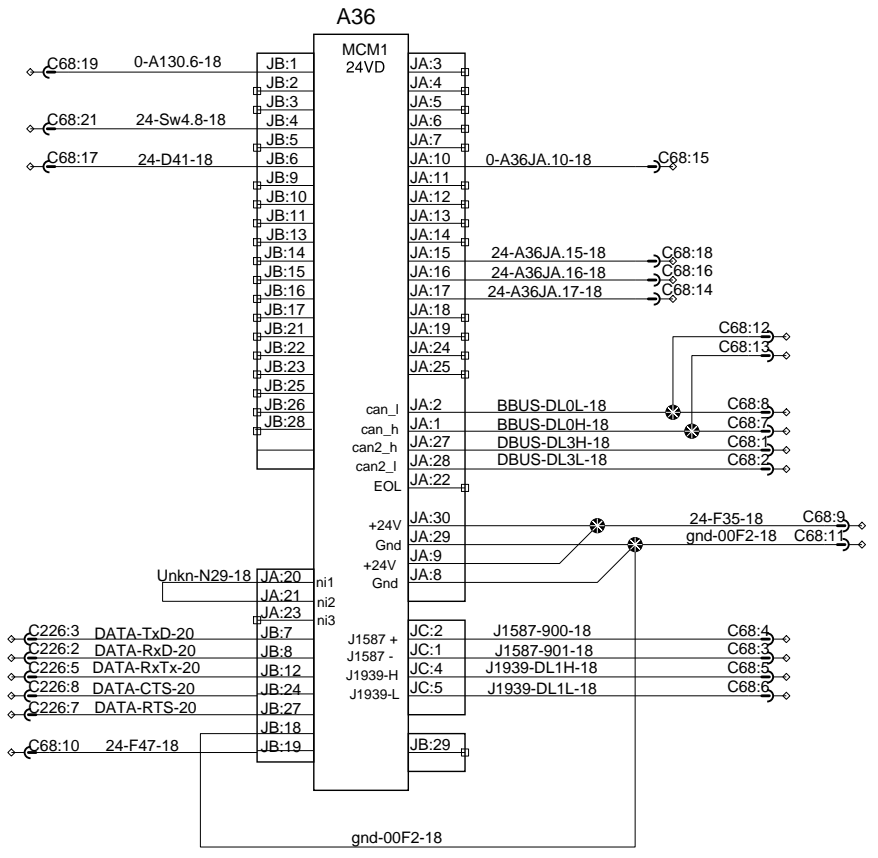
- NETWORKS**
- DL0 - BBUS MUX
 - DL1 - J1939
 - DL2 - J2284
 - DL3 - DBUS MUX
 - DL7 - ENGINE SUBNET
 - DL9 - POWER TRAIN SUBNET

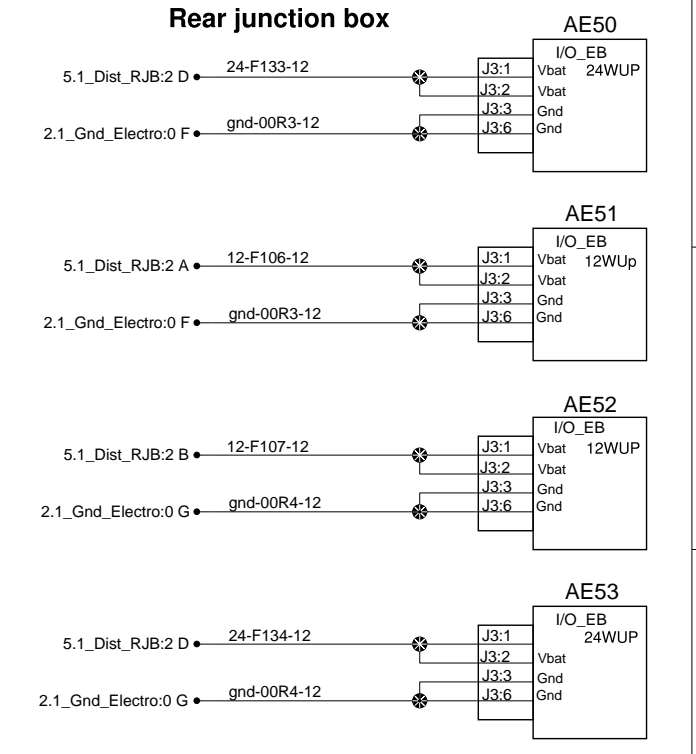
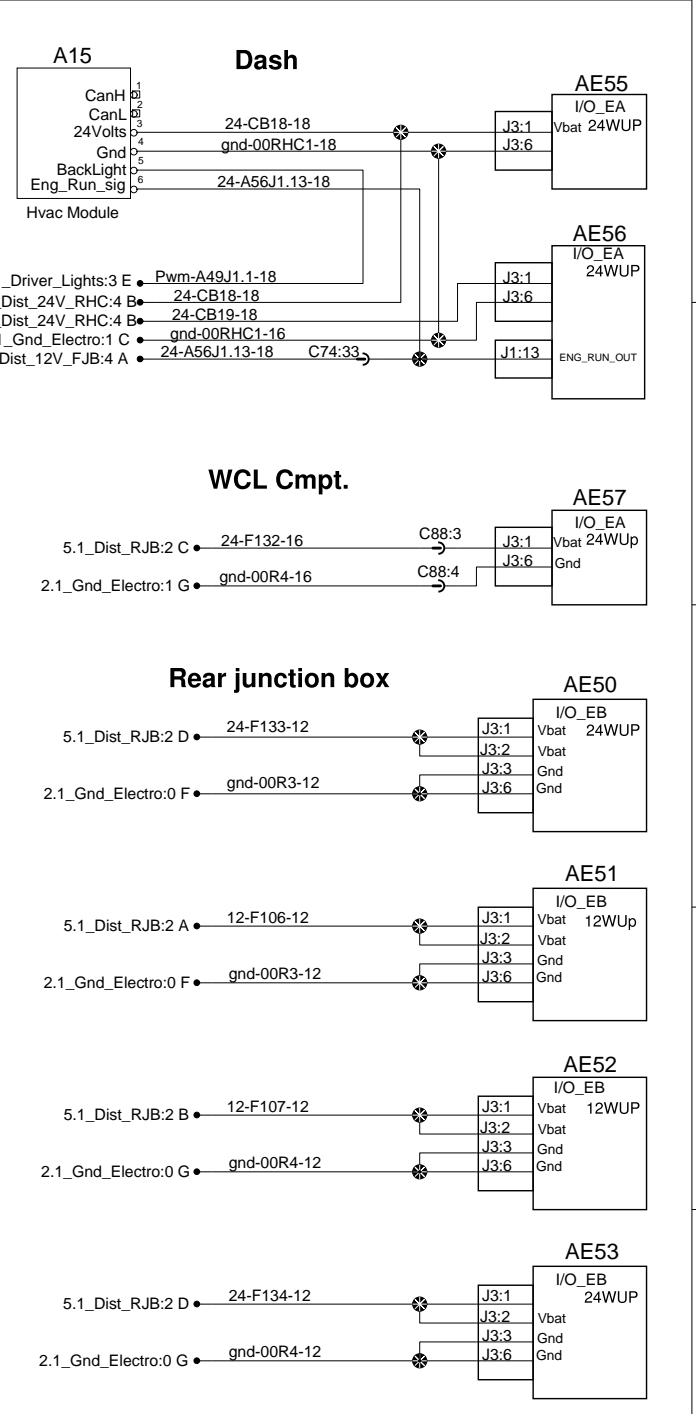
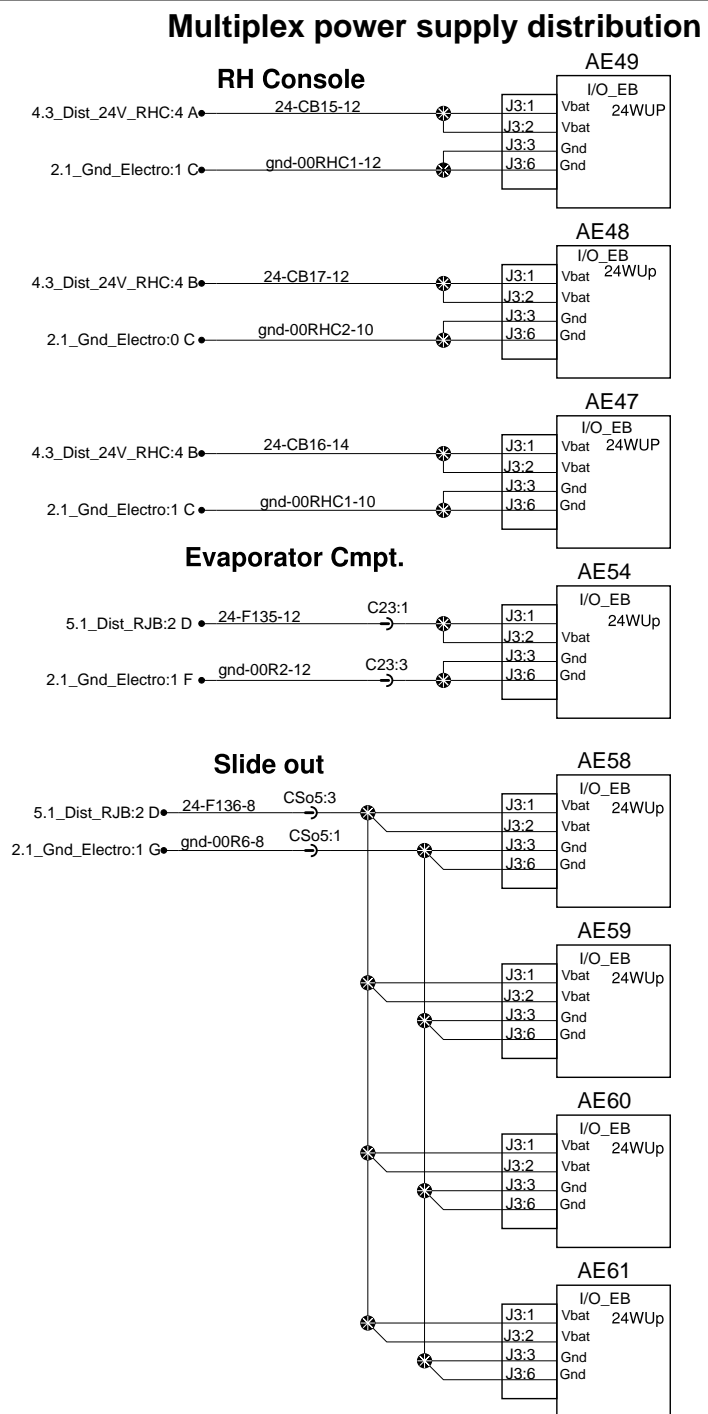
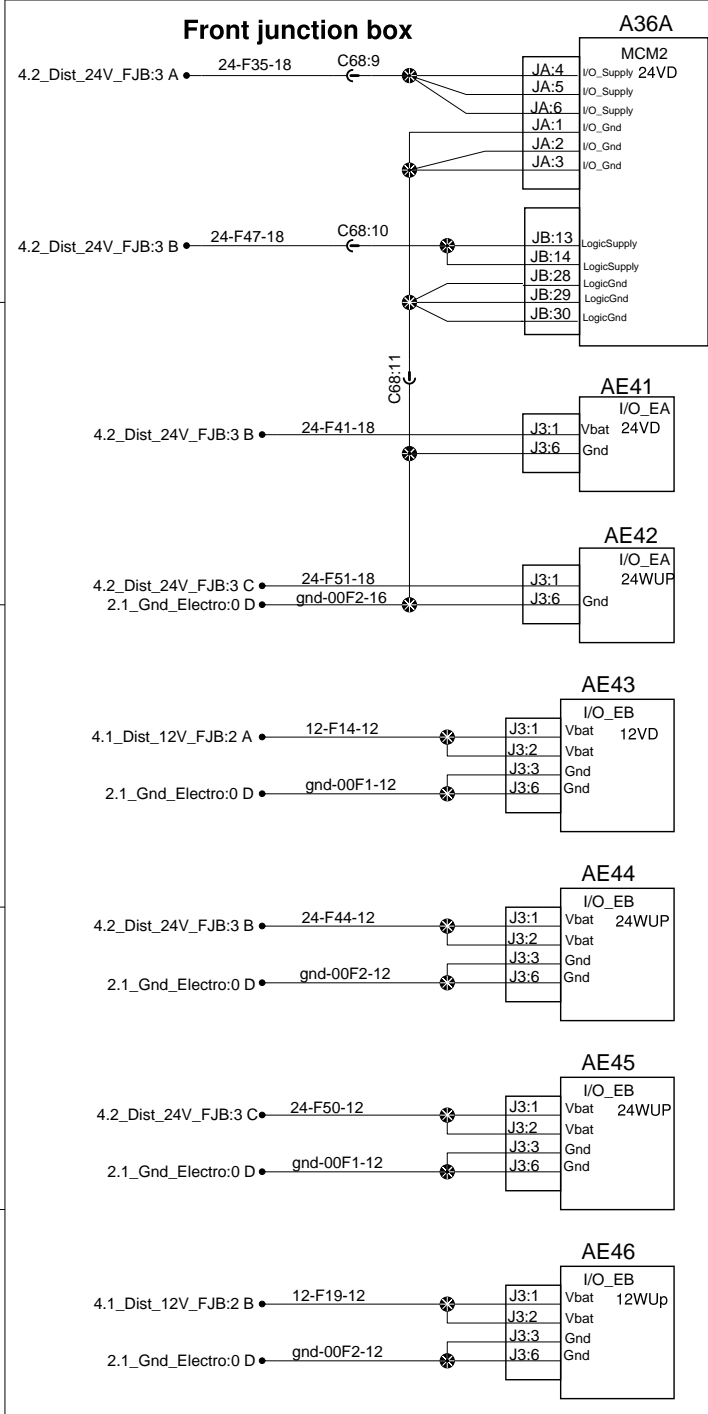
J1939, Can Iso J2284, J1587 and DBUS

Open C194 and connect C194spA and C194spB to connect Vansco gateway.

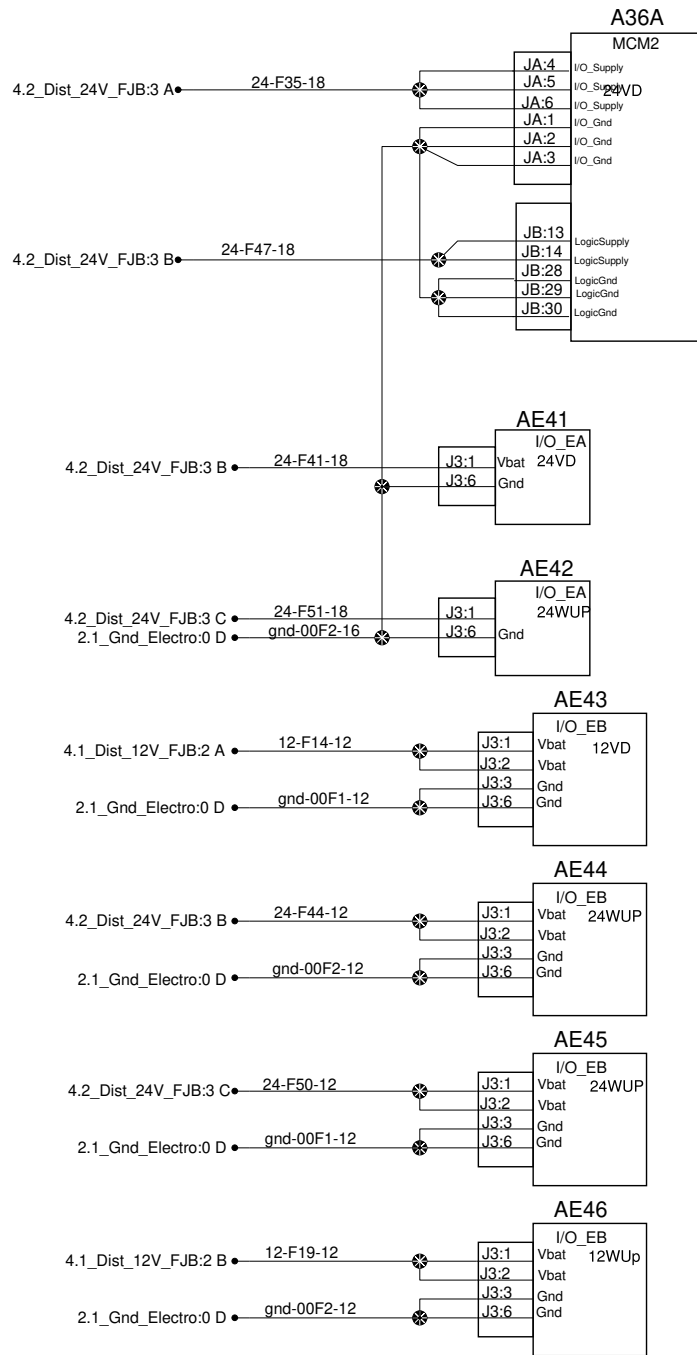


NETWORKS	
DL0	- BBUS MUX
DL1	- J1939
DL2	- J2284
DL3	- DBUS MUX
DL7	- ENGINE SUBNET
DL9	- POWER TRAIN SUBNET

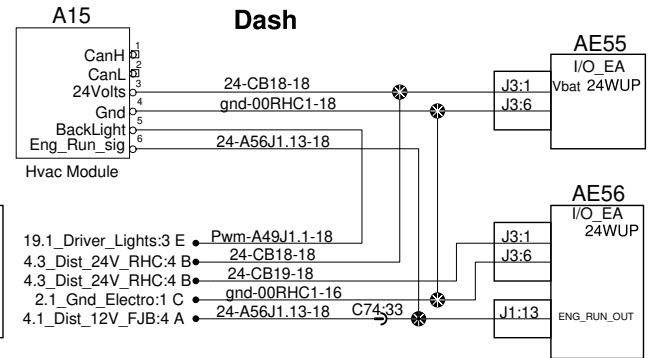
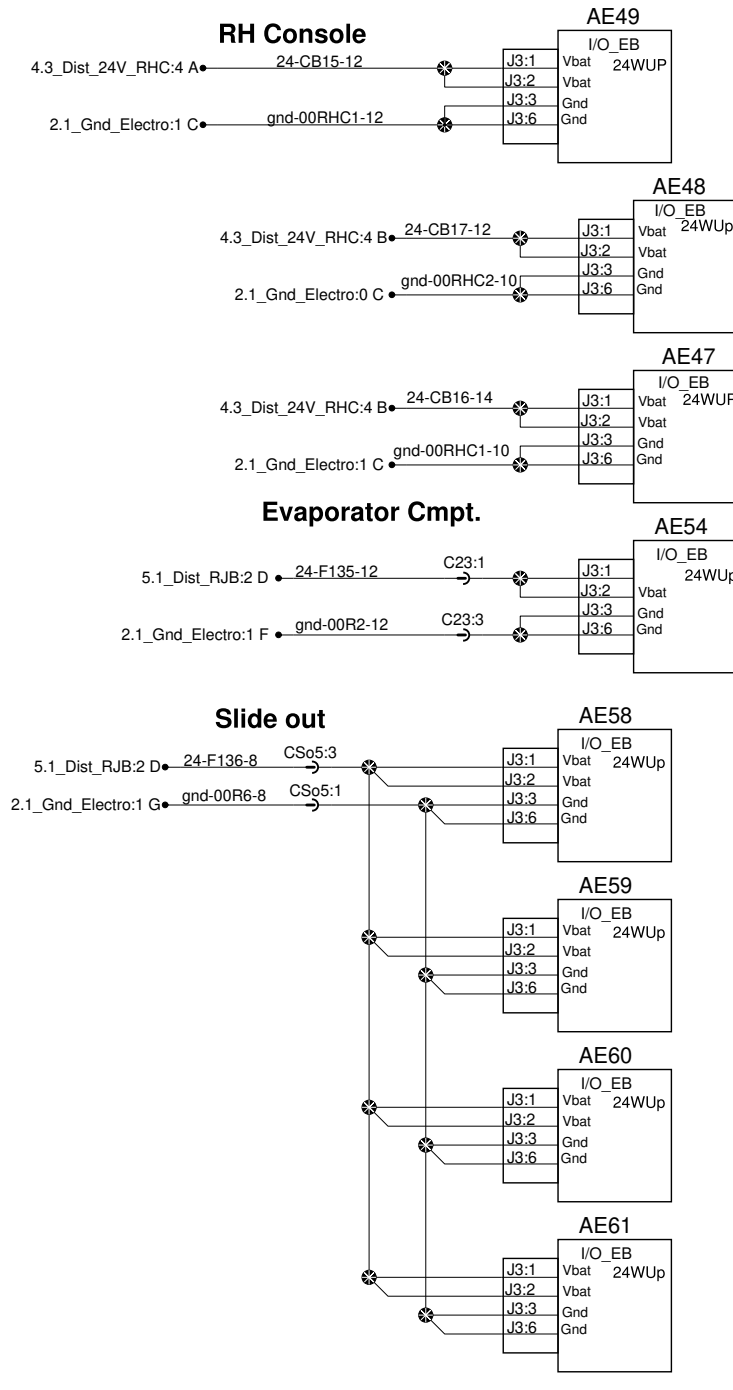





Front junction box



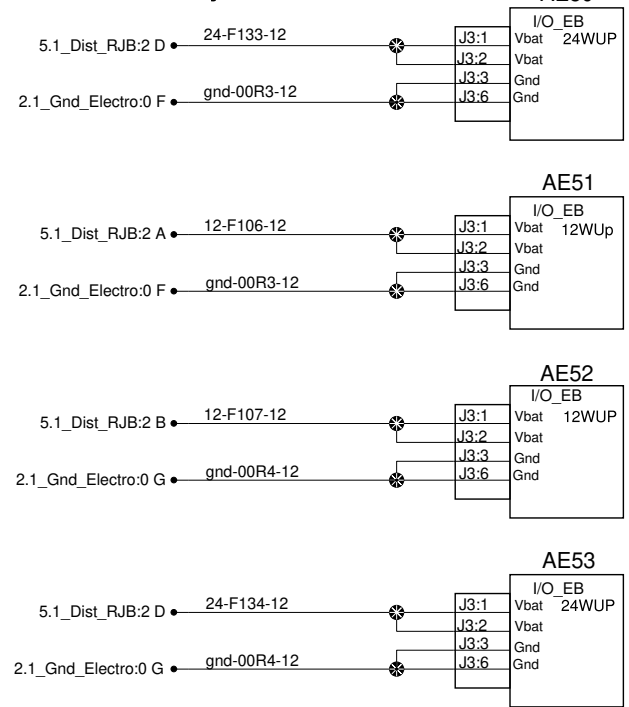
Multiplex power supply distribution



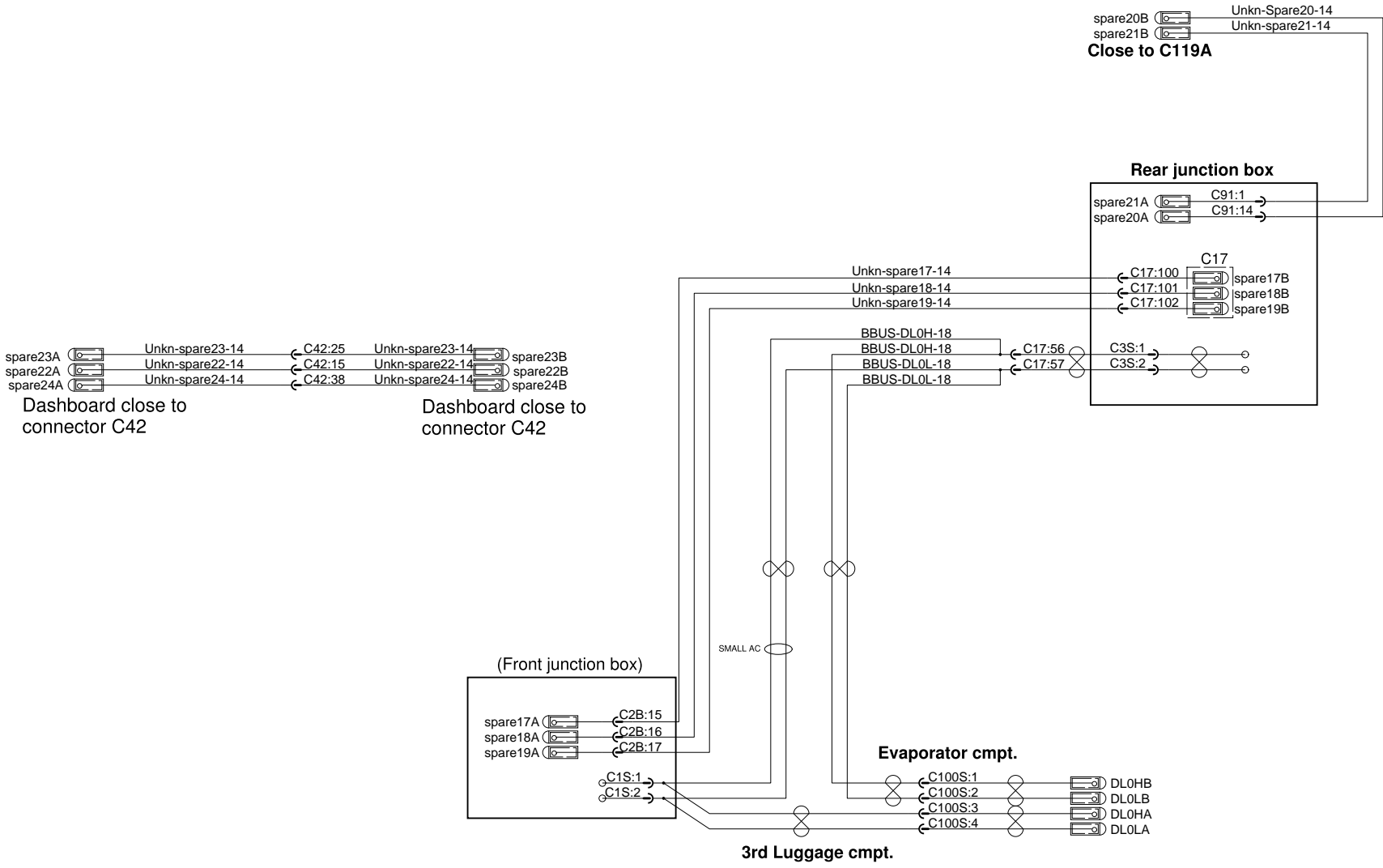
WCL Cmptr.



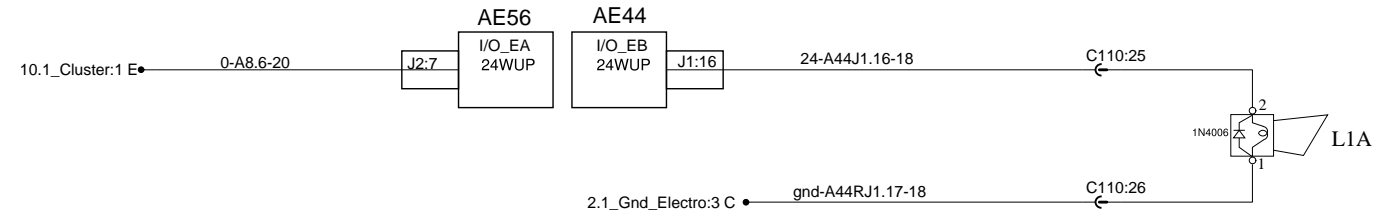
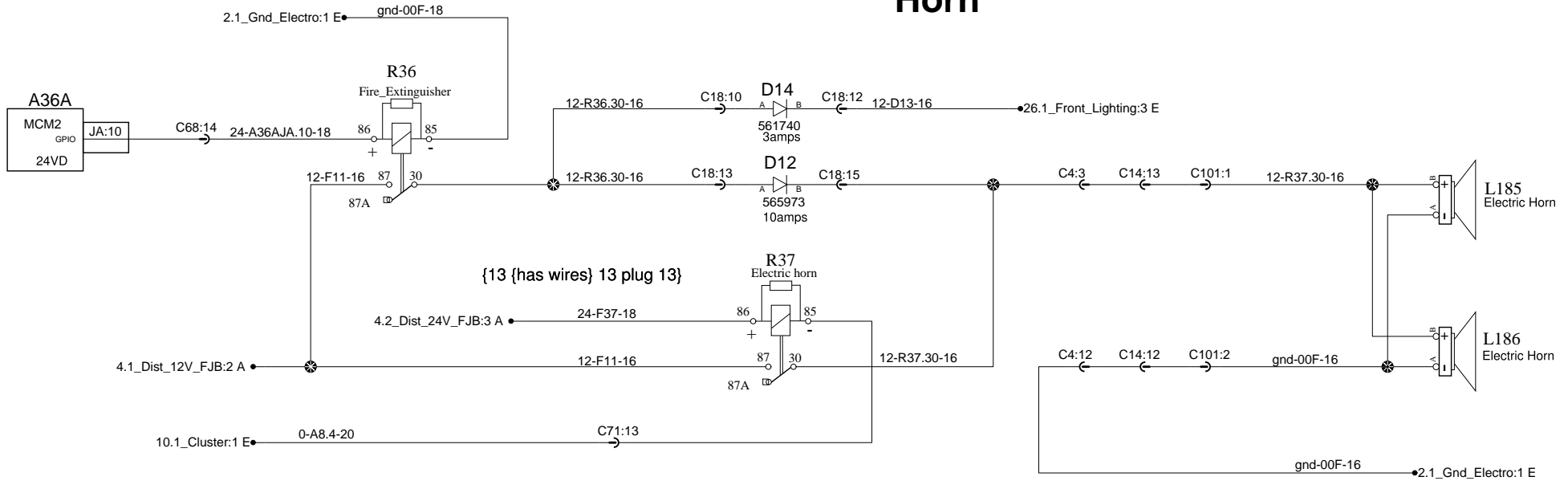
Rear junction box



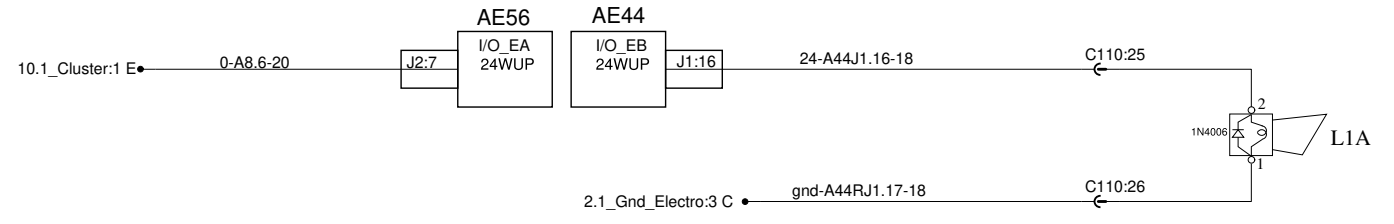
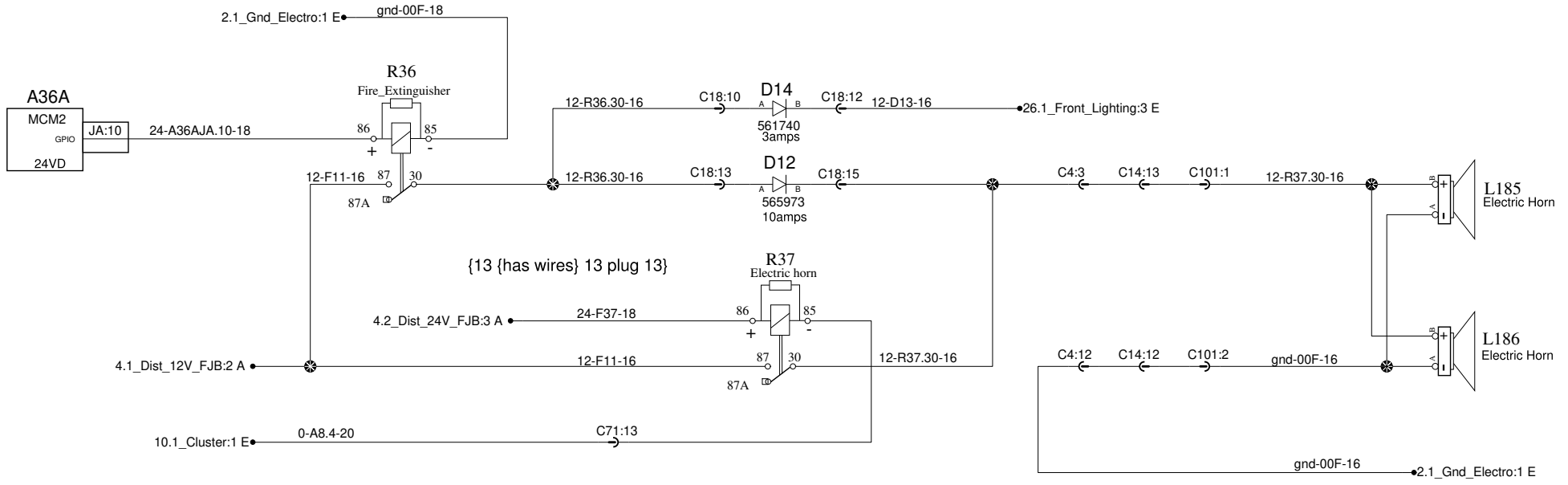
Spares wires



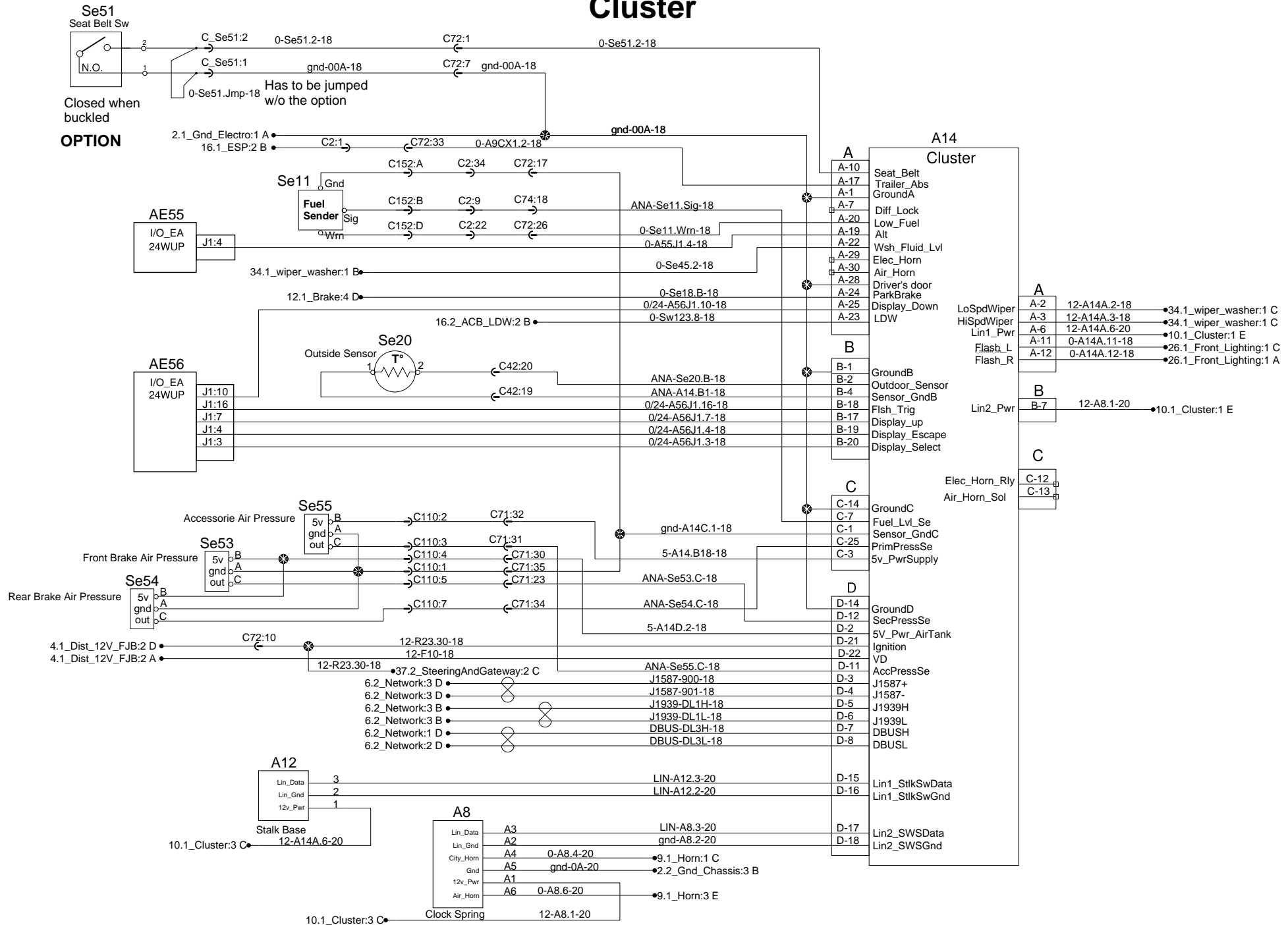
Horn



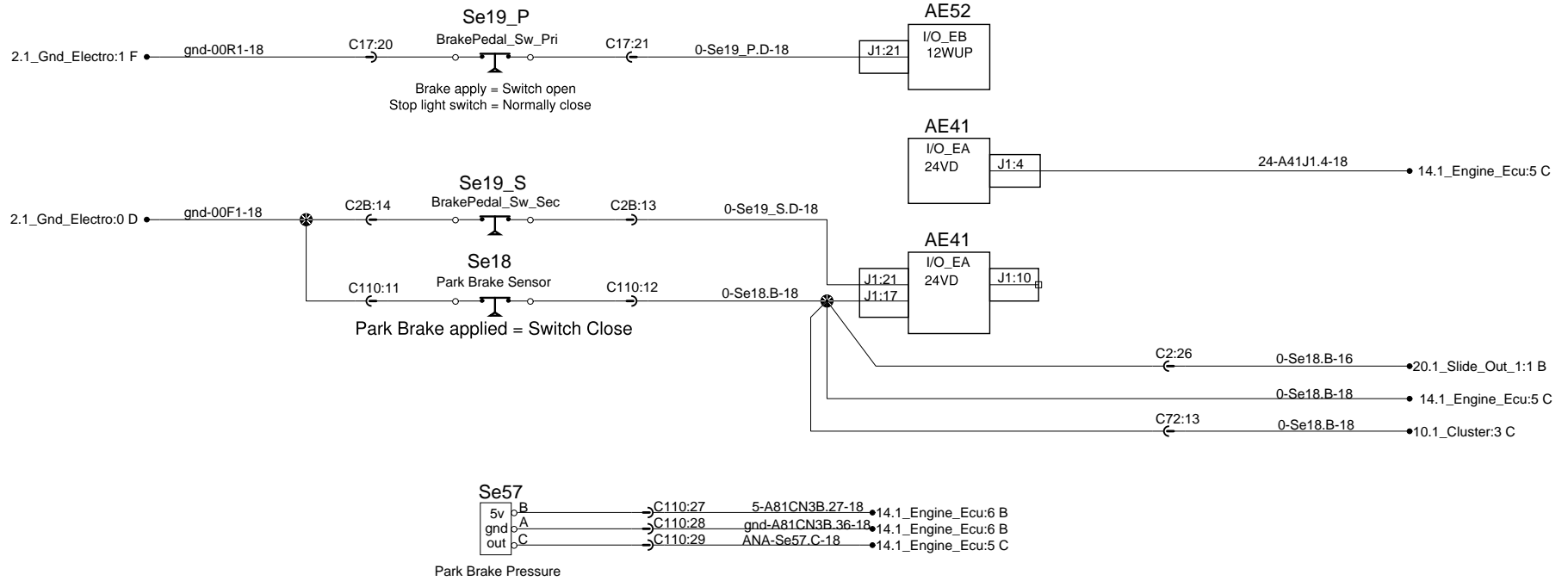
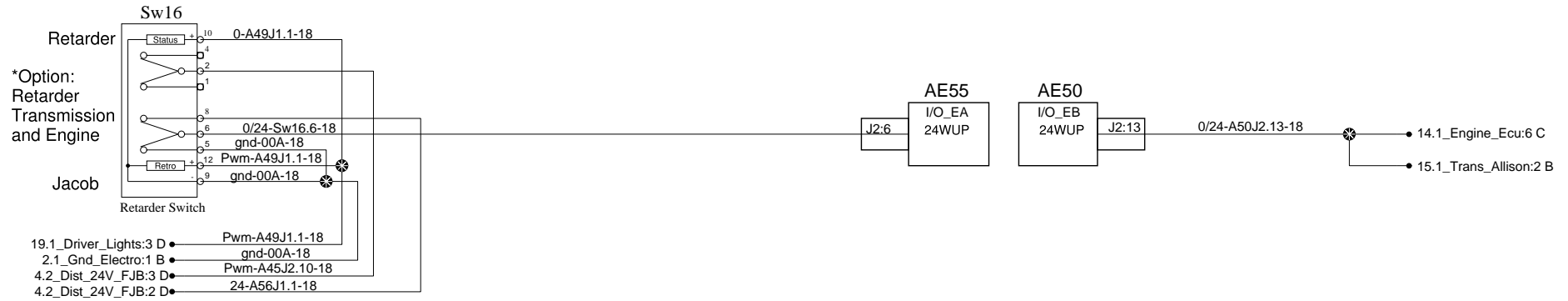
Horn



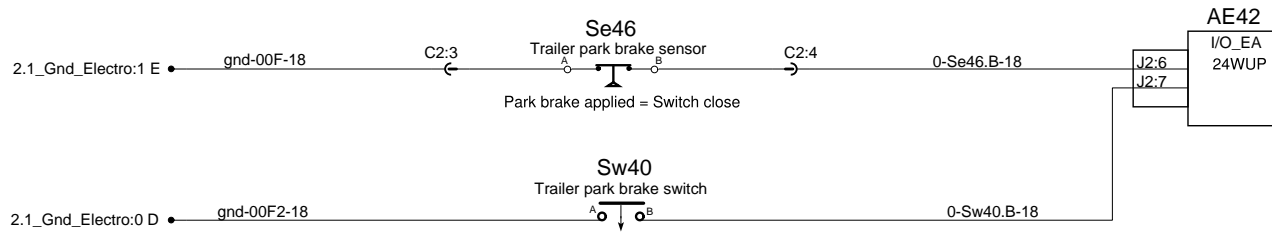
Cluster



Brake, Engine brake and Retarder



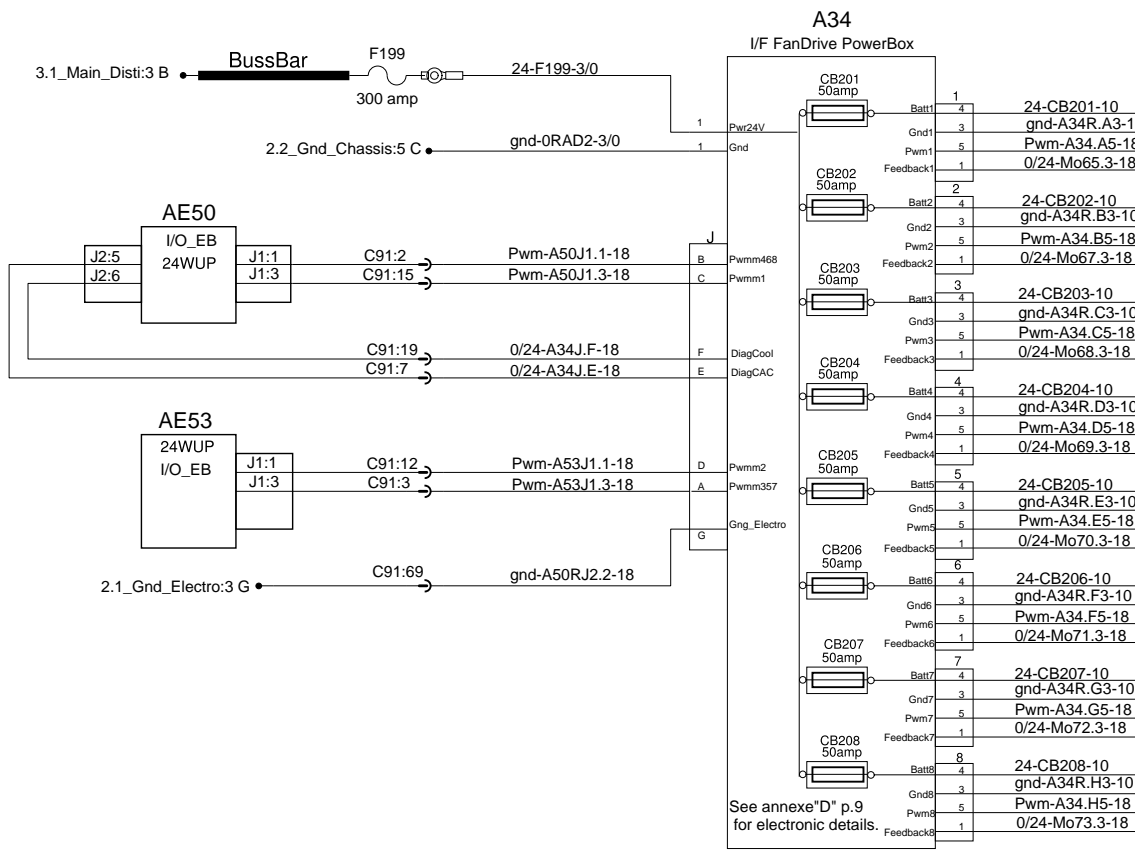
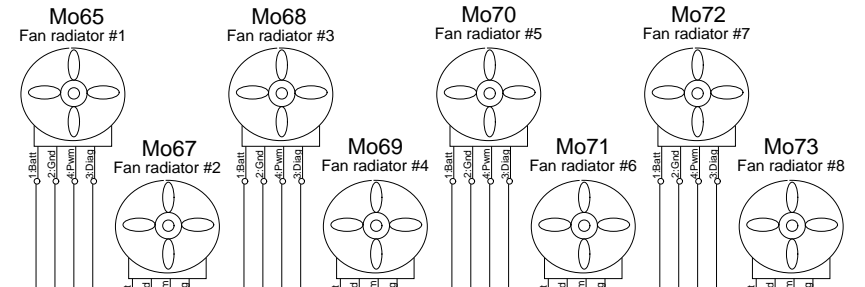
Trailer park brake



Electric fans drive

CAC

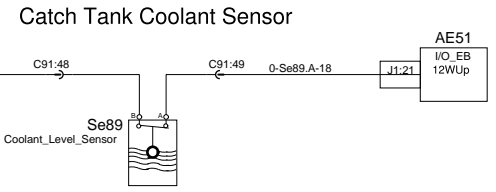
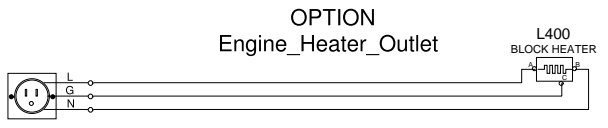
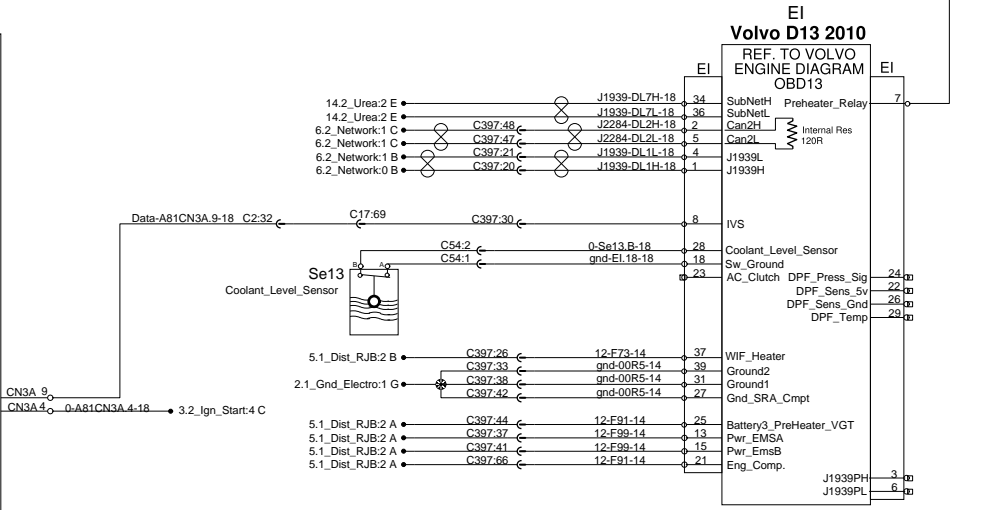
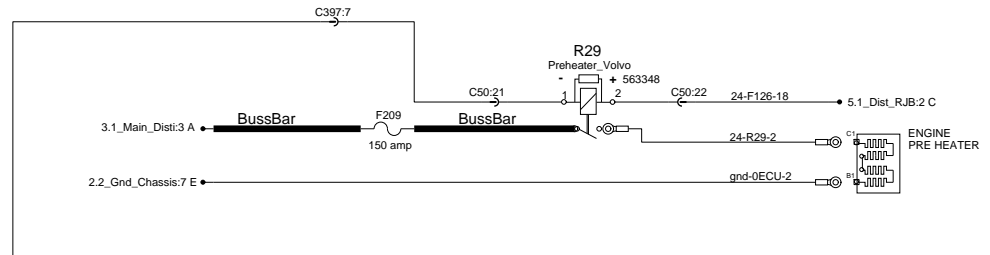
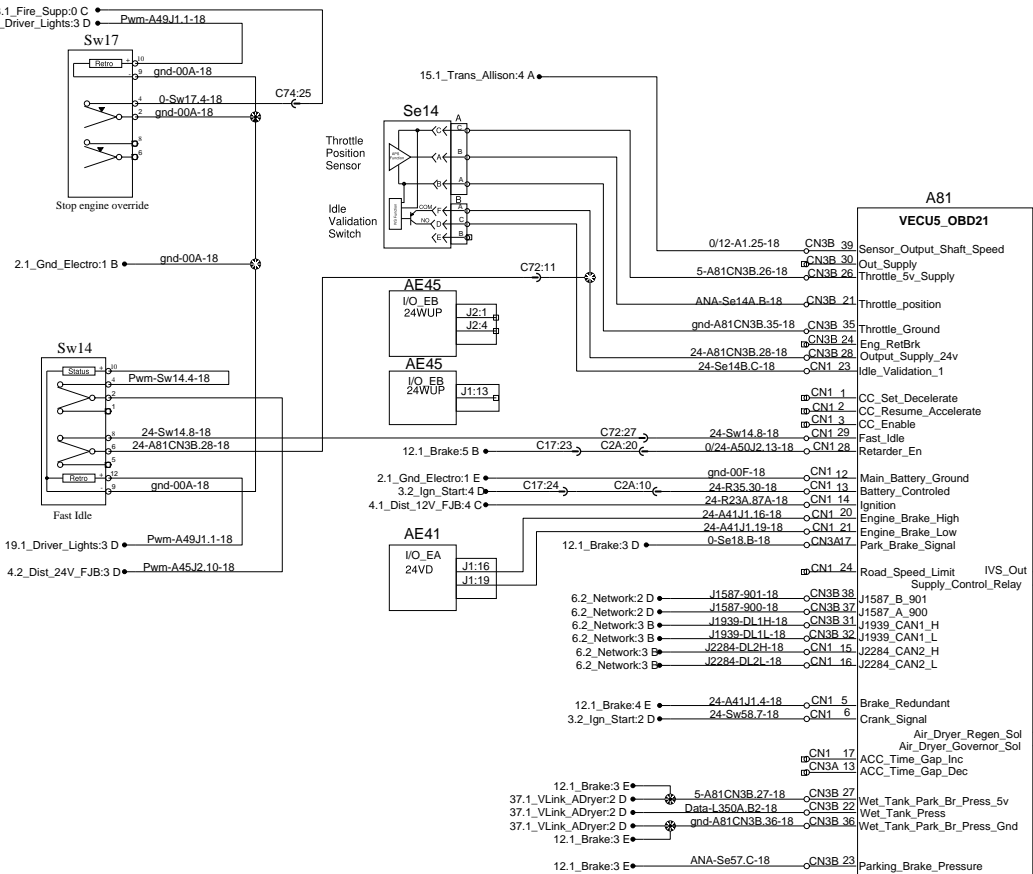
Engine



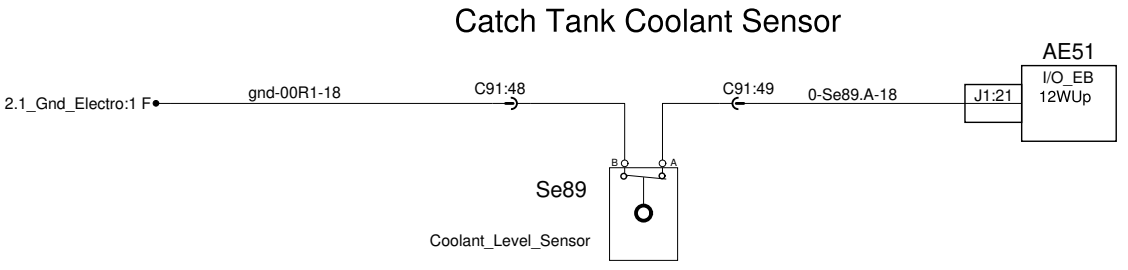
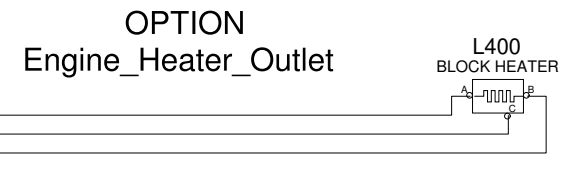
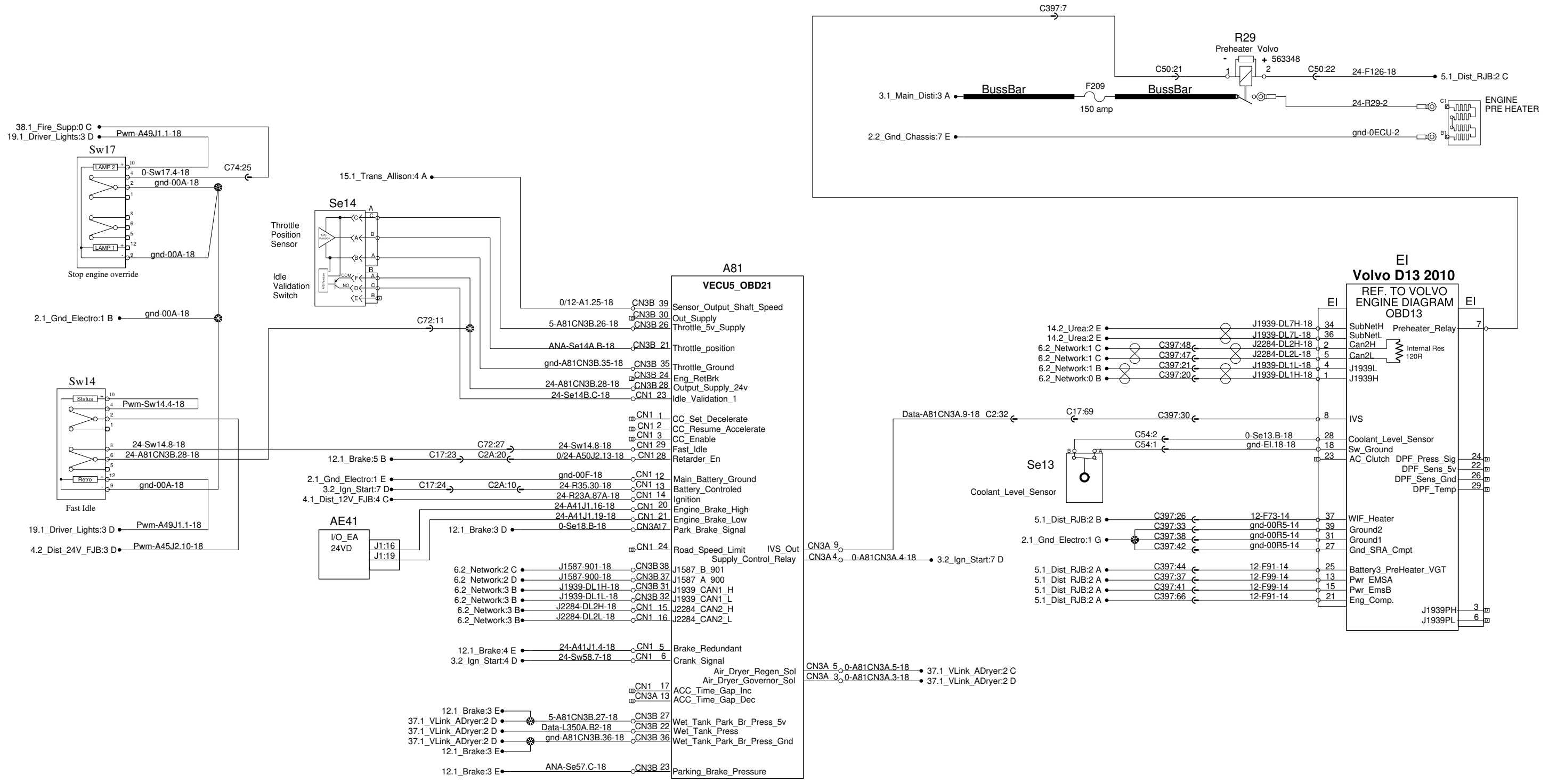
A34 I/F FanDrive PowerBox			
CB201 50amp	Batt1	1	24-CB201-10
	Gnd1	3	gnd-A34R.A3-10
	Pwm1	5	Pwm-A34.A5-18
	Feedback1	1	0/24-Mo65.3-18
CB202 50amp	Batt2	2	24-CB202-10
	Gnd2	3	gnd-A34R.B3-10
	Pwm2	5	Pwm-A34.B5-18
	Feedback2	1	0/24-Mo67.3-18
CB203 50amp	Batt3	3	24-CB203-10
	Gnd3	3	gnd-A34R.C3-10
	Pwm3	5	Pwm-A34.C5-18
	Feedback3	1	0/24-Mo68.3-18
CB204 50amp	Batt4	4	24-CB204-10
	Gnd4	3	gnd-A34R.D3-10
	Pwm4	5	Pwm-A34.D5-18
	Feedback4	1	0/24-Mo69.3-18
CB205 50amp	Batt5	5	24-CB205-10
	Gnd5	3	gnd-A34R.E3-10
	Pwm5	5	Pwm-A34.E5-18
	Feedback5	1	0/24-Mo70.3-18
CB206 50amp	Batt6	6	24-CB206-10
	Gnd6	3	gnd-A34R.F3-10
	Pwm6	5	Pwm-A34.F5-18
	Feedback6	1	0/24-Mo71.3-18
CB207 50amp	Batt7	7	24-CB207-10
	Gnd7	3	gnd-A34R.G3-10
	Pwm7	5	Pwm-A34.G5-18
	Feedback7	1	0/24-Mo72.3-18
CB208 50amp	Batt8	8	24-CB208-10
	Gnd8	3	gnd-A34R.H3-10
	Pwm8	5	Pwm-A34.H5-18
	Feedback8	1	0/24-Mo73.3-18

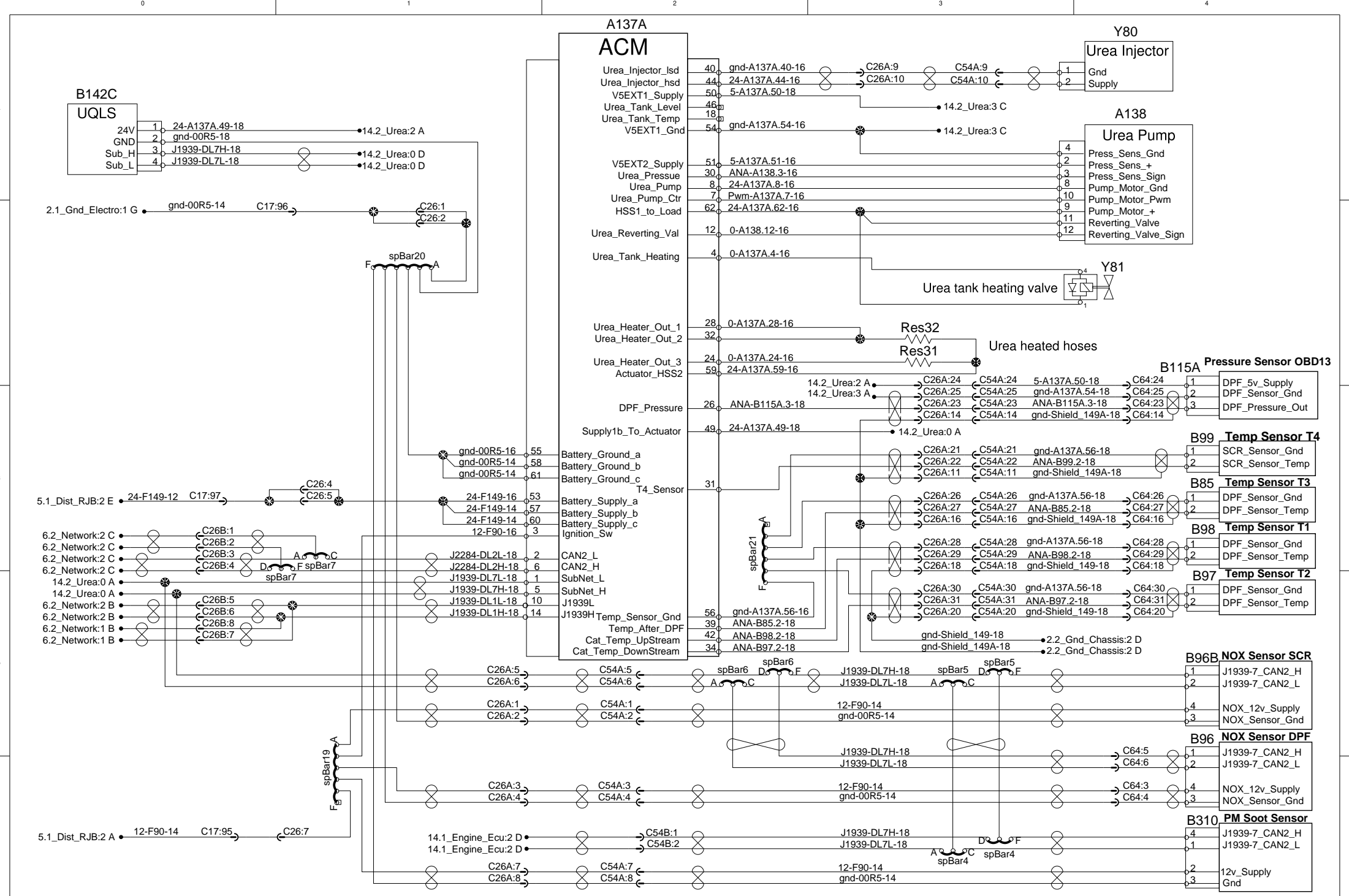
See annexe "D" p.9 for electronic details.

Engine ECU Volvo

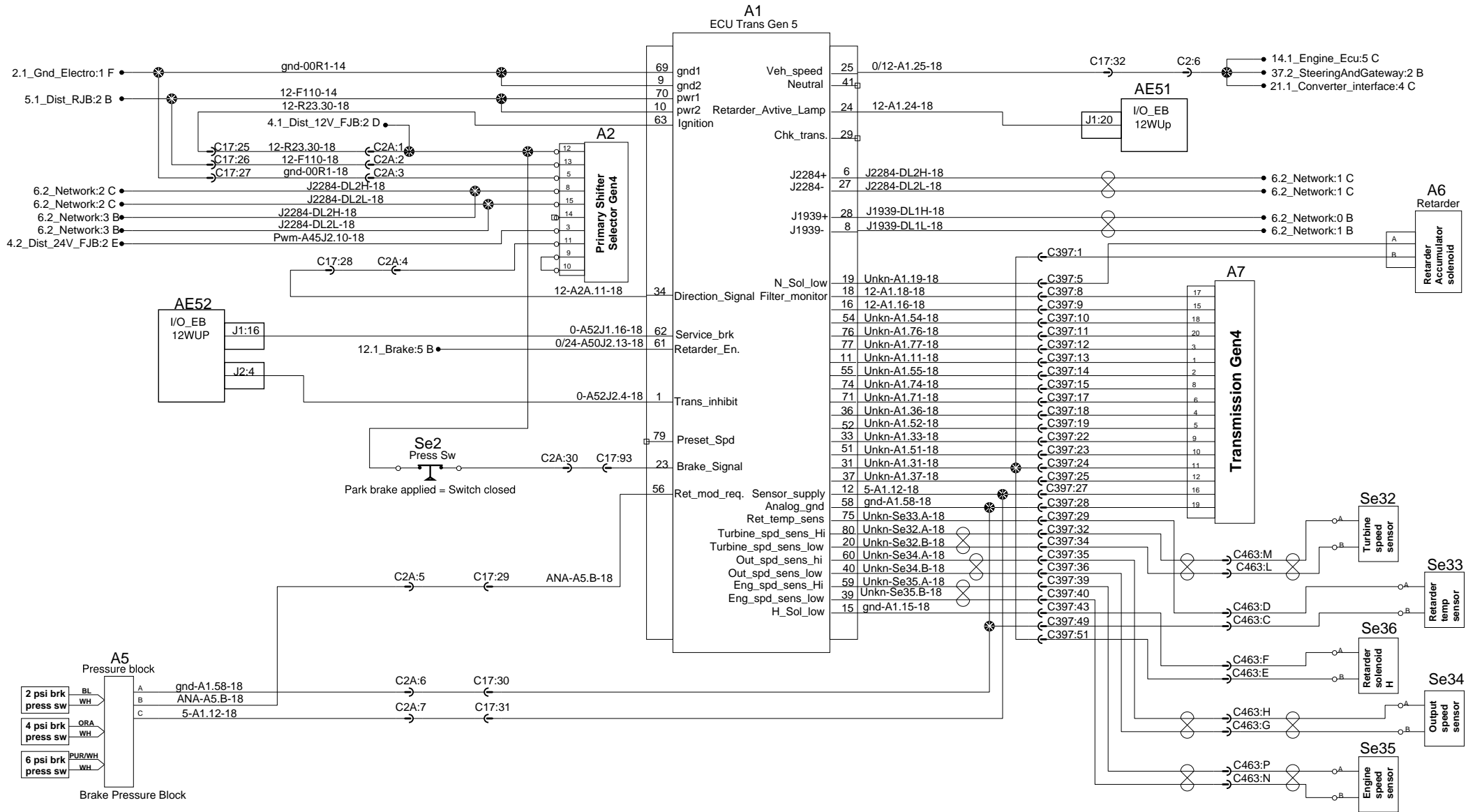


Engine ECU Volvo

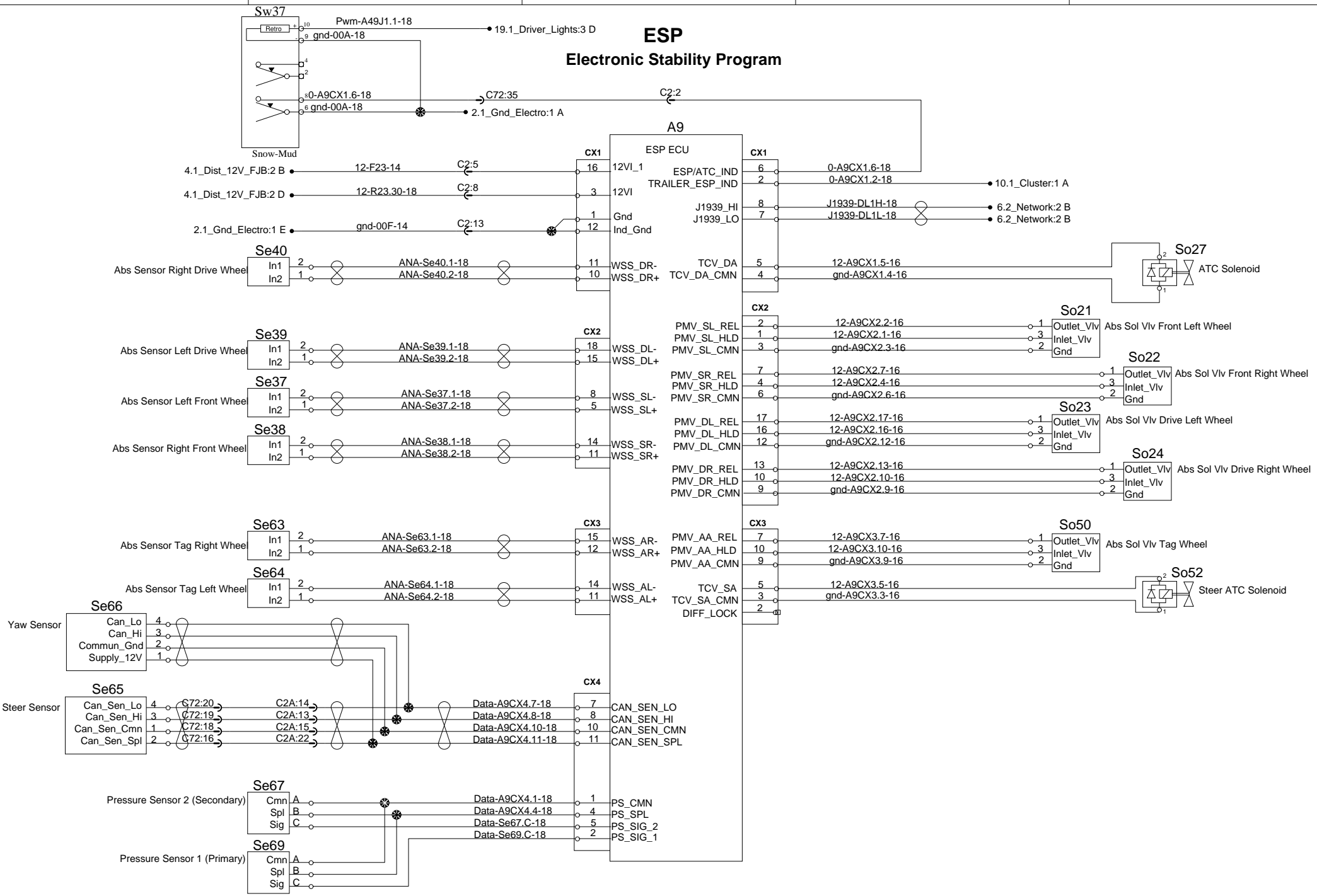




Transmission Alisson Gen 5

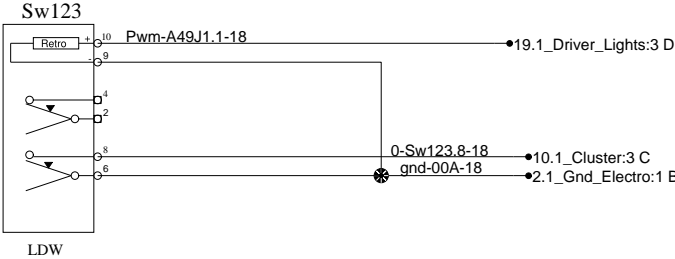


ESP Electronic Stability Program

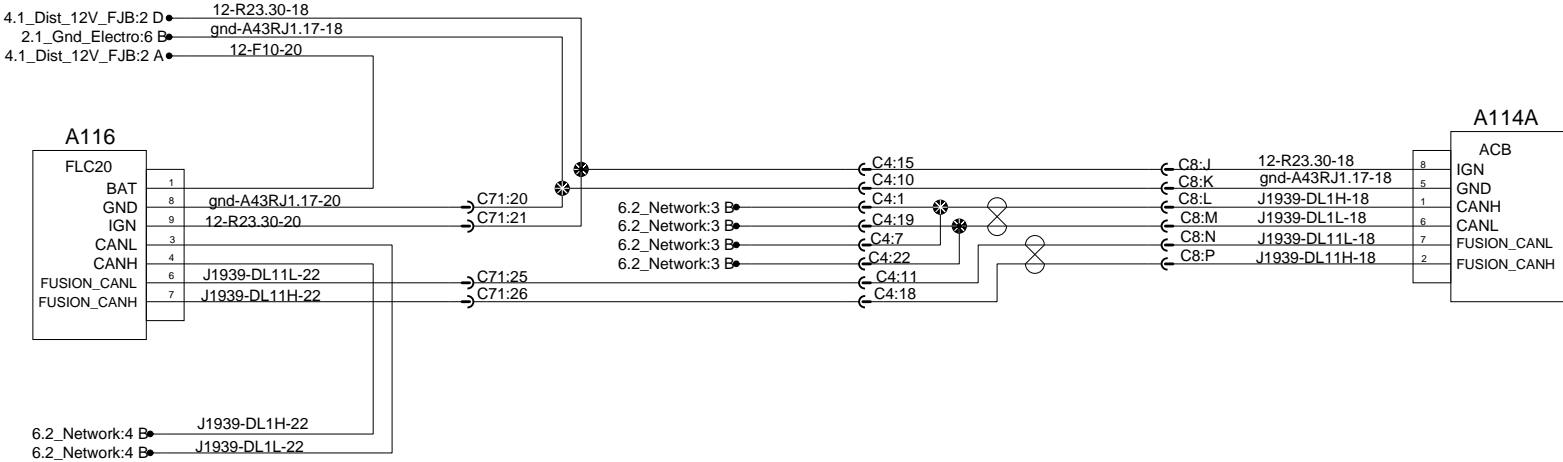
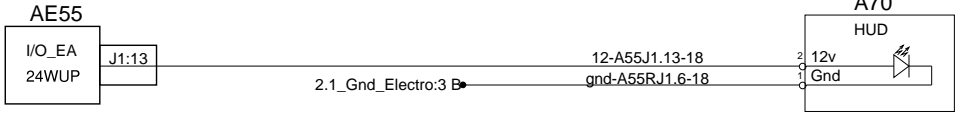


ACC & LDW

Adaptative cruise control breaking and Line departure warning



Forward collision warning



0

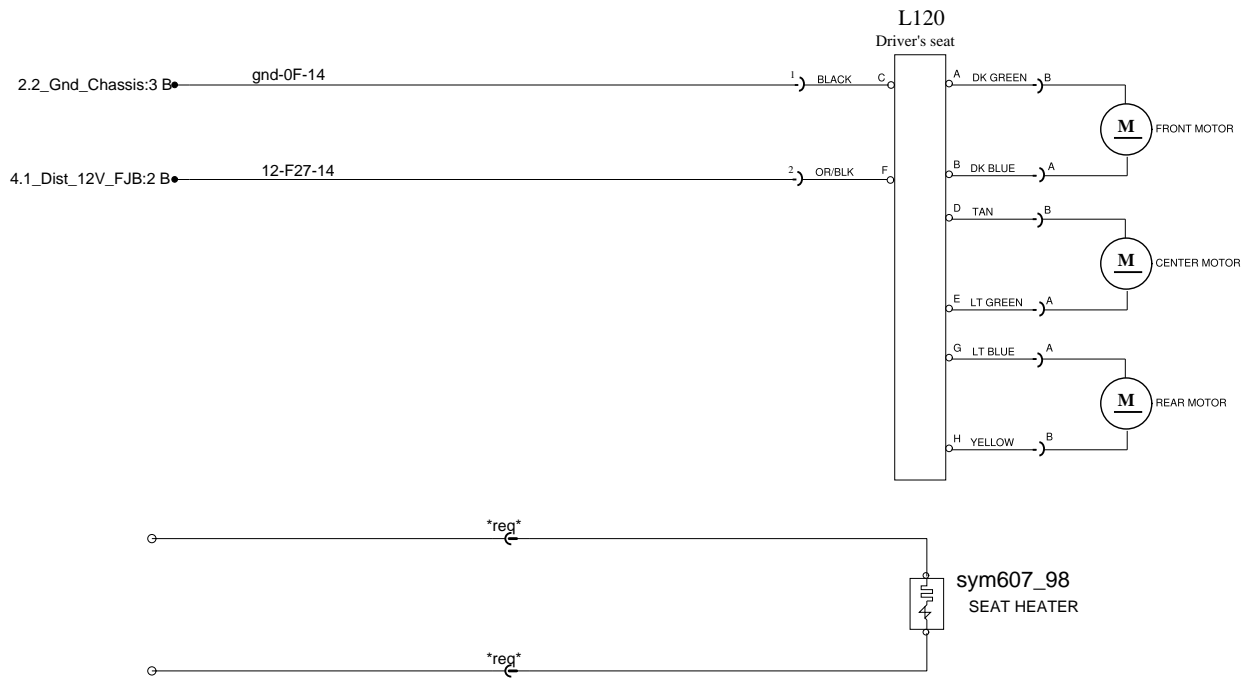
1

2

3

4

Driver seat



A

A

B

B

C

C

D

D

E

E

0

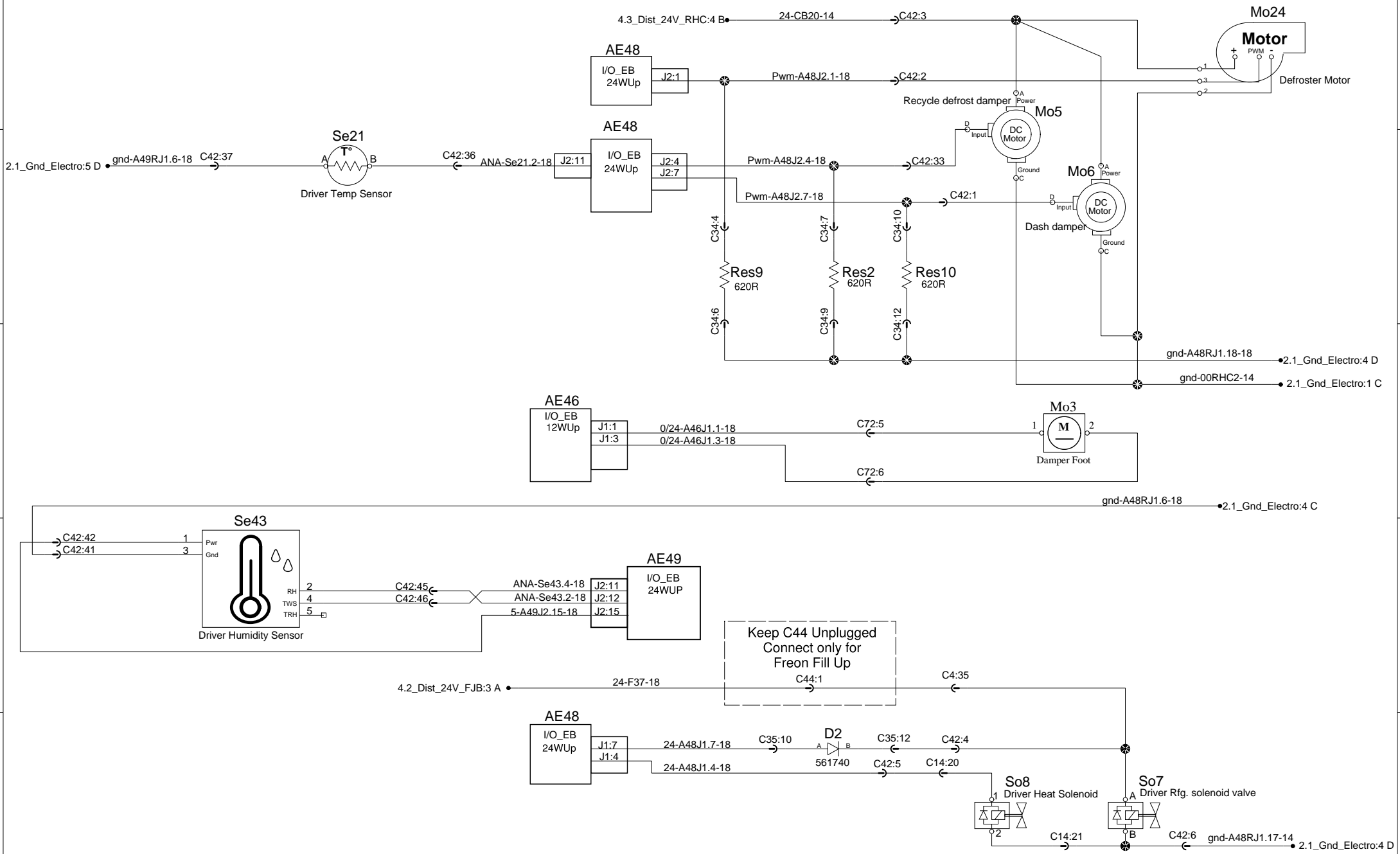
1

2

3

4

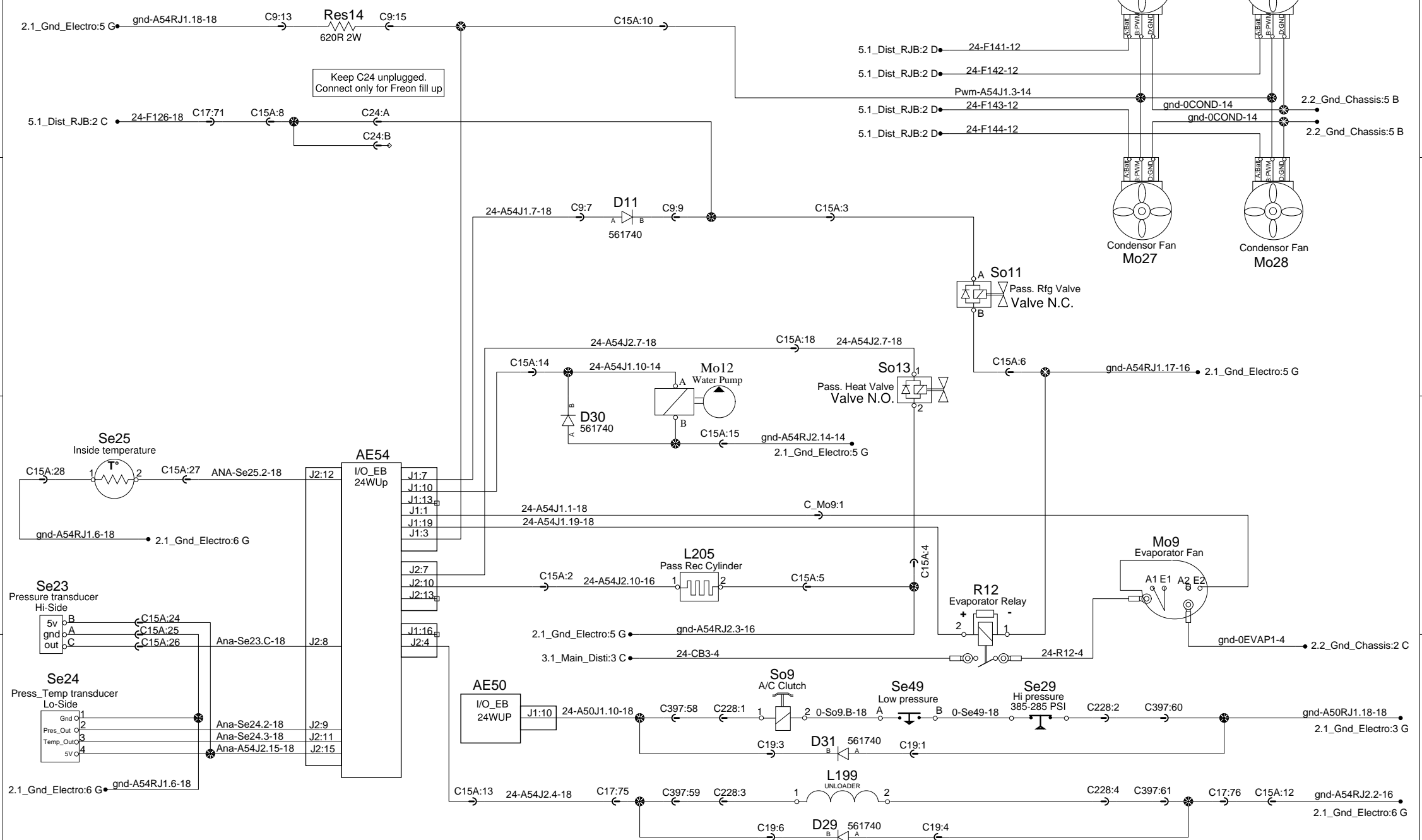
HVAC defroster



Keep C44 Unplugged
Connect only for
Freon Fill Up

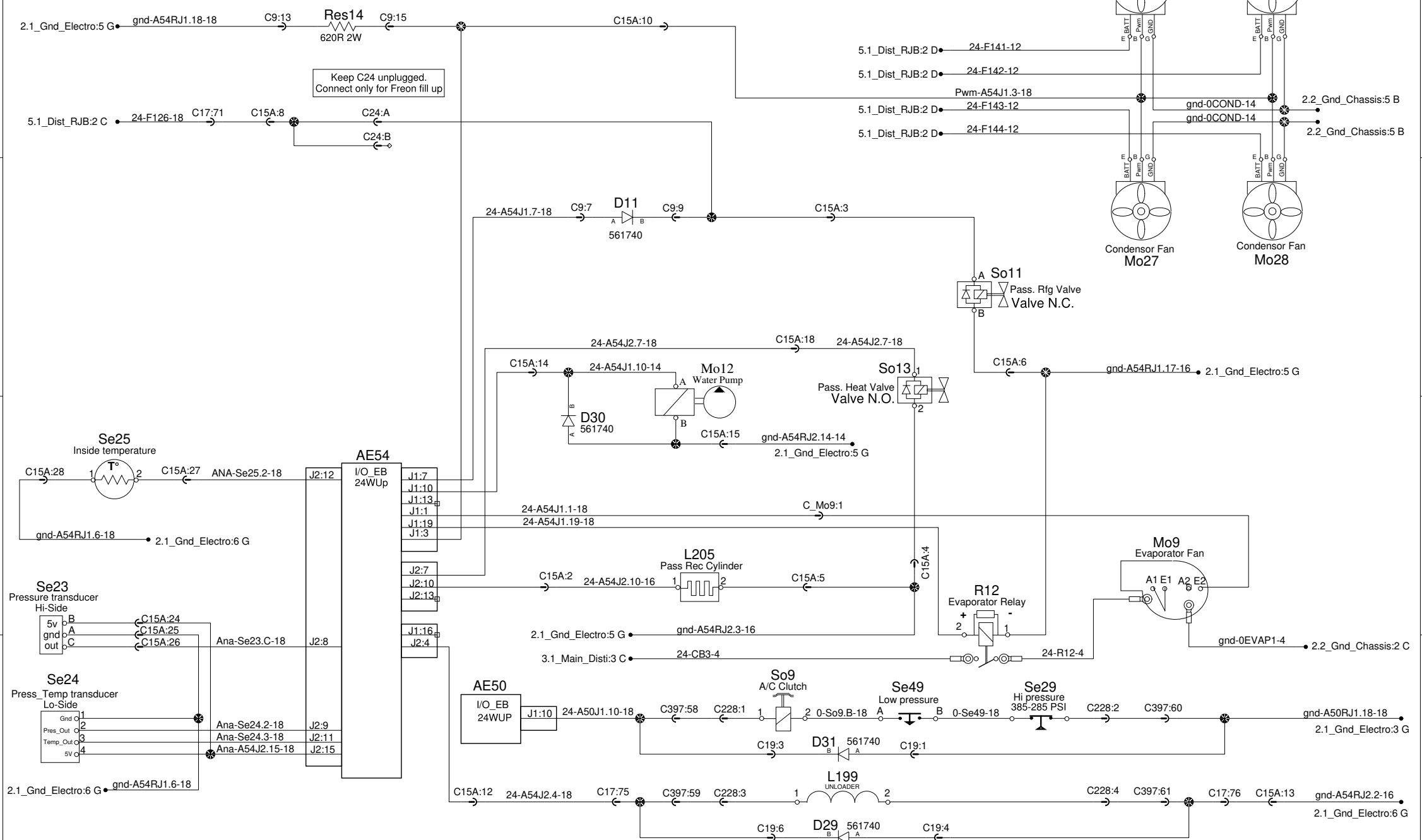
Hvac passengers

870011 ebm past



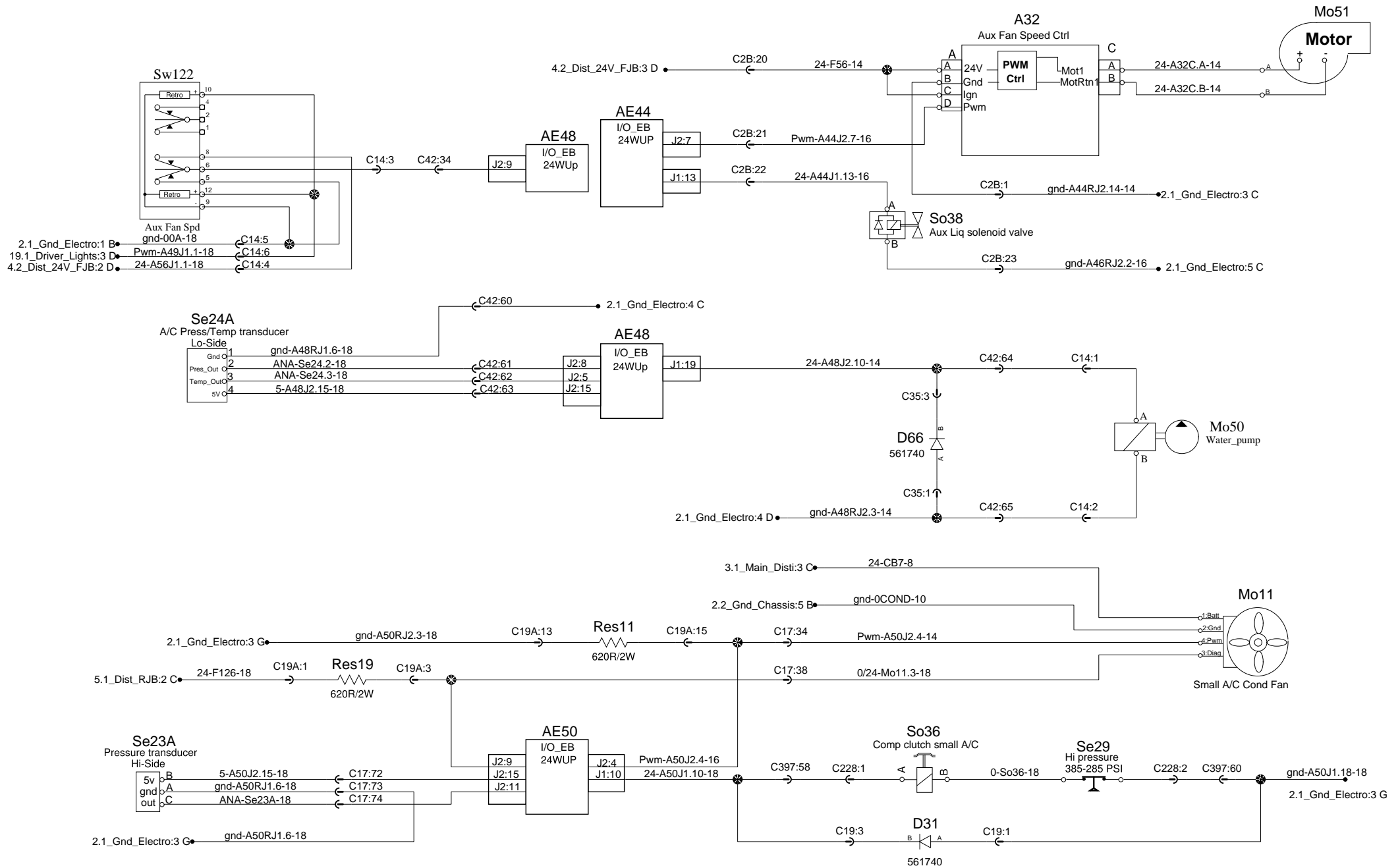
Keep C24 unplugged.
Connect only for Freon fill up

Hvac passengers



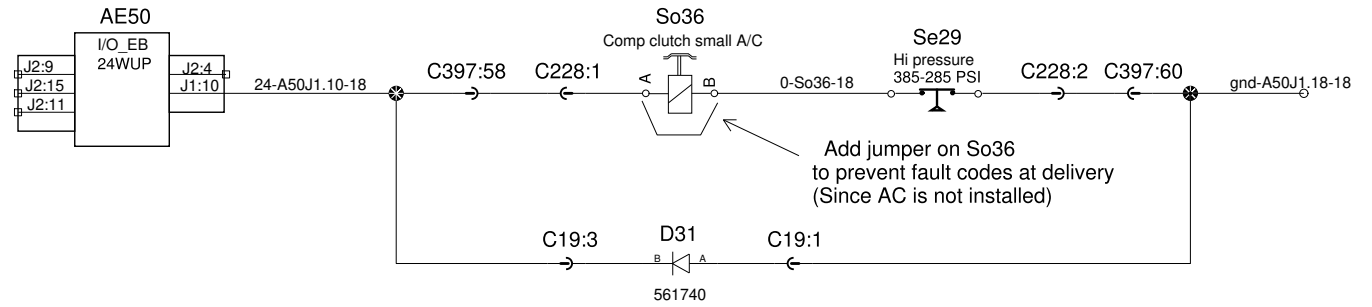
Keep C24 unplugged.
Connect only for Freon fill up

Small A/C

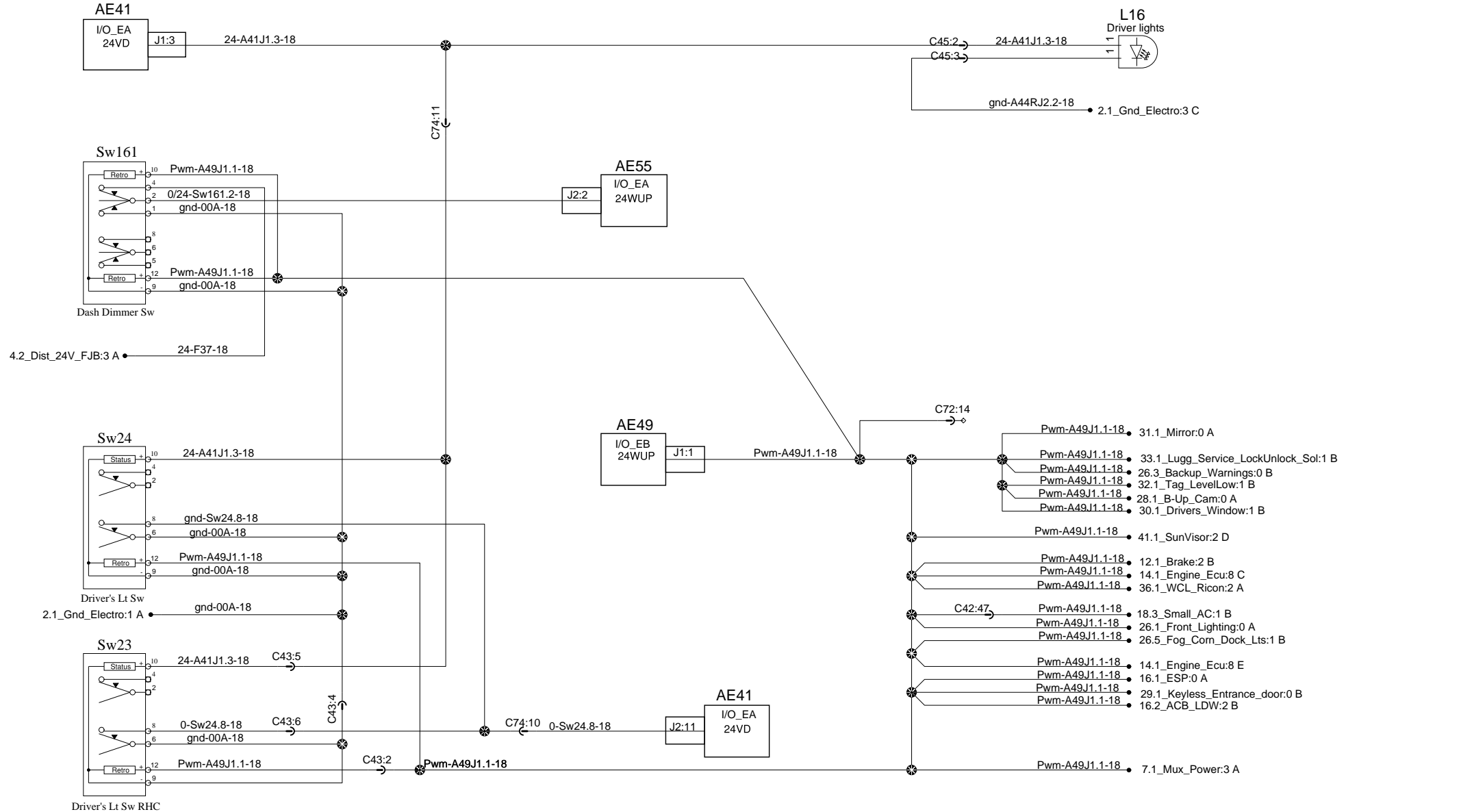


Cust Adapt. Move alternators on cold side (Small AC not installed at delivery)

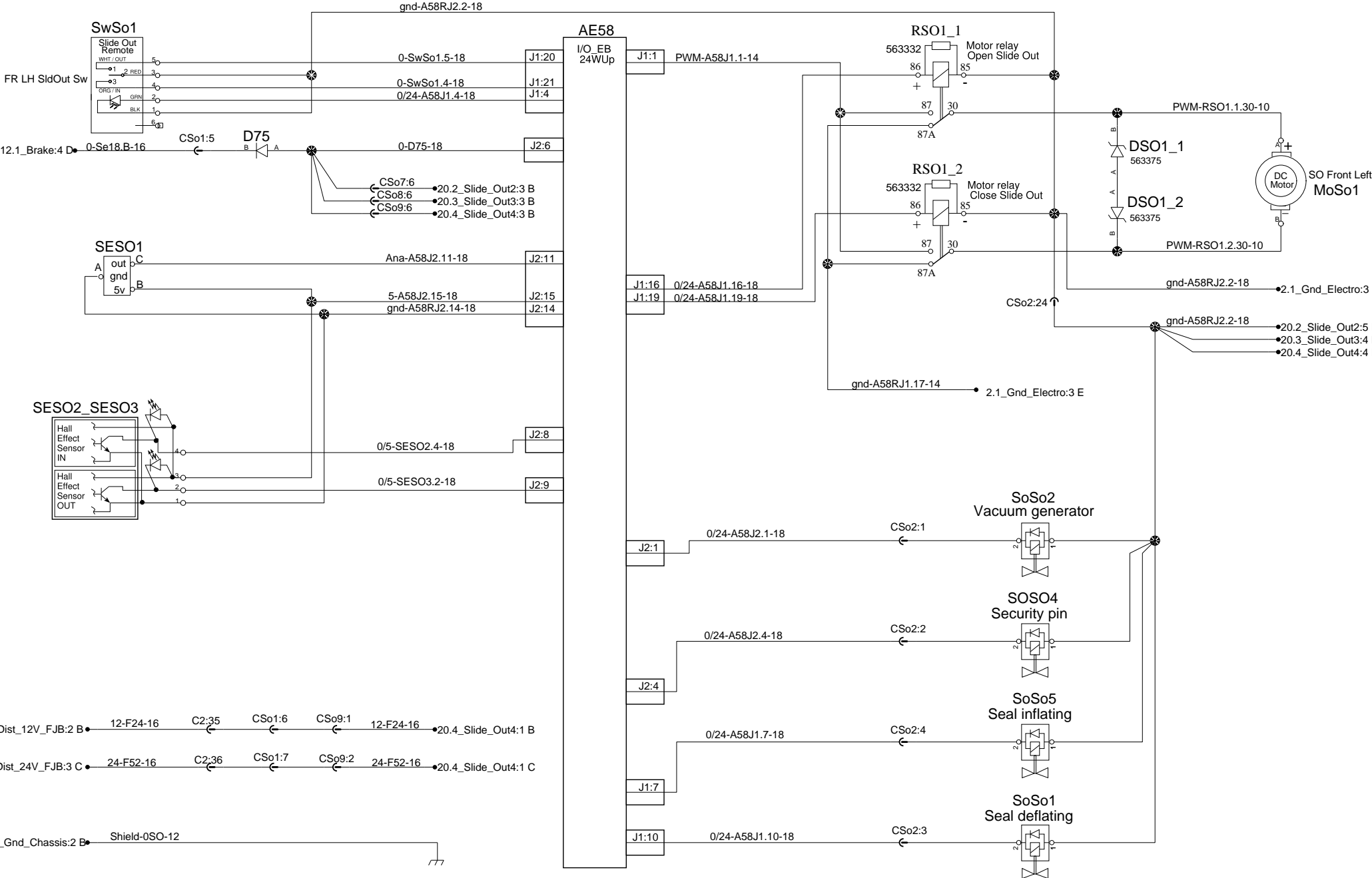
Refer to P18.3 STD for all details



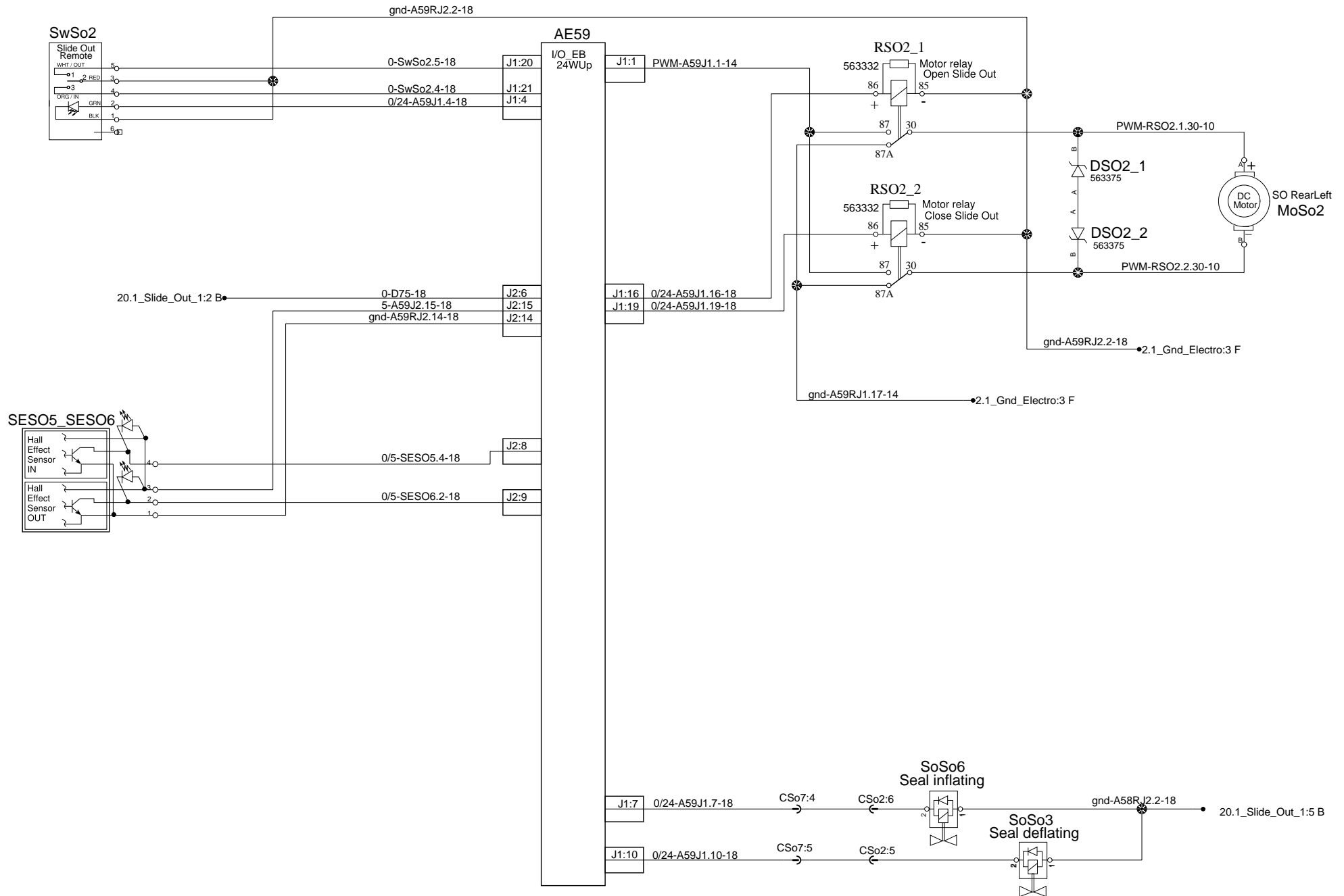
Dash backlighting & Driver's lights

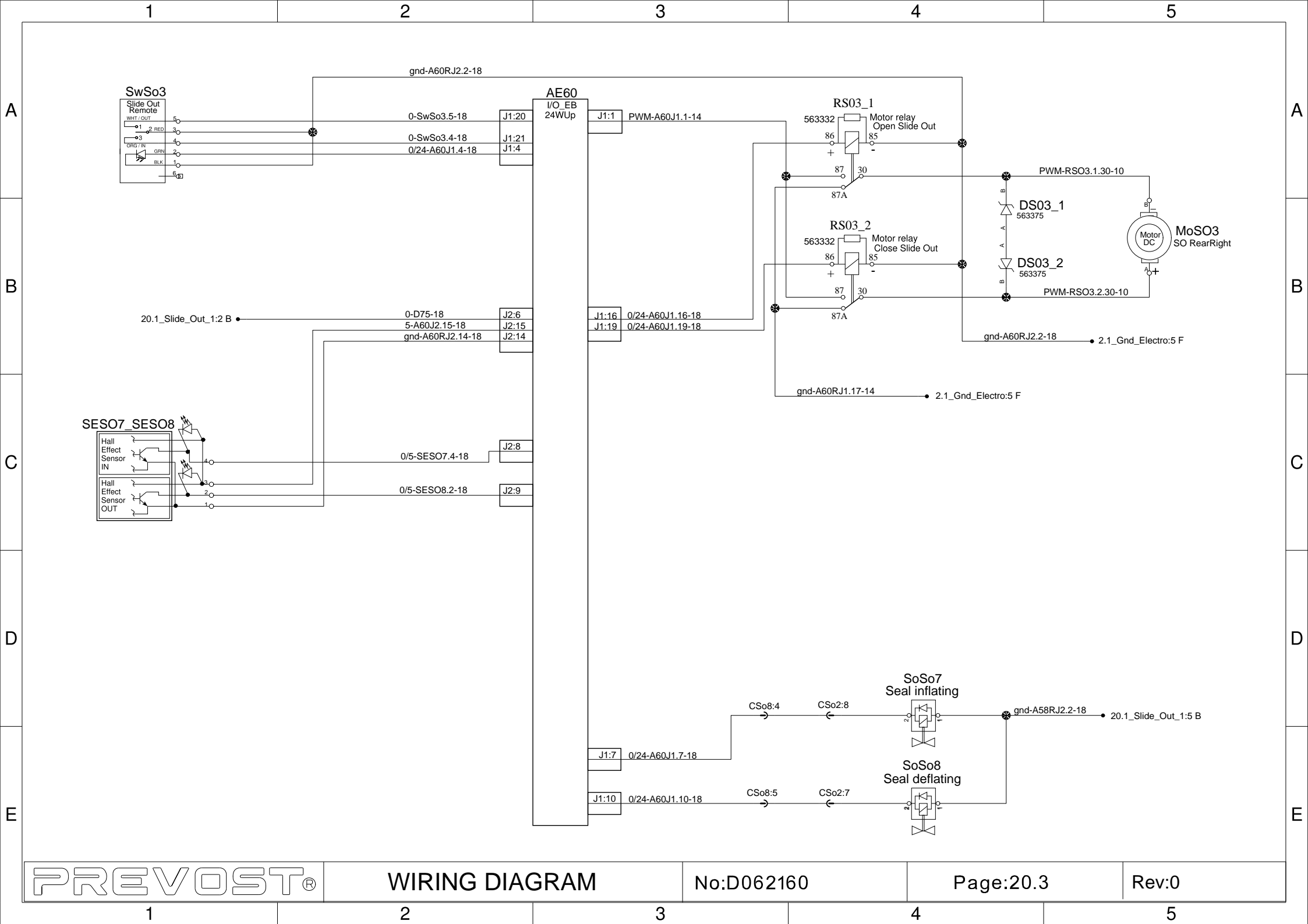


Front left Slide Out (Option)

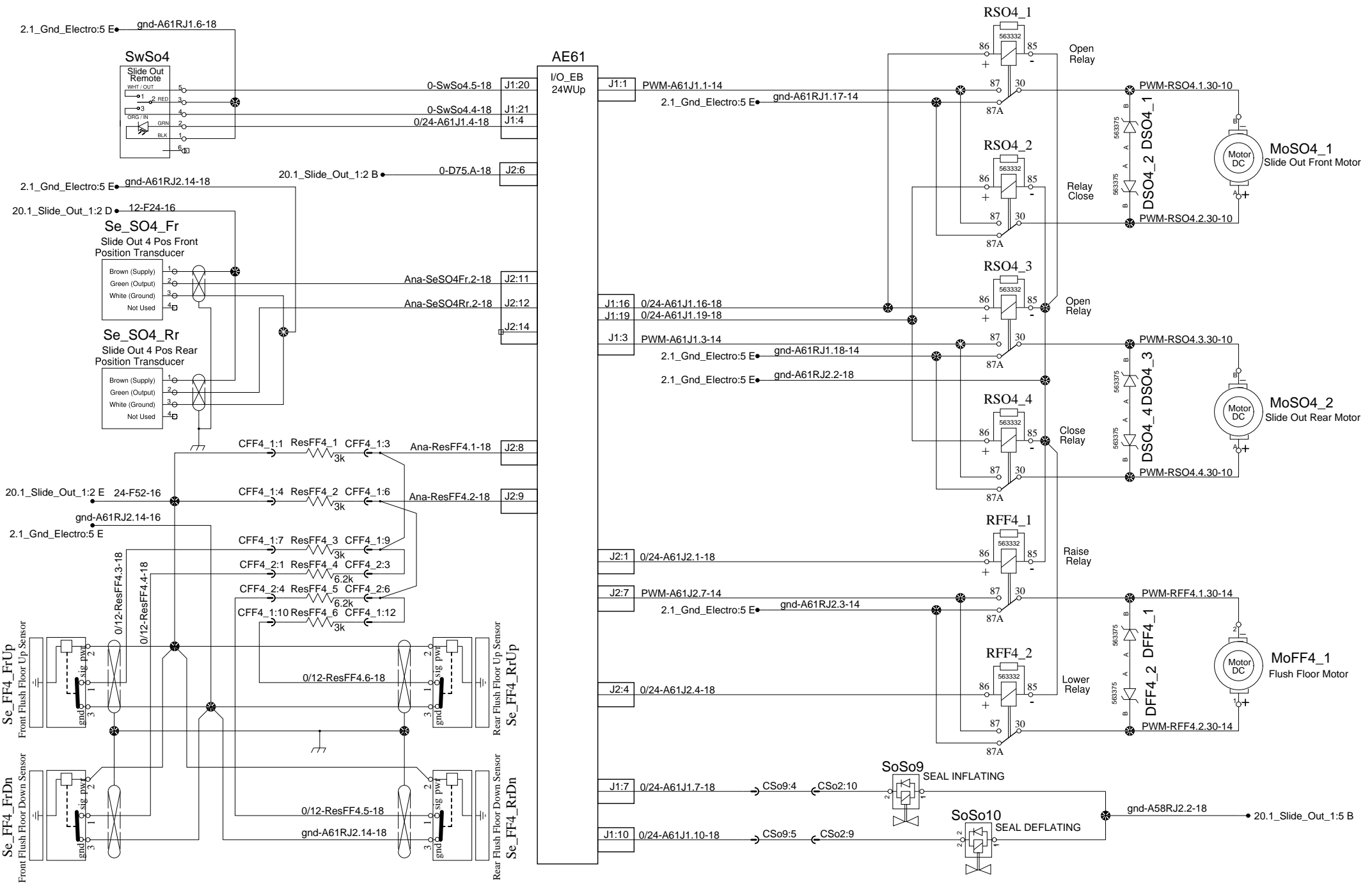


Rear left Slide Out (Option)



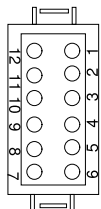


FRONT RIGHT FLUSH FLOOR SLIDE OUT OPTION



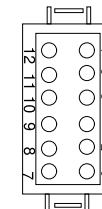
CONVERTER INTERFACE

Clnt1 (BLACK)



BACK OF CONNECTOR
PREVOST PART 563227
SOCKET TERMINALS 562482
SECONDARY LOCK 563228

Clnt2 (GREY)

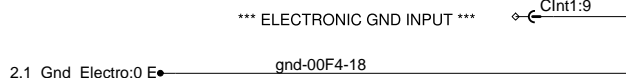
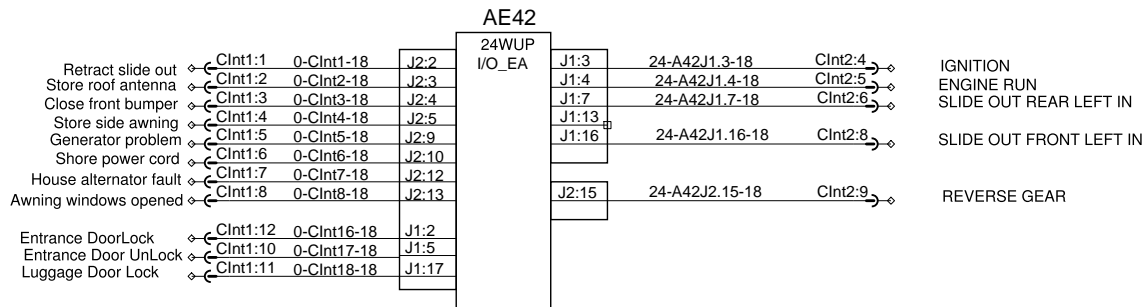
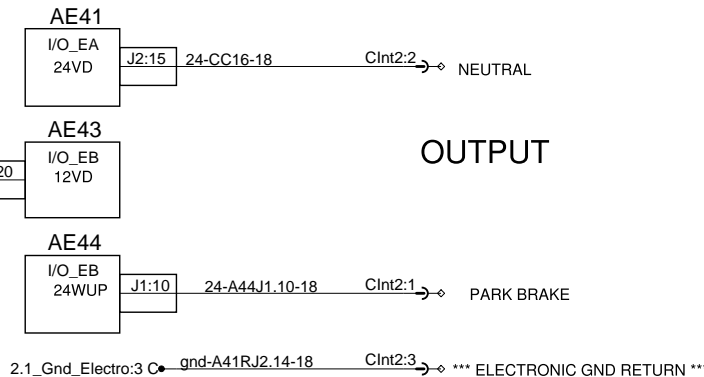


BACK OF CONNECTOR
PREVOST PART 563226
SOCKET TERMINALS 562482
SECONDARY LOCK 563228

INPUTS

Luggage Door Unlock ← Clnt2:12 0-Clnt15-18 J1:20

OUTPUT



TYPICAL CIRCUIT I/OEA

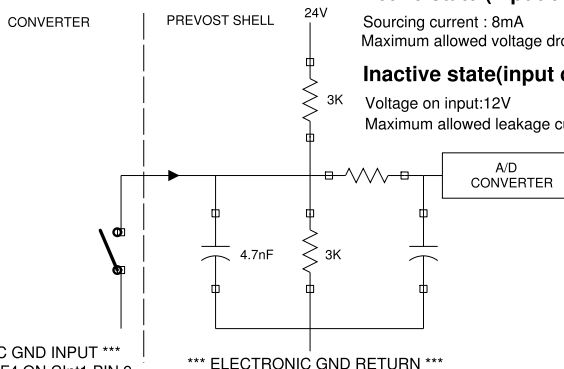
INPUT SPECIFICATION

Active state (input contact closed):

Sourcing current : 8mA
Maximum allowed voltage drop across contact: 3V

Inactive state(input contact open):

Voltage on input:12V
Maximum allowed leakage current across contact: 3ma



*** ELECTRONIC GND INPUT ***
YOU MUST USE 00F4 ON Clnt1 PIN 9

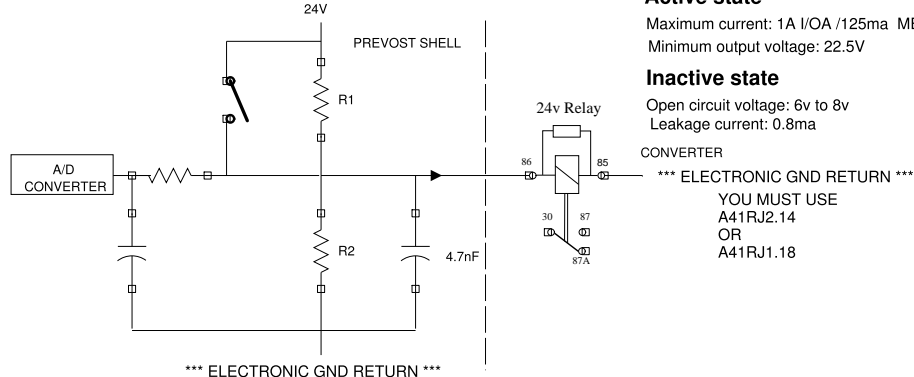
OUTPUT SPECIFICATION

Active state

Maximum current: 1A I/OA /125ma MECM
Minimum output voltage: 22.5V

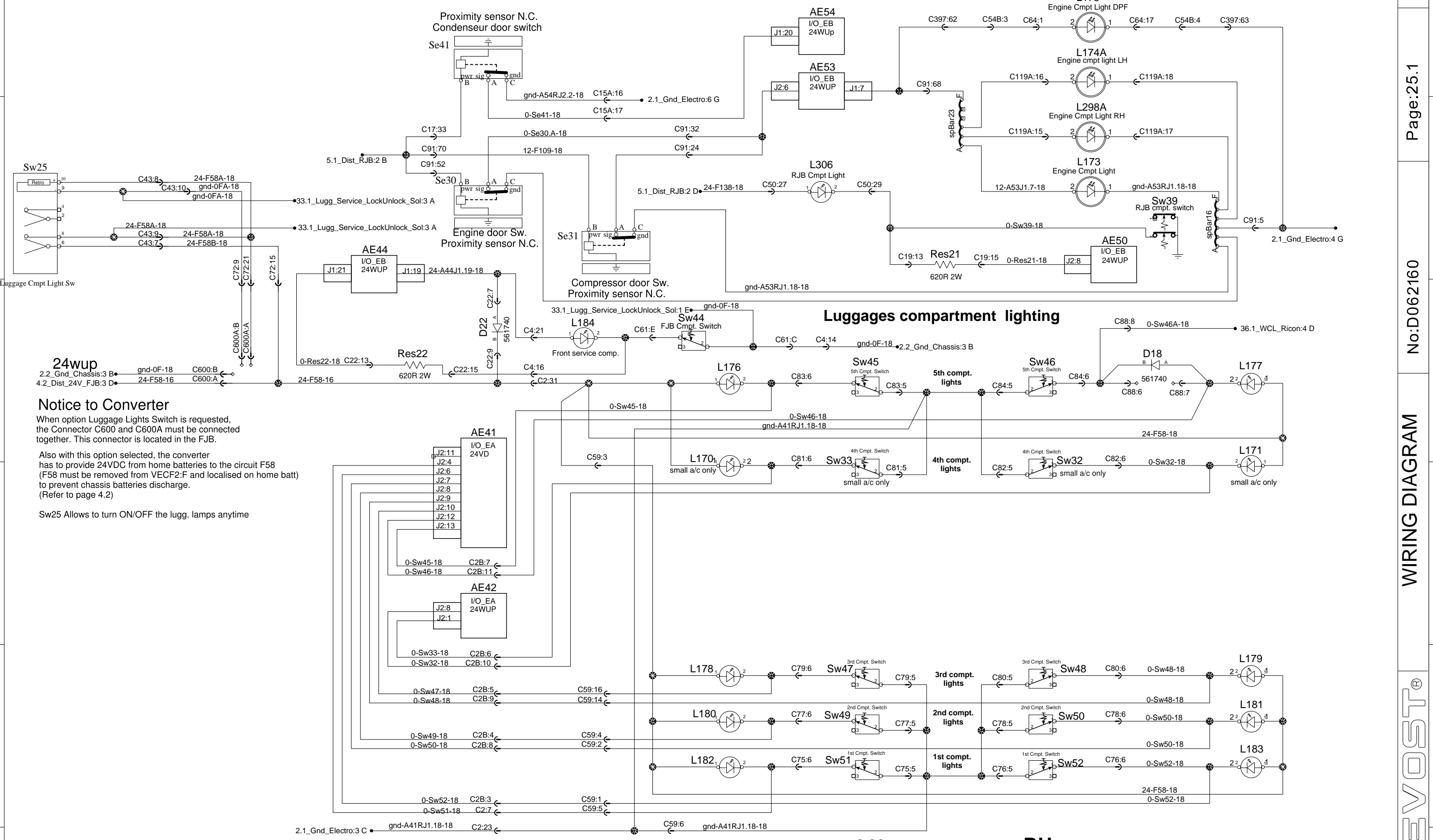
Inactive state

Open circuit voltage: 6v to 8v
Leakage current: 0.8ma



CONVERTER
*** ELECTRONIC GND RETURN ***
YOU MUST USE
A41RJ2.14
OR
A41RJ1.18

Engine and RJB compartments lighting



Notice to Converter

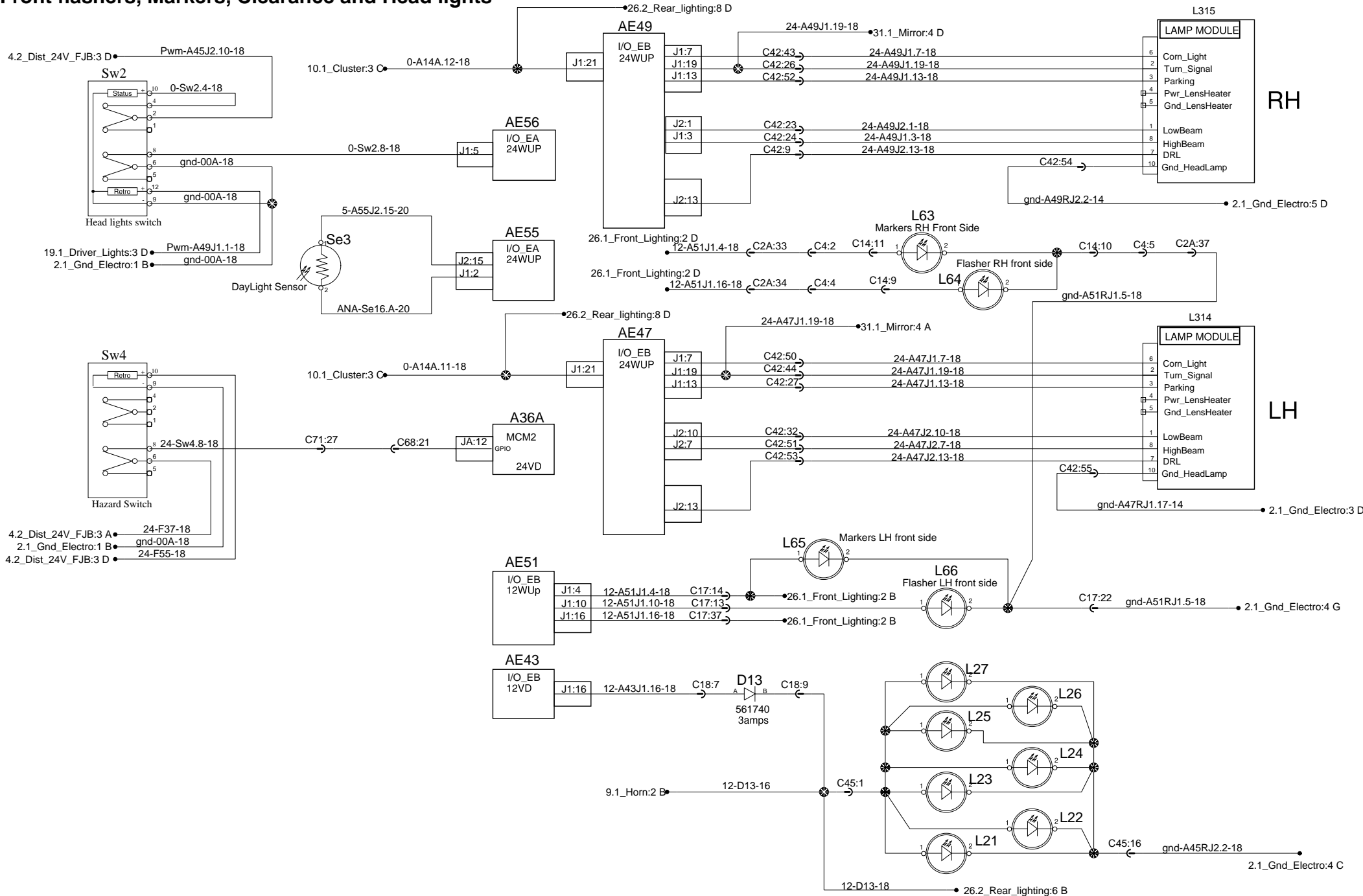
When option Luggage Lights Switch is requested, the Connector C600 and C600A must be connected together. This connector is located in the FJB.

Also with this option selected, the converter has to provide 24VDC from home batteries to the circuit F58 (F58 must be removed from VECF2:F and localised on home batt) to prevent chassis batteries discharge. (Refer to page 4.2)

Sw25 Allows to turn ON/OFF the lugg. lamps anytime

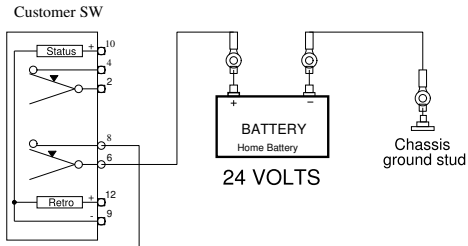
LH RH

Front flashers, Markers, Clearance and Head lights

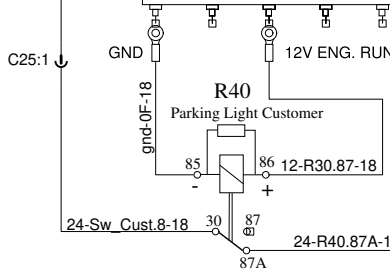


Parking Lights activated with converter batteries SNAKE

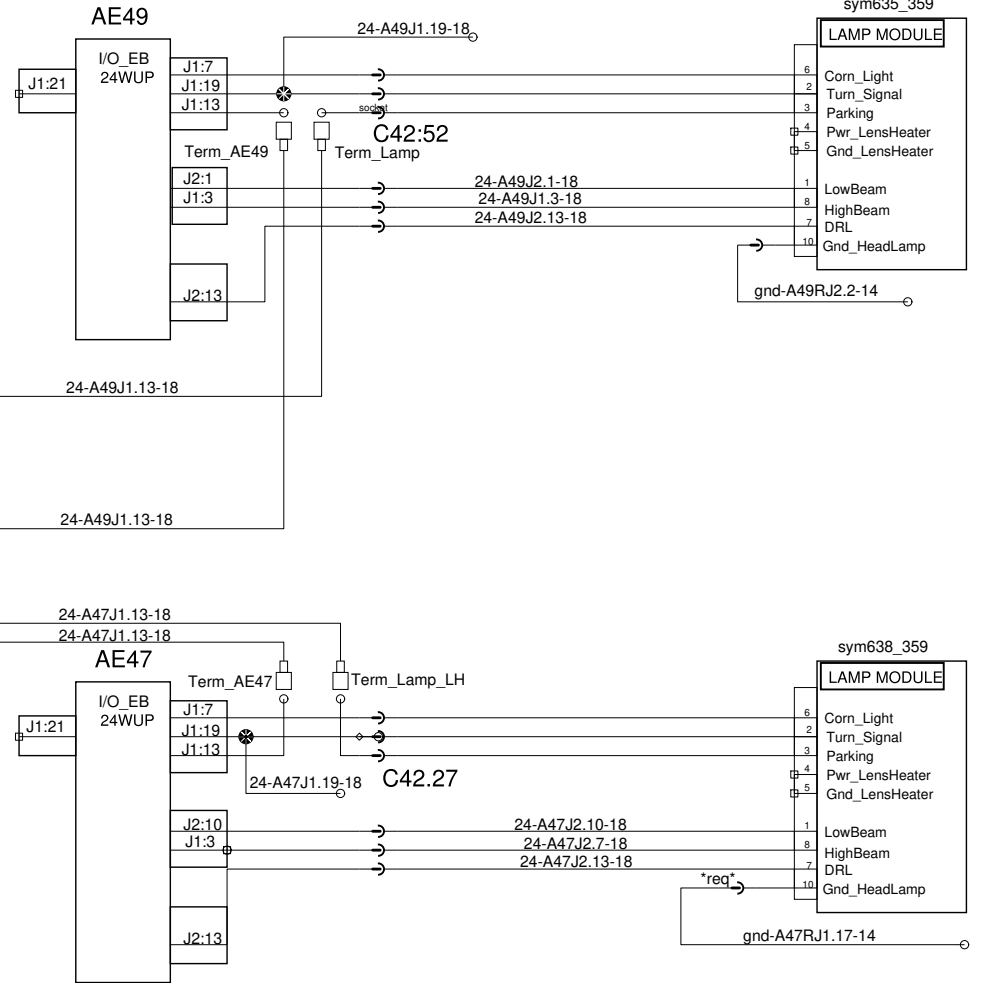
Provided and located by customer



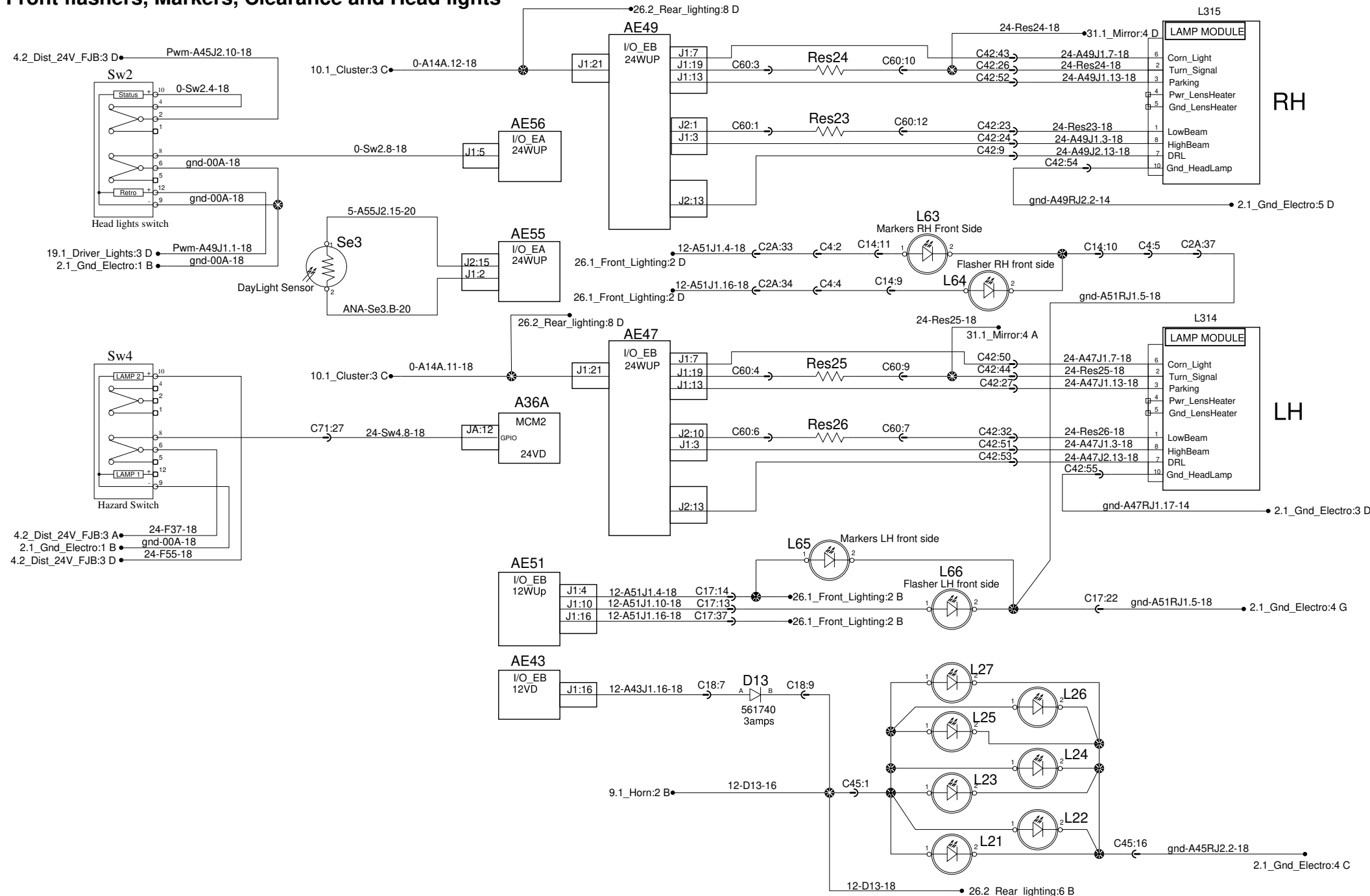
Terminals strip 5 pos.



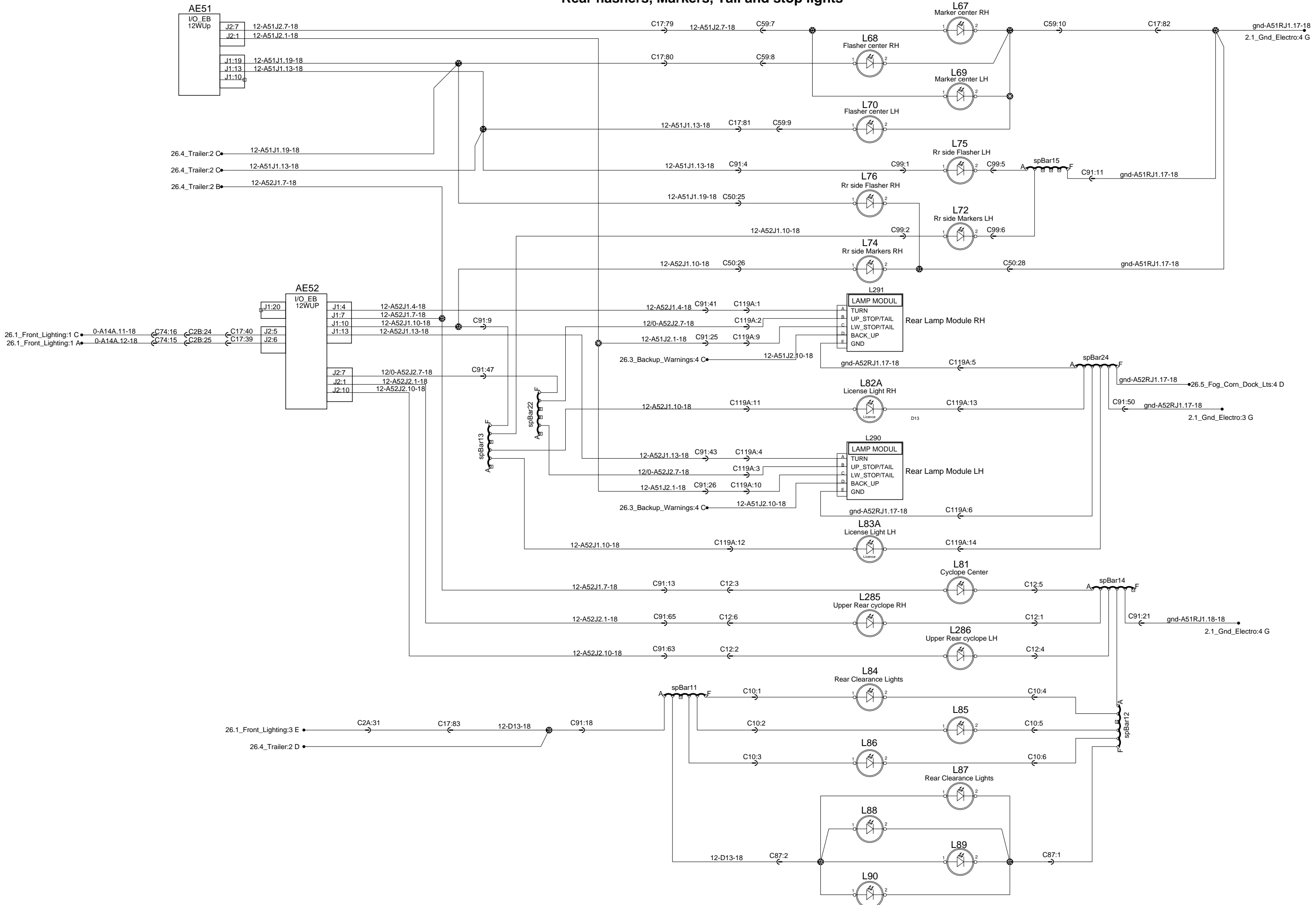
Referer to page 26.1 for all details



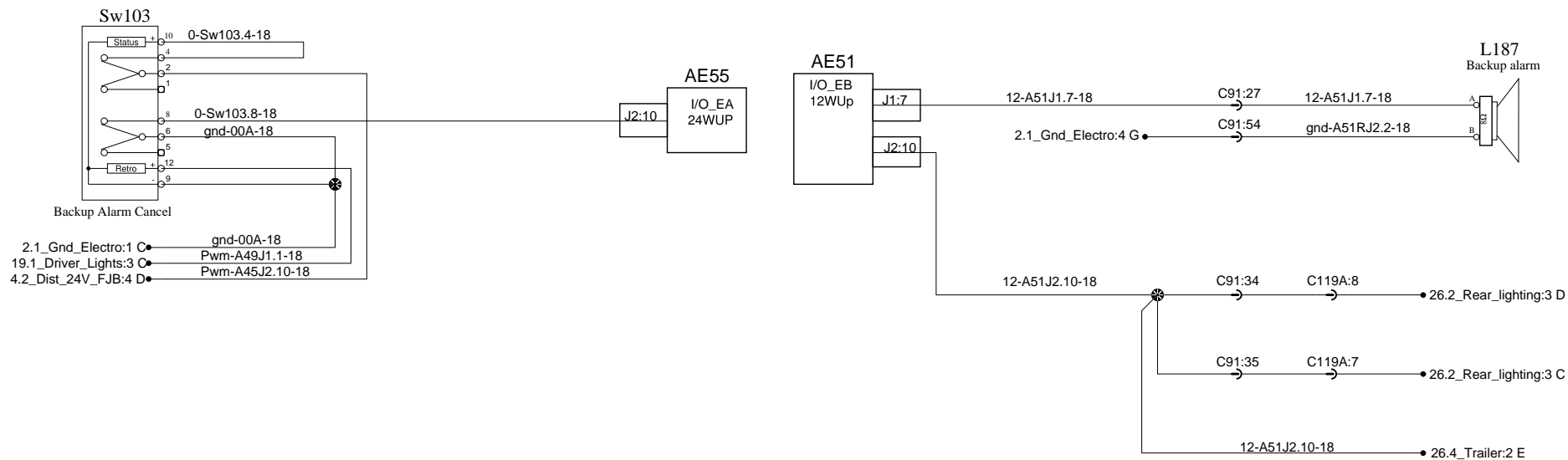
Front flashers, Markers, Clearance and Head lights



Rear flashers, Markers, Tail and stop lights

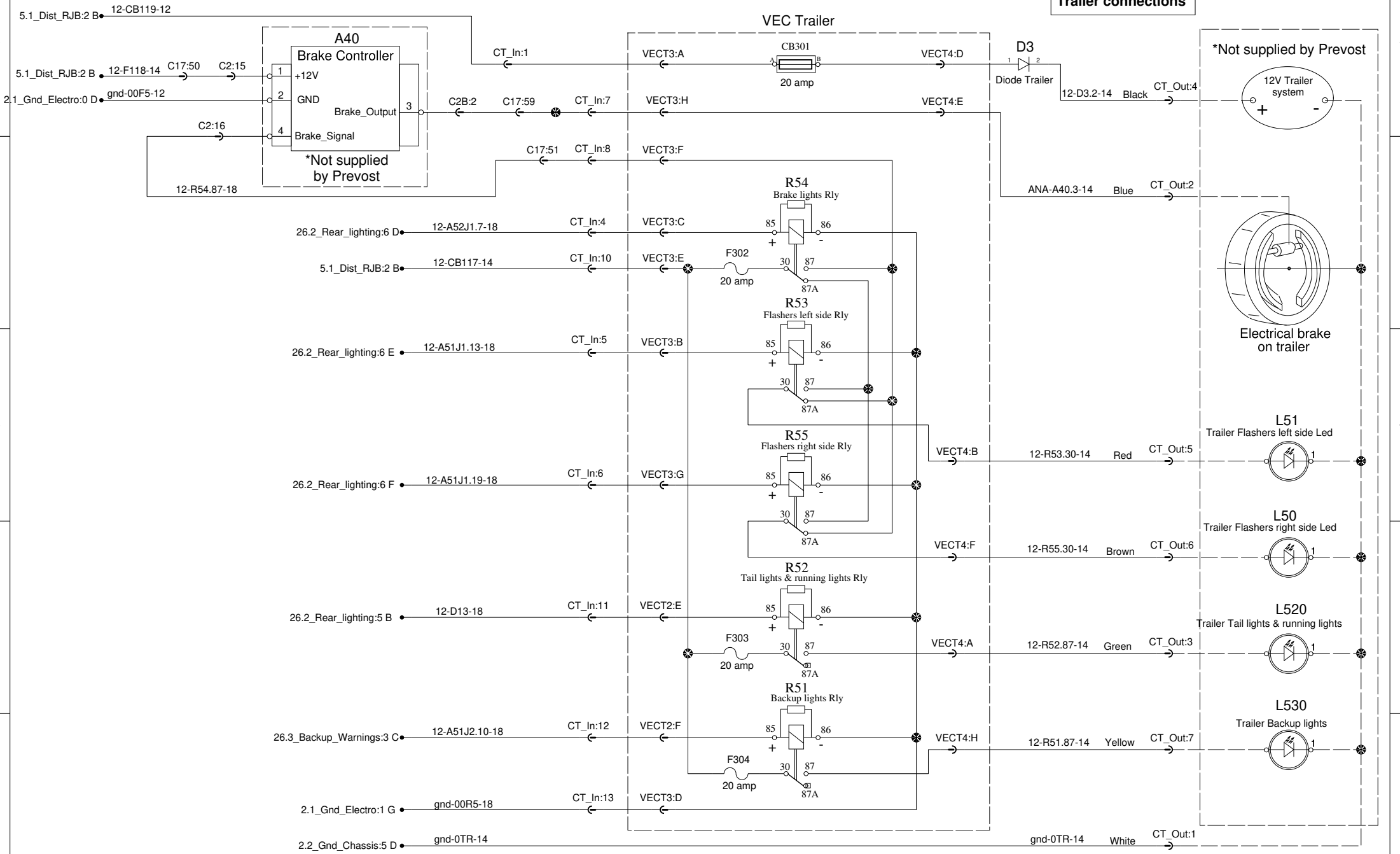


Backup warnings

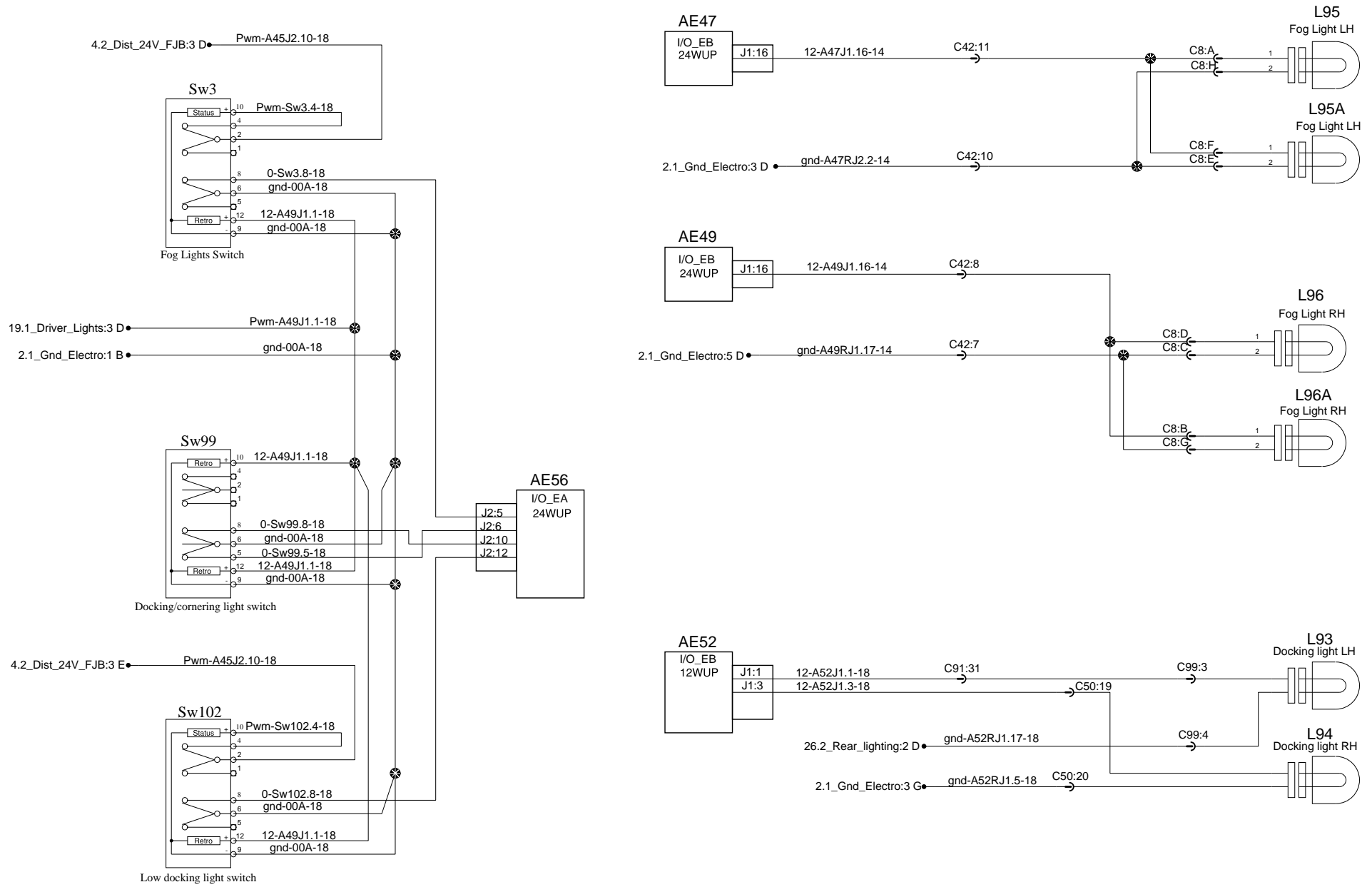


Trailer interface

7-way RV style Trailer connections



Cornering and Fog lights



0

1

2

3

4

Windows ajar

Luggages compt. 1 Luggages compt. 2

Luggages compt. 5

RH

Luggages compt. 4

Luggages compt. 3

Luggages compt. 4

LH

Luggages compt. 1

Luggages compt. 5

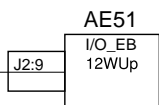
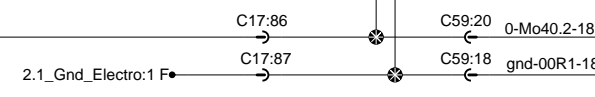
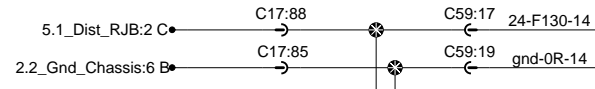
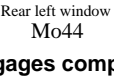
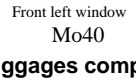
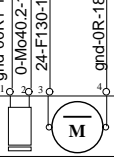
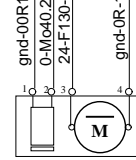
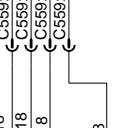
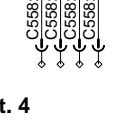
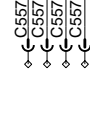
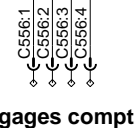
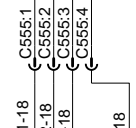
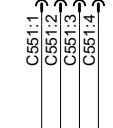
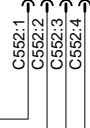
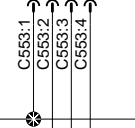
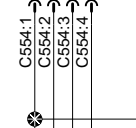
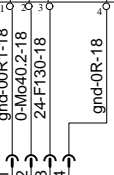
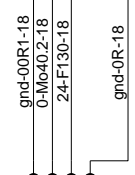
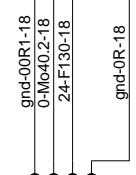
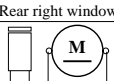
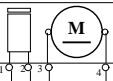
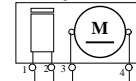
Mo58
Front right window

Mo10
windows

Mo56
Rear right window

Mo40
Front left window

Mo44
Rear left window



0

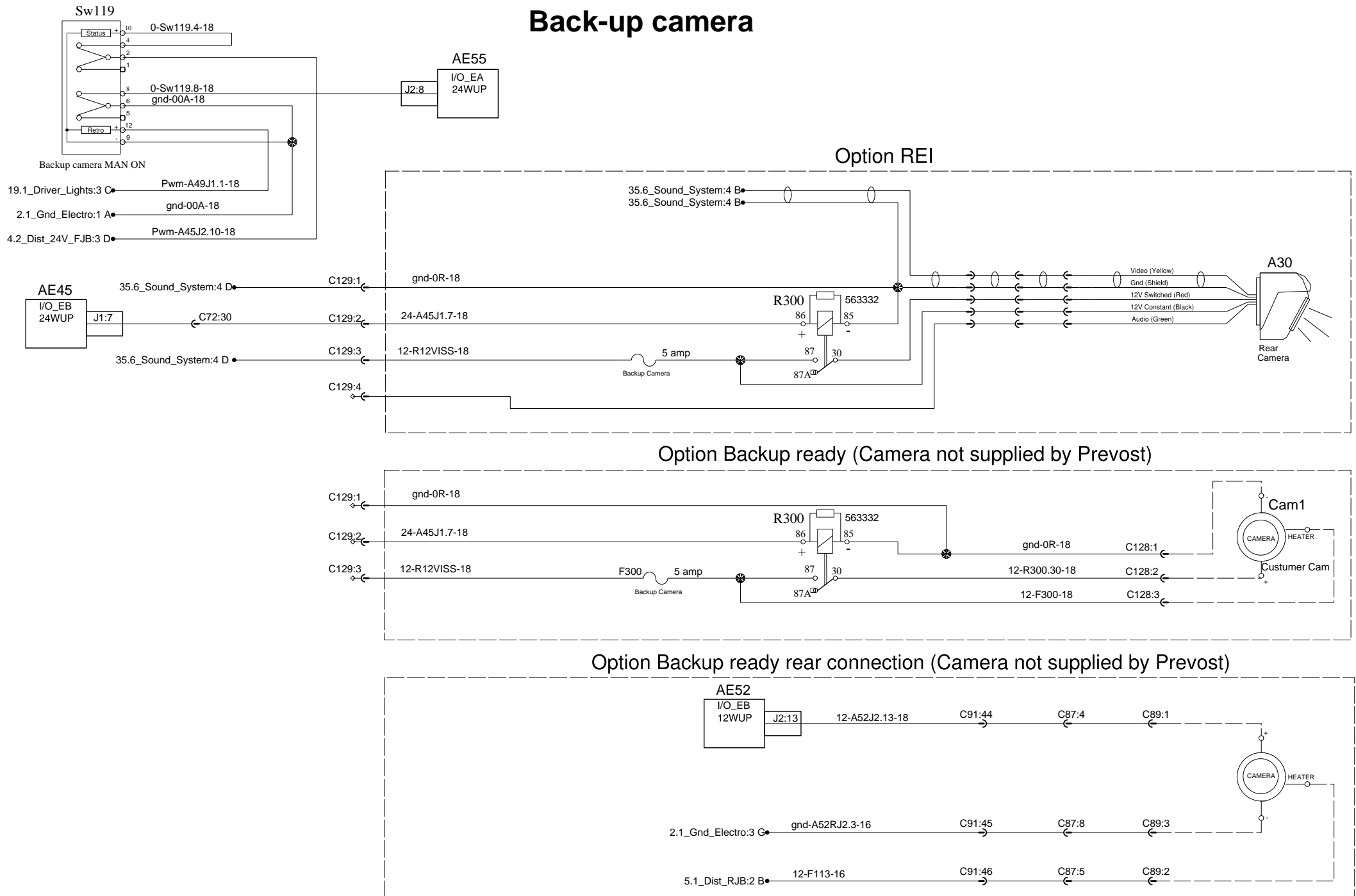
1

2

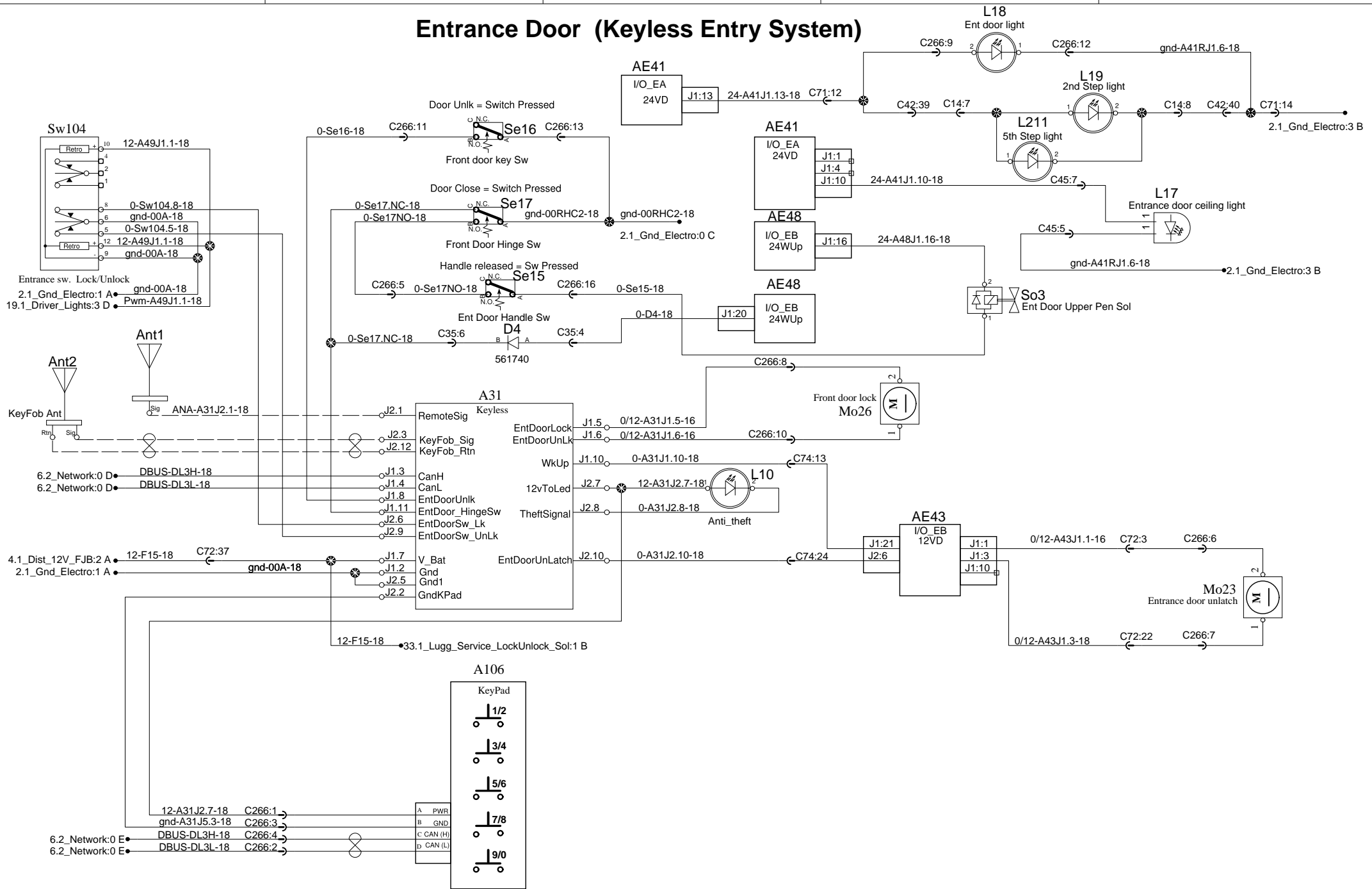
3

4

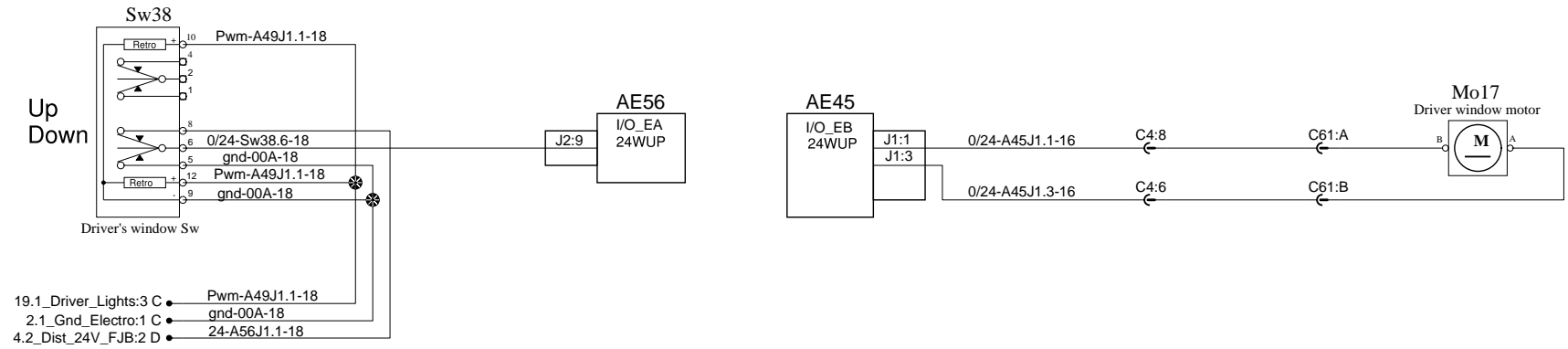
Back-up camera



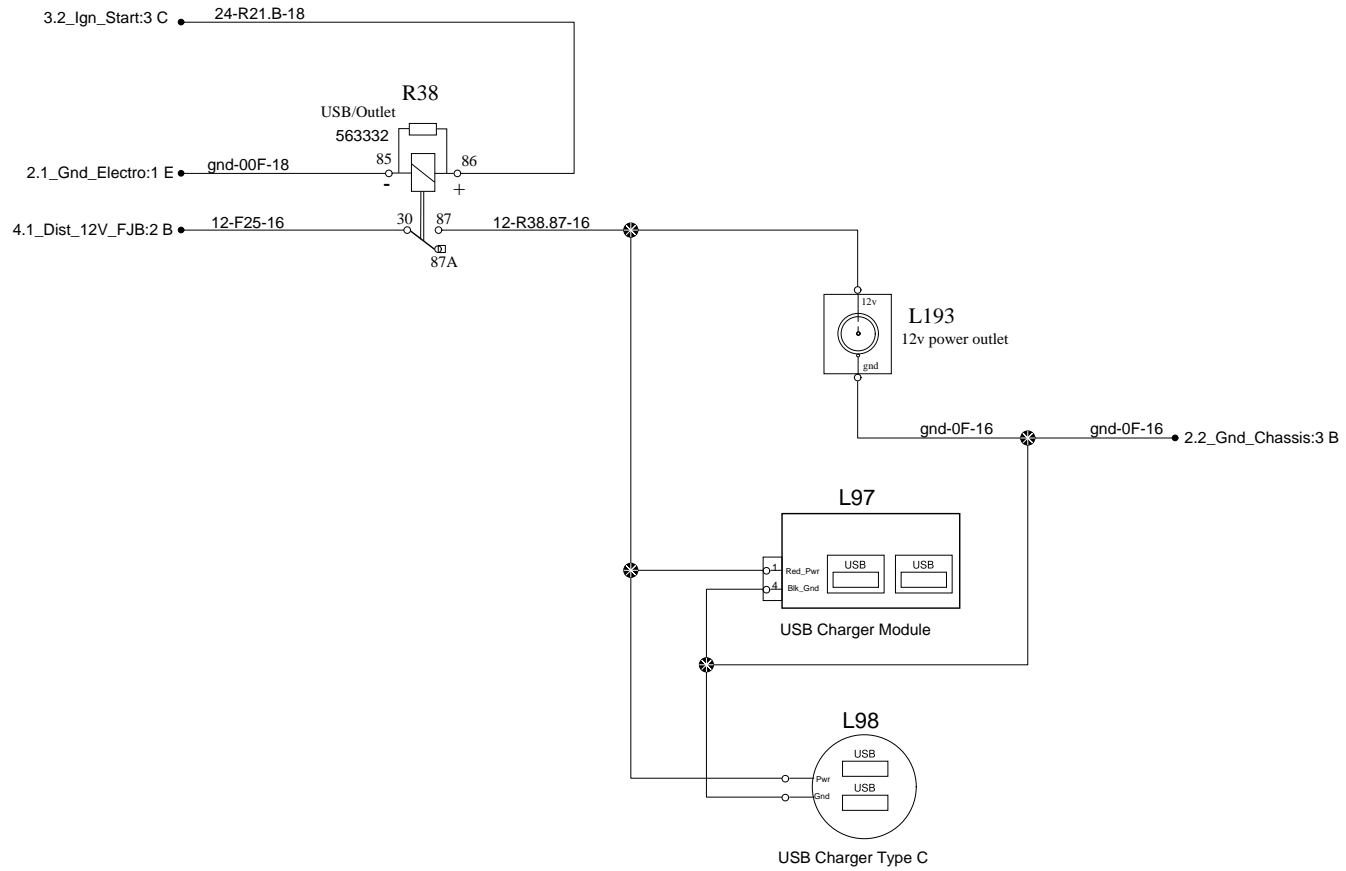
Entrance Door (Keyless Entry System)



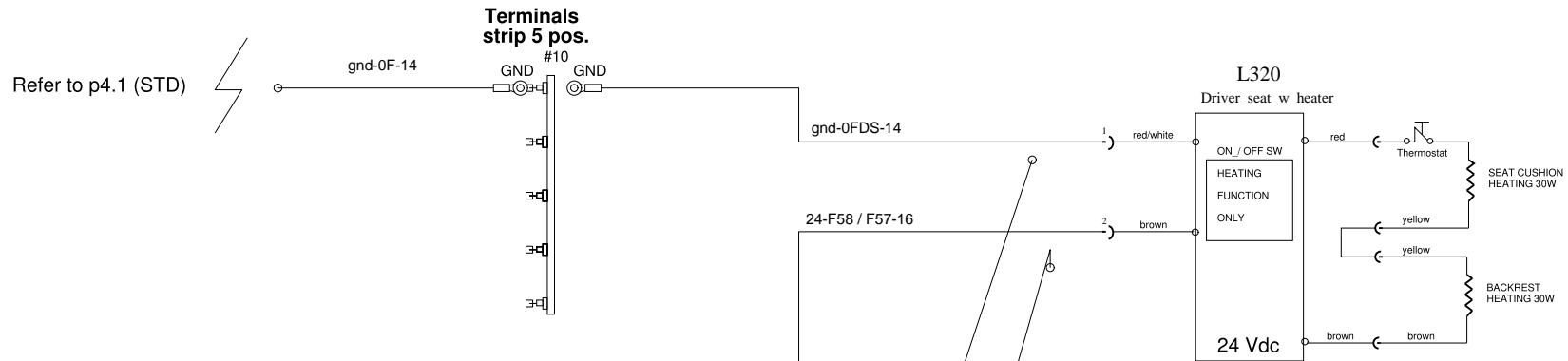
Driver Window



12V Outlets and USB Charger



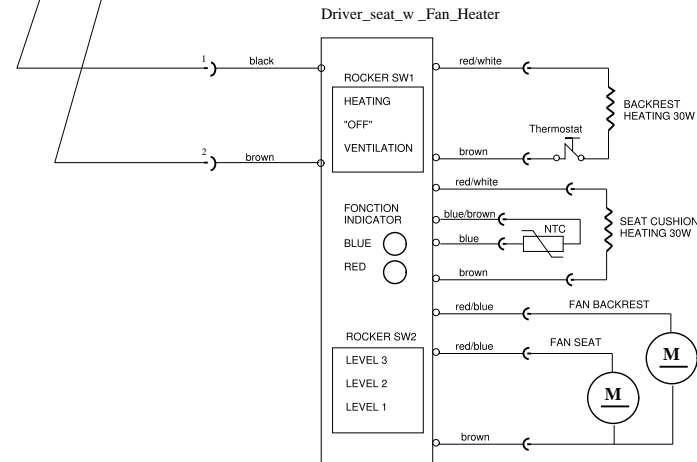
Driver seat with heating function



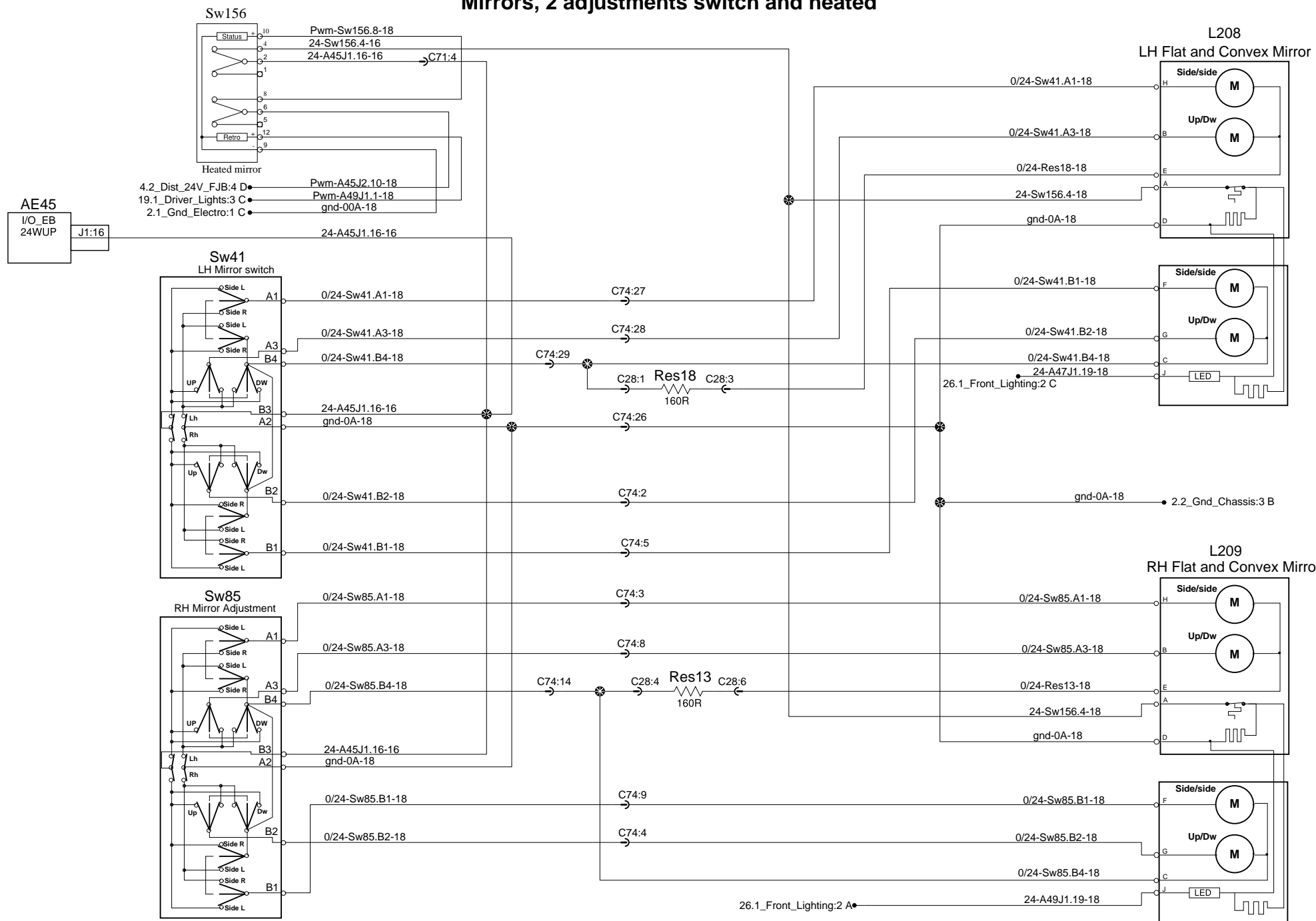
Refer to p4.2 (STD)

TO :
VECF2:F
RED Connector

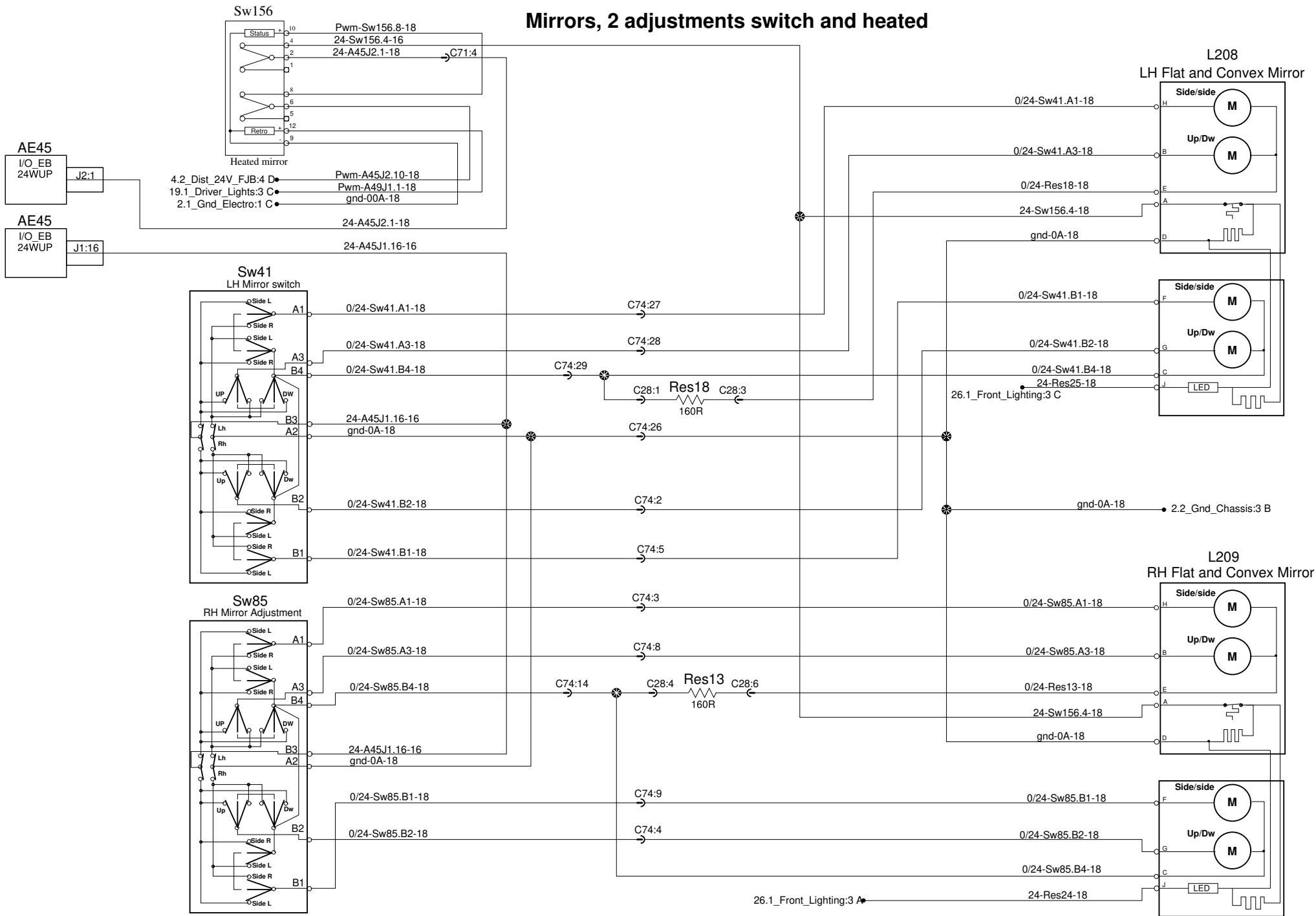
OR



Mirrors, 2 adjustments switch and heated

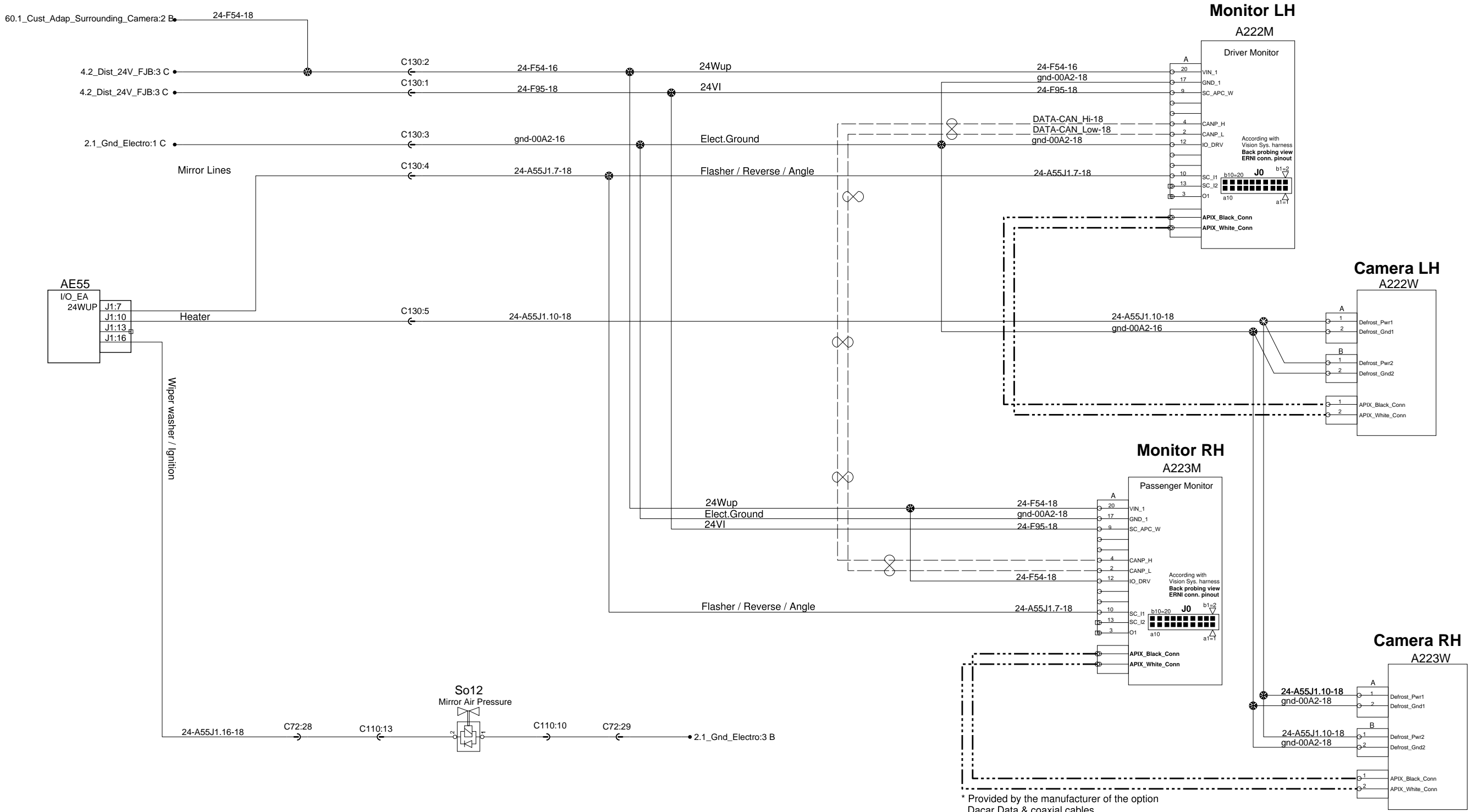


Mirrors, 2 adjustments switch and heated



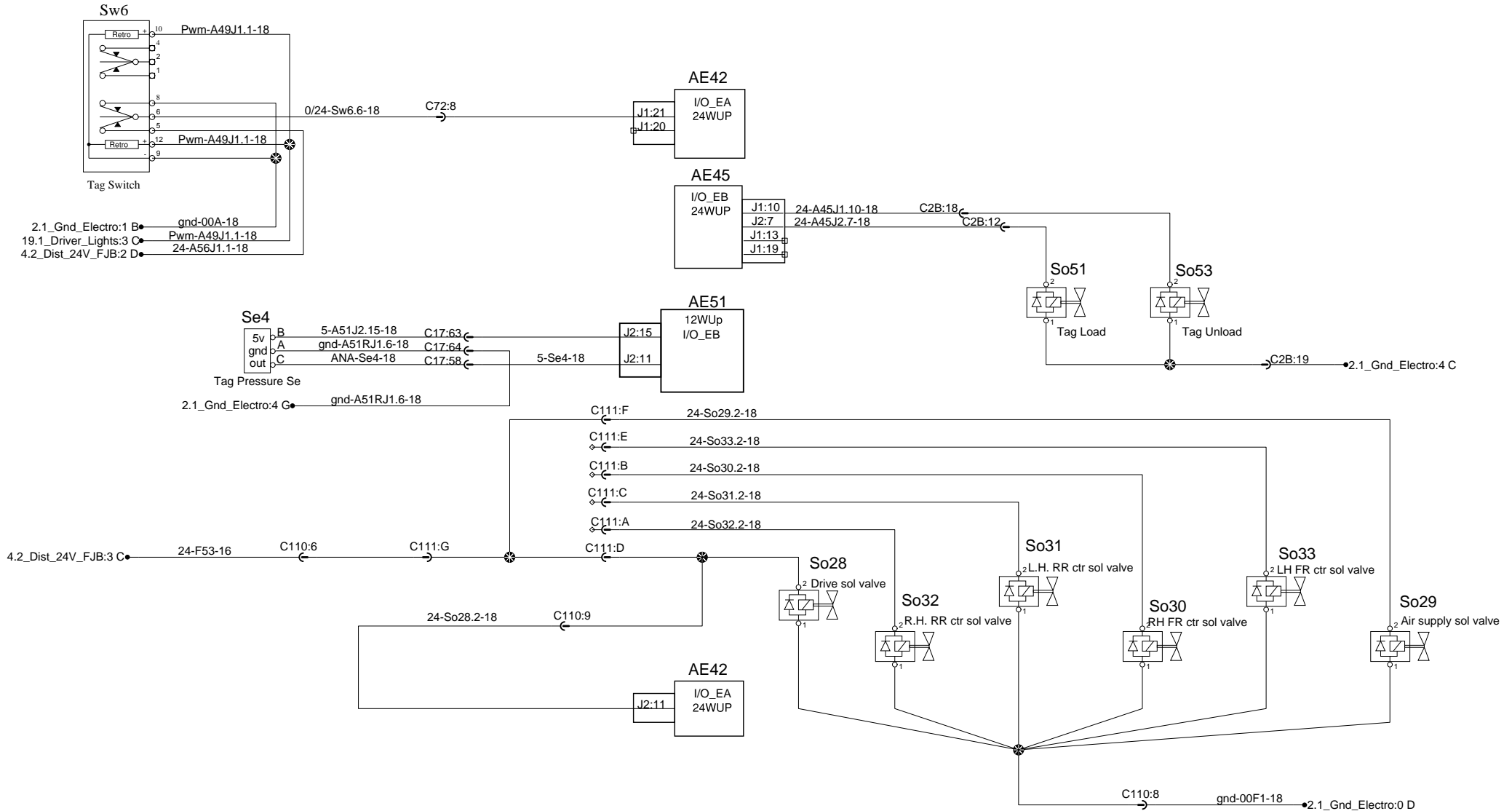
Electronic Mirrors (eMirrors)

Info: Mirrors remains ON about 2 minutes after Ignition key turn OFF

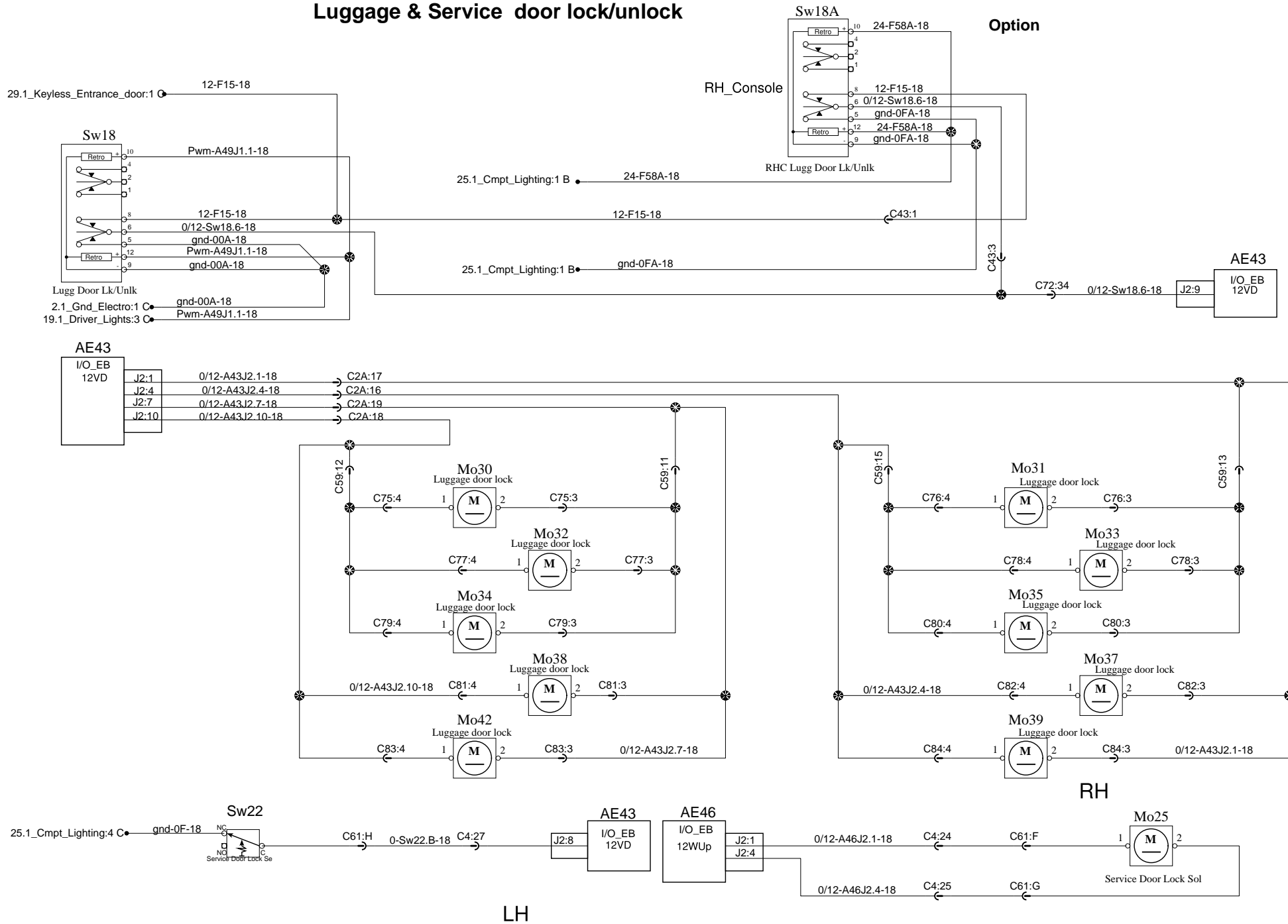


* Provided by the manufacturer of the option Dacar Data & coaxial cables

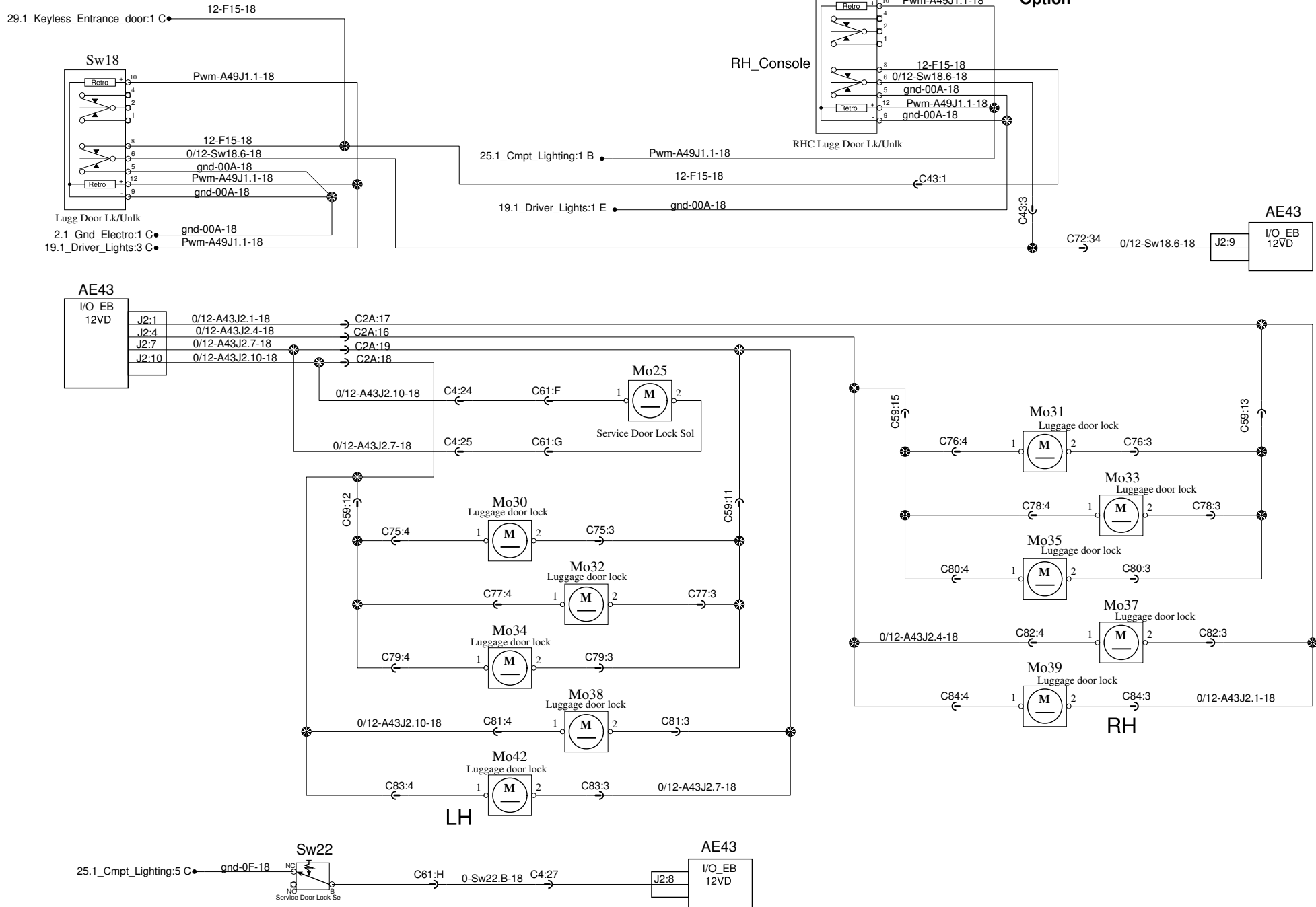
Tag and Level low Valid Ready



Luggage & Service door lock/unlock

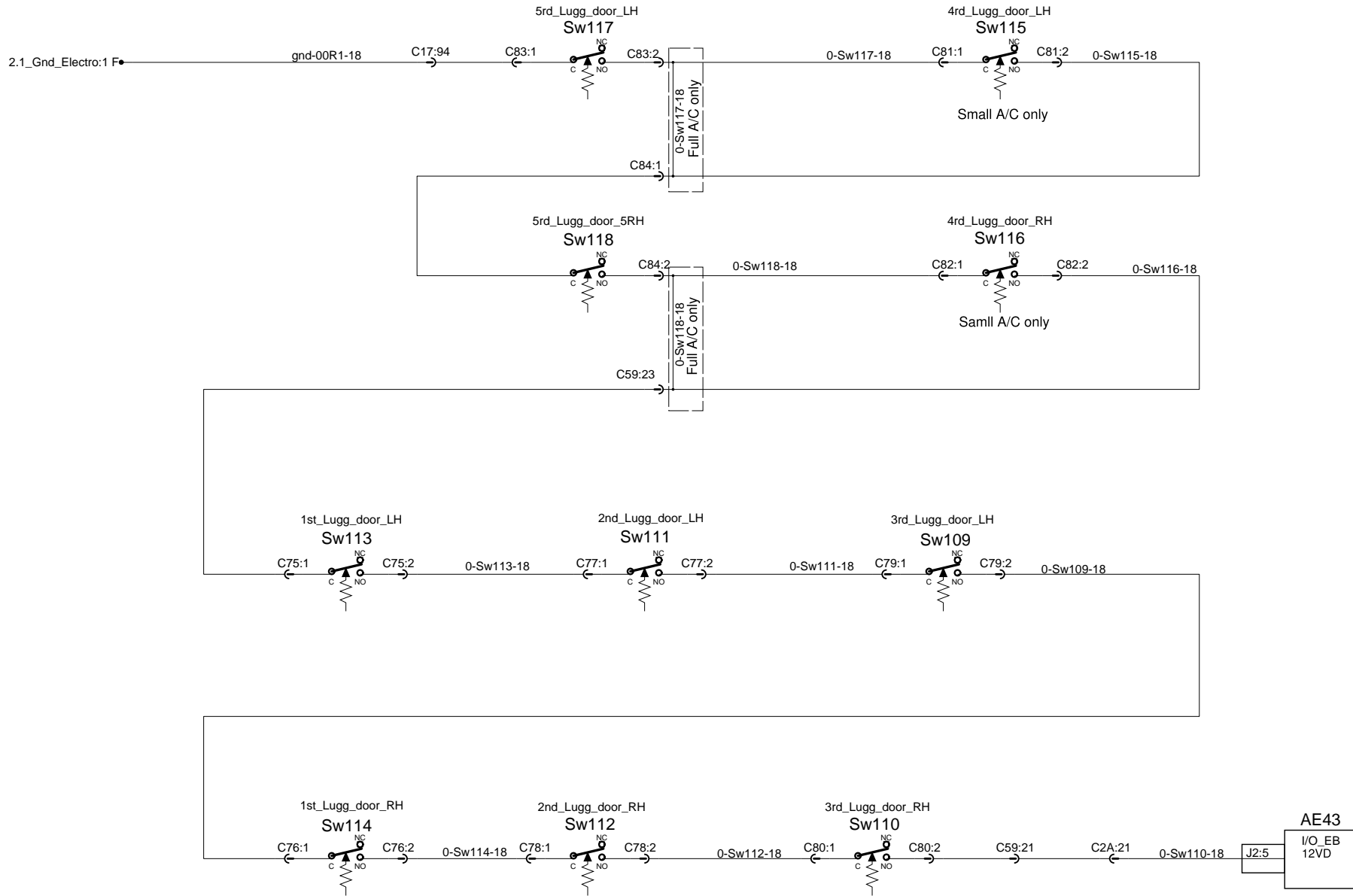


Luggage & Service door lock/unlock

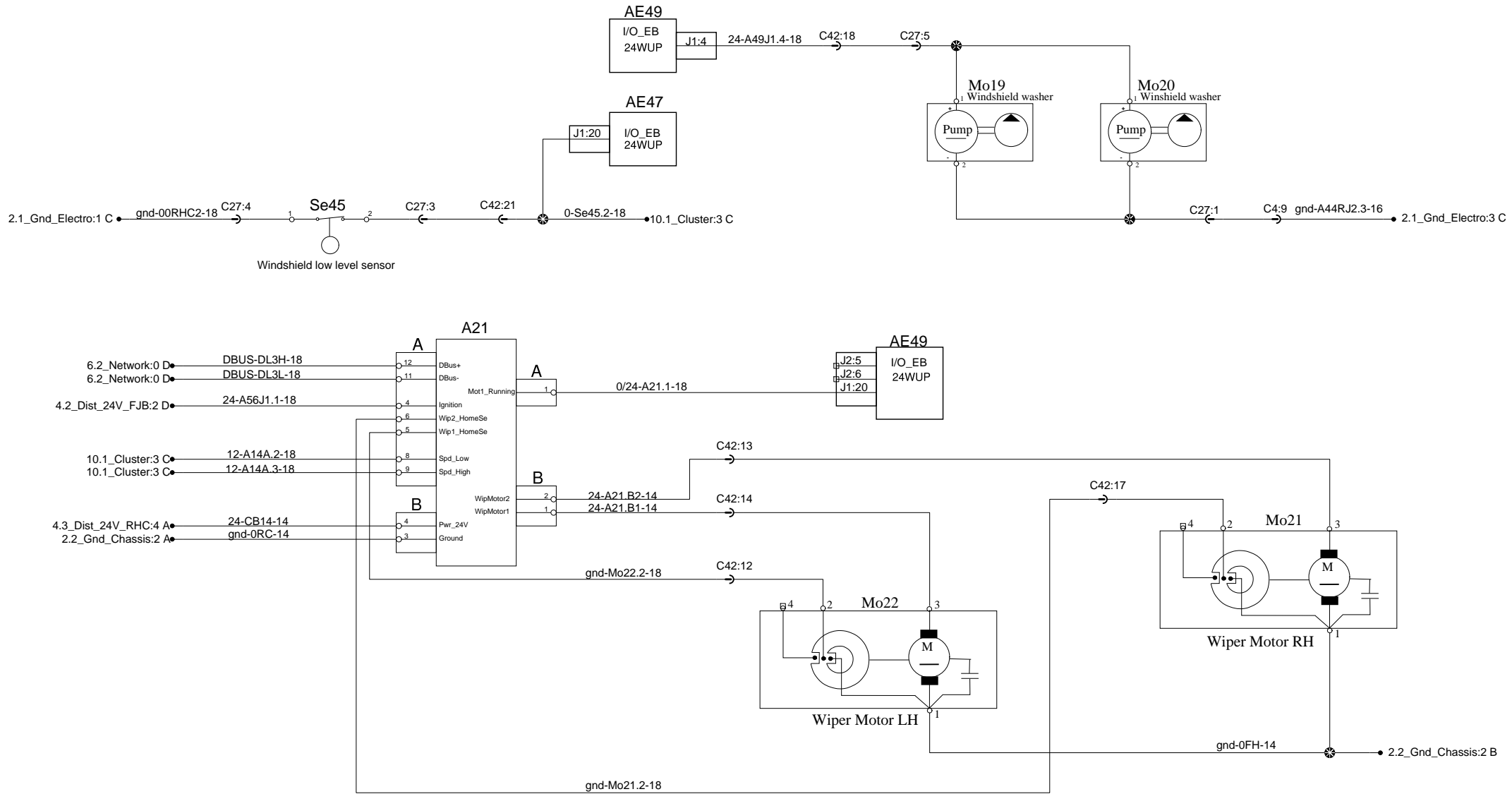


Luggage Doors Unlock Sensors

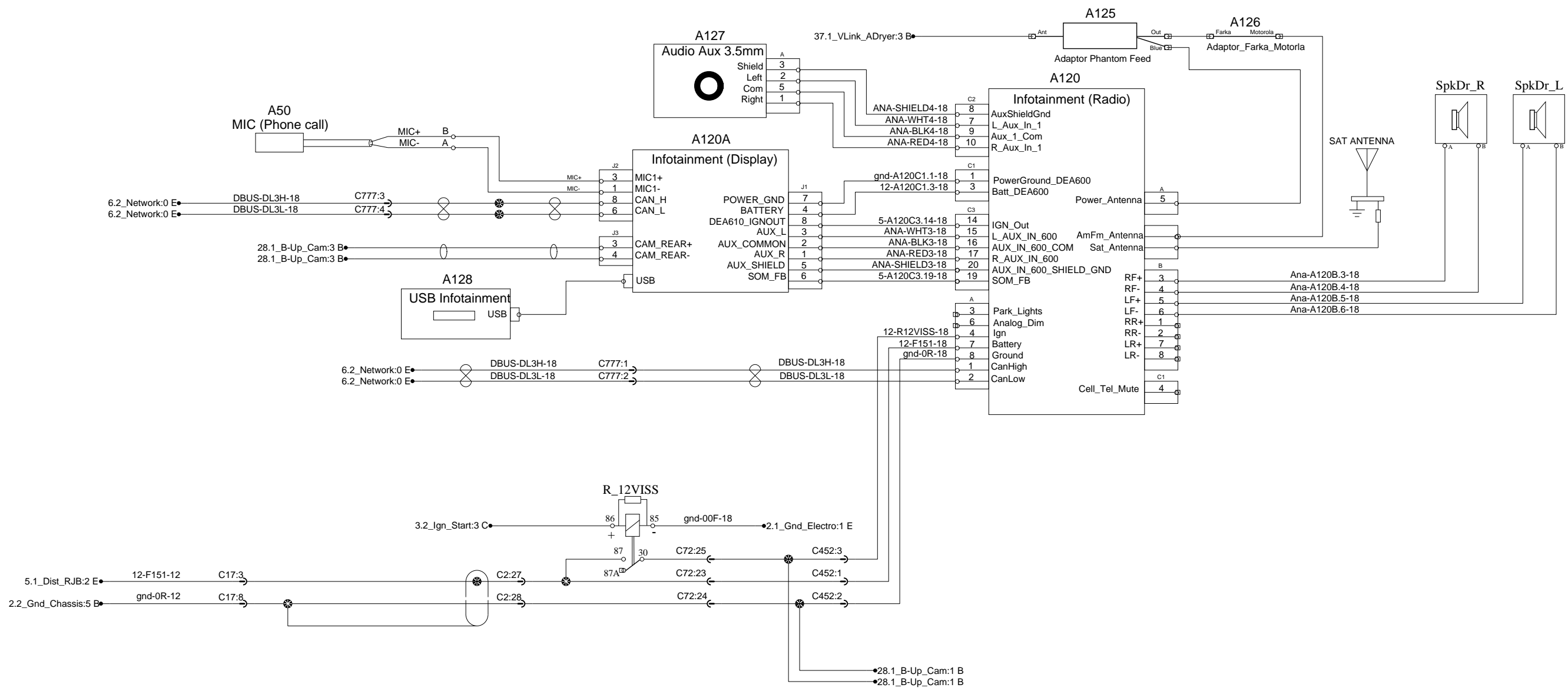
(Switch closed=door locked)



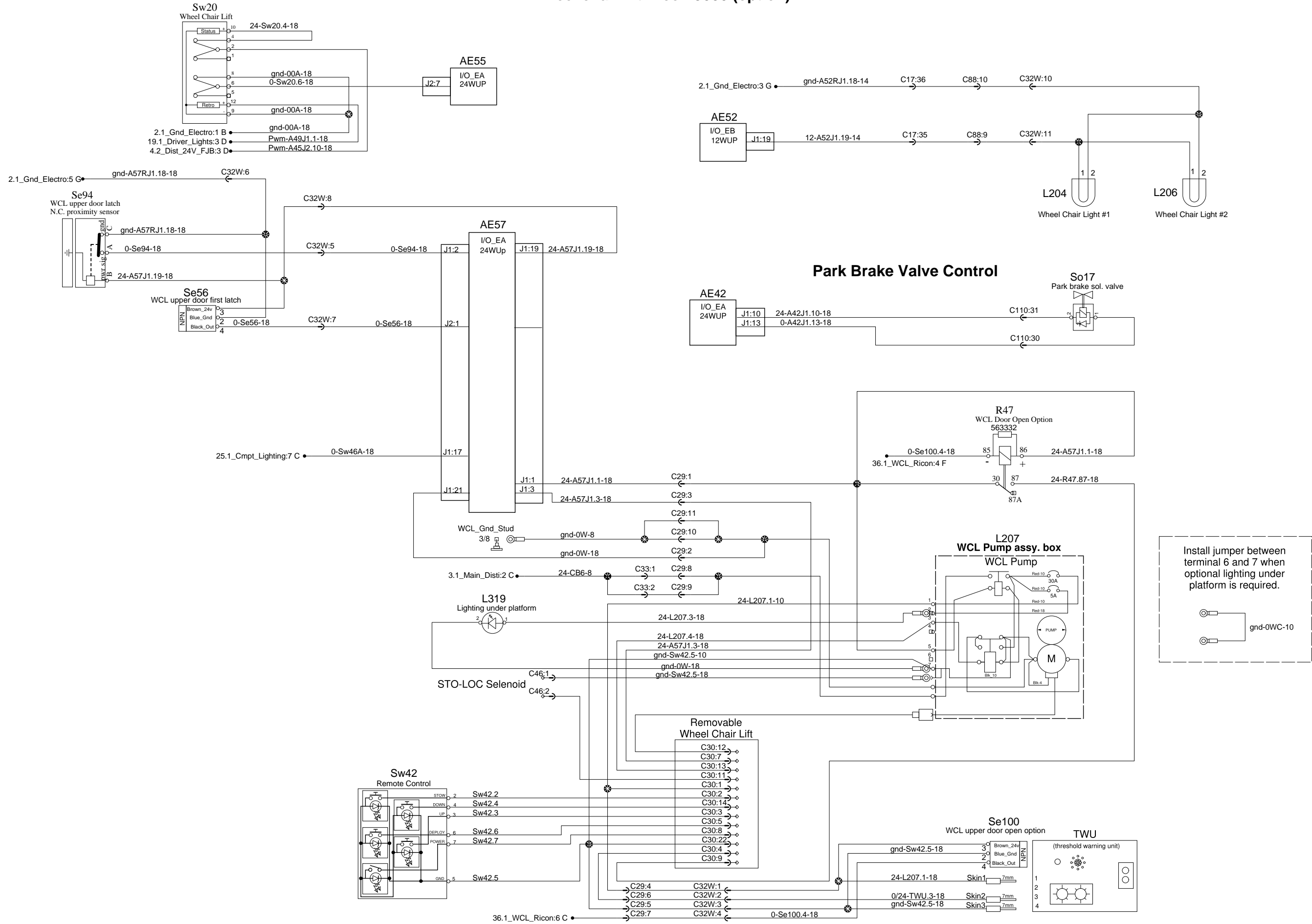
Wipers and washer



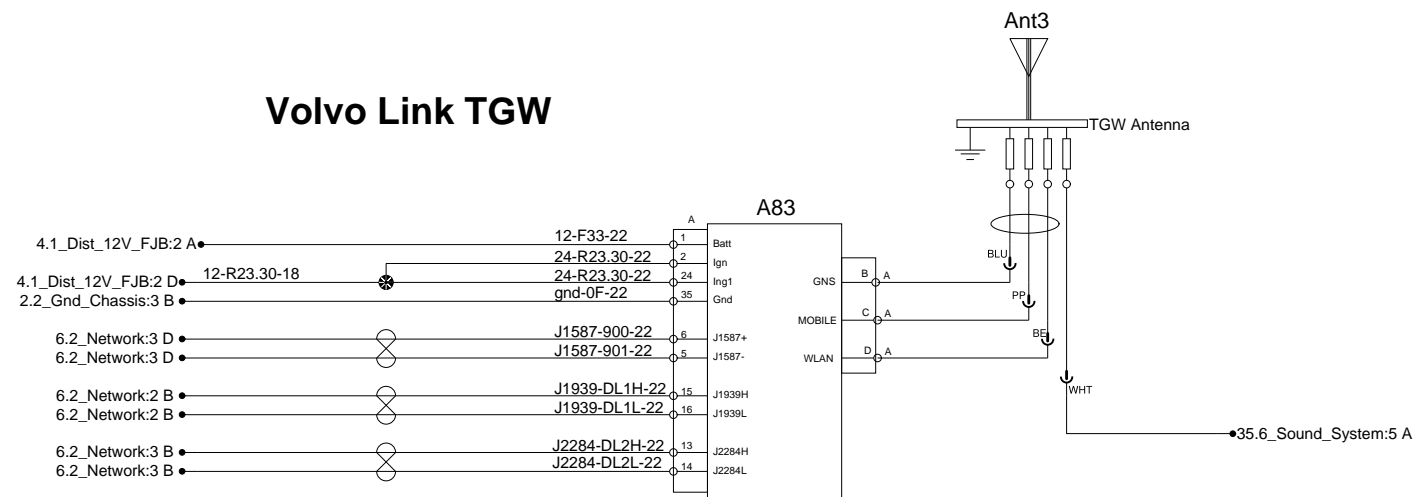
SOUND SYSTEM




Wheel chair lift Ricon 9000 (option)



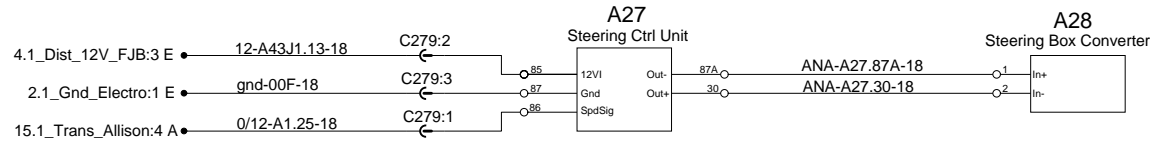
Volvo Link TGW



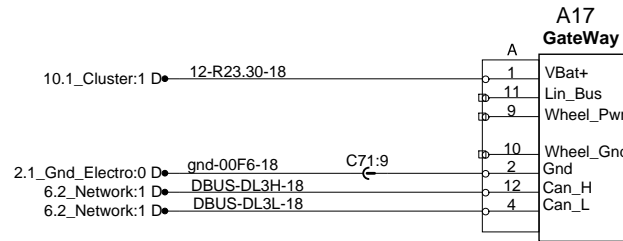
Air Dryer Electric Control and Heater



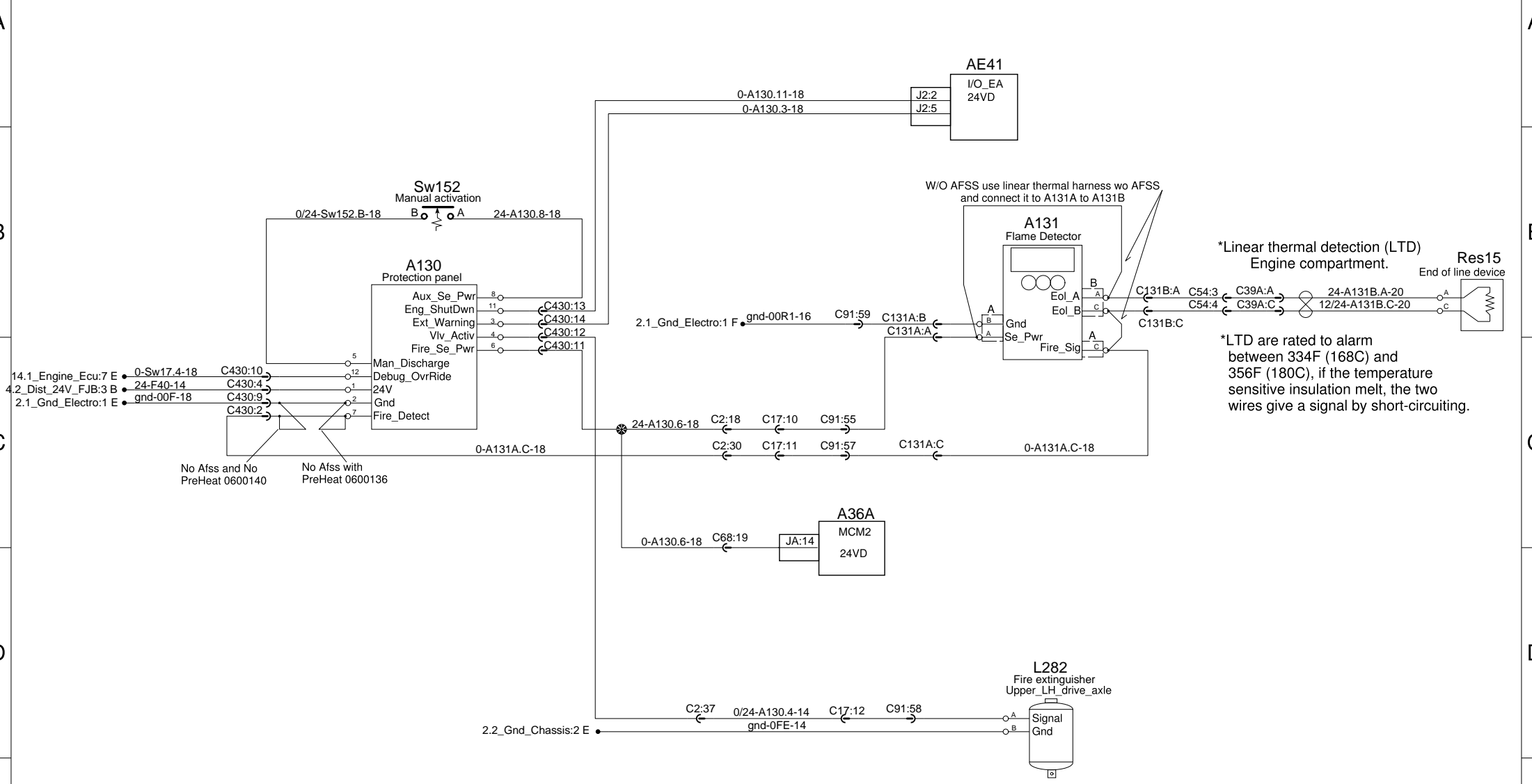
ZF Steering control



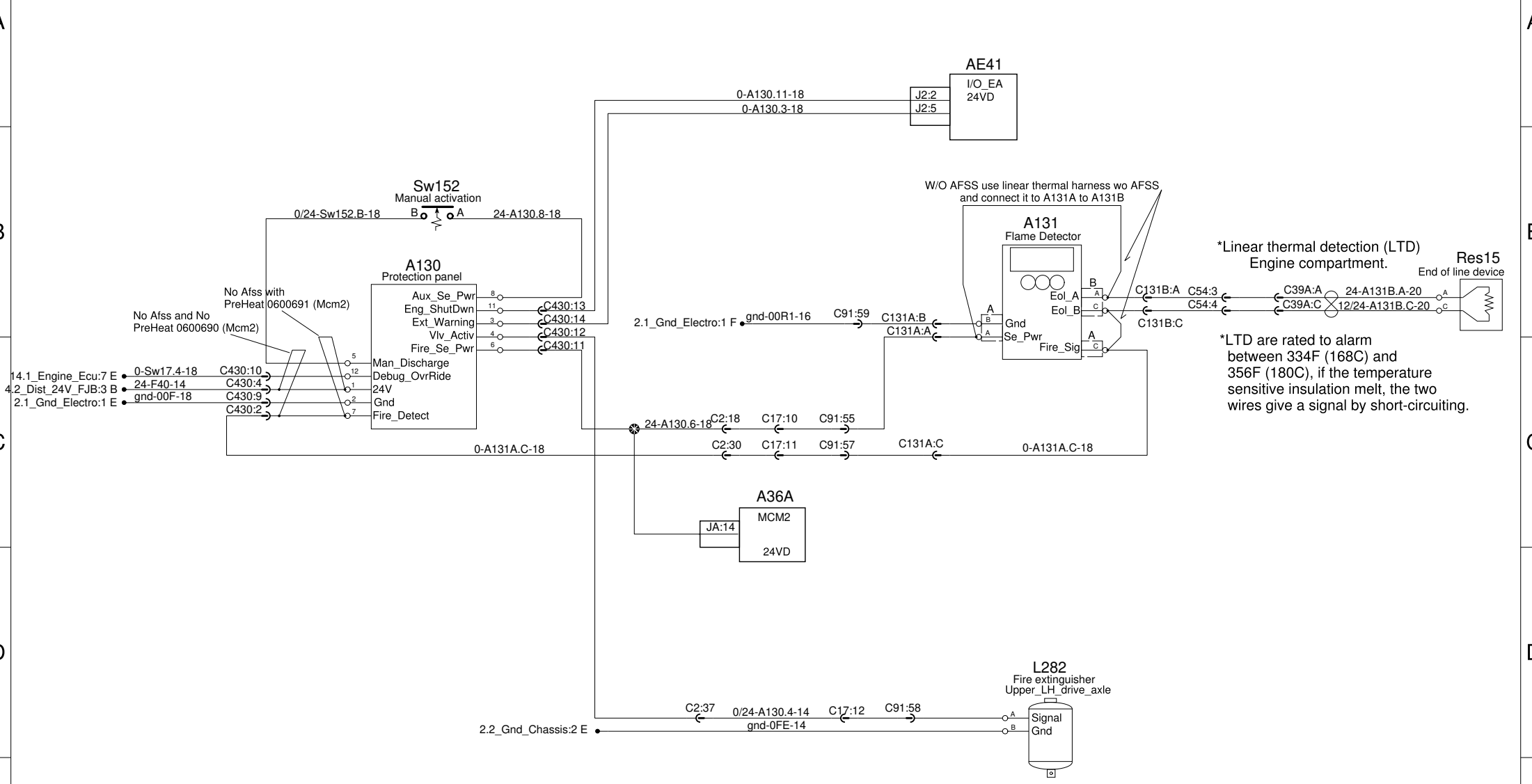
Gateway for Radio



Automatic fire suppression system



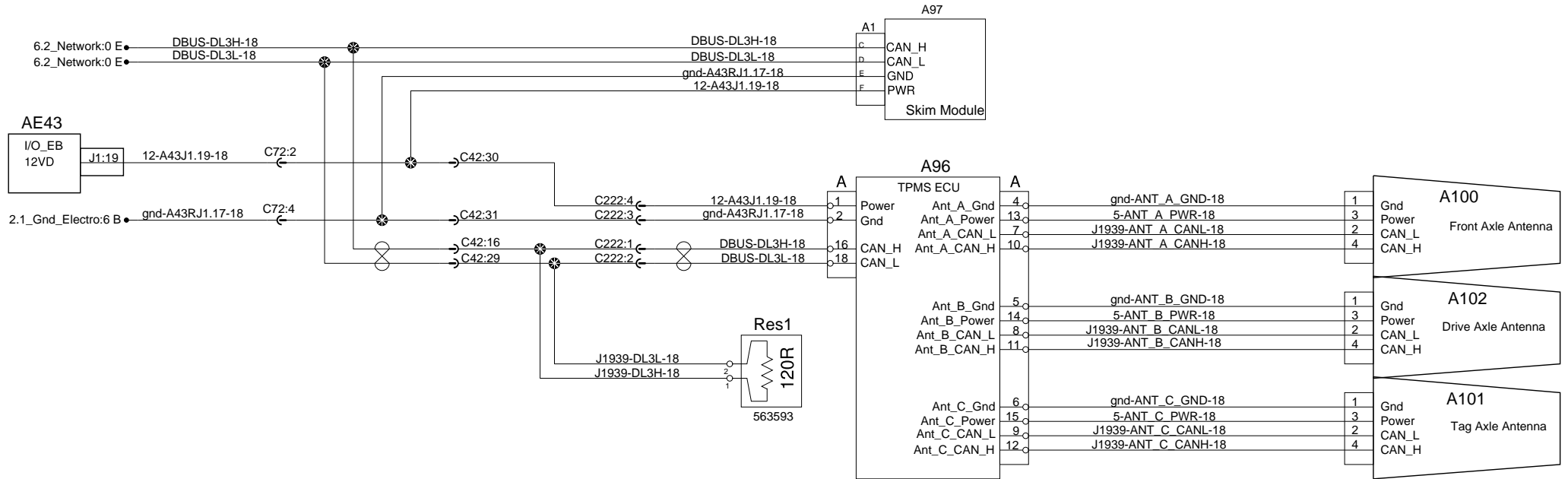
Automatic fire suppression system



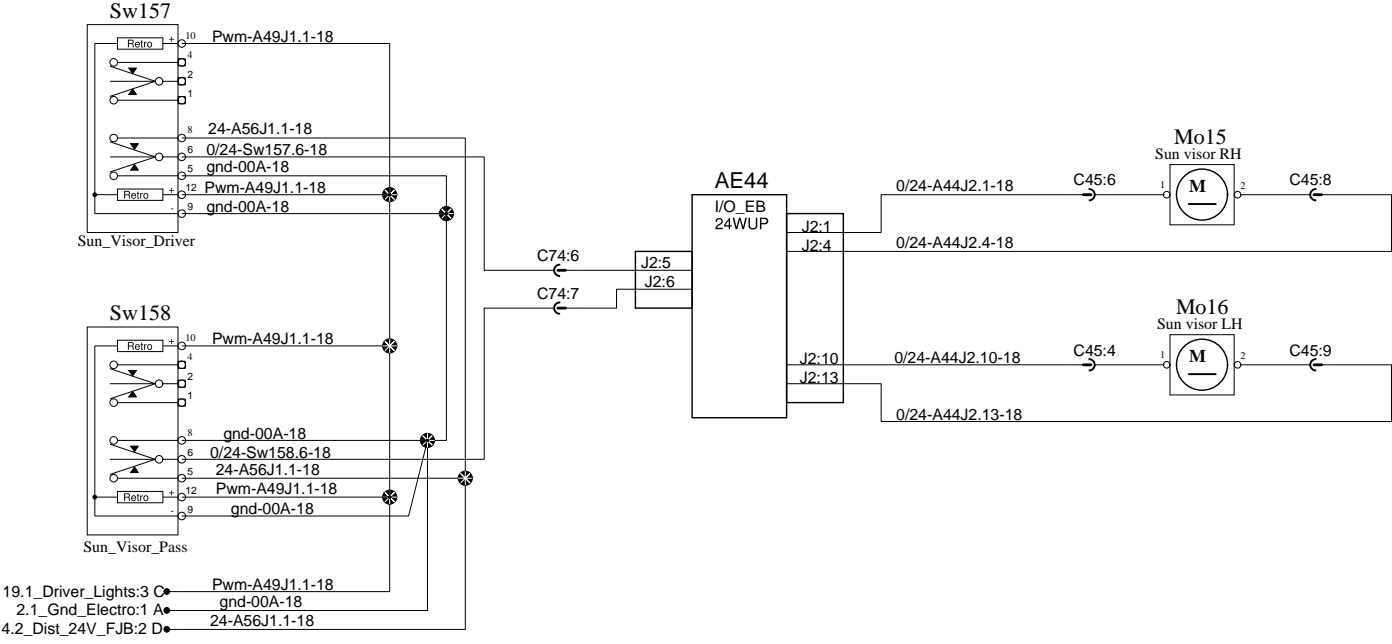
*Linear thermal detection (LTD)
Engine compartment.

*LTD are rated to alarm between 334F (168C) and 356F (180C), if the temperature sensitive insulation melt, the two wires give a signal by short-circuiting.

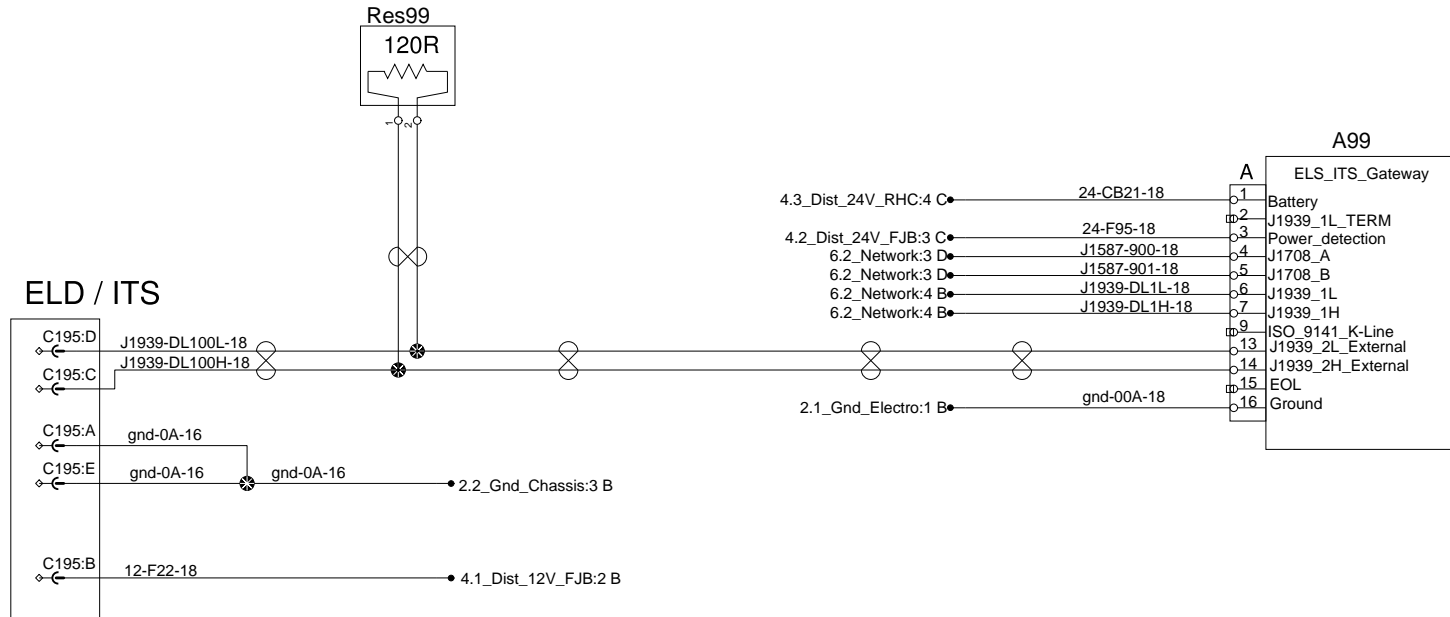
Tire pressure monitoring system



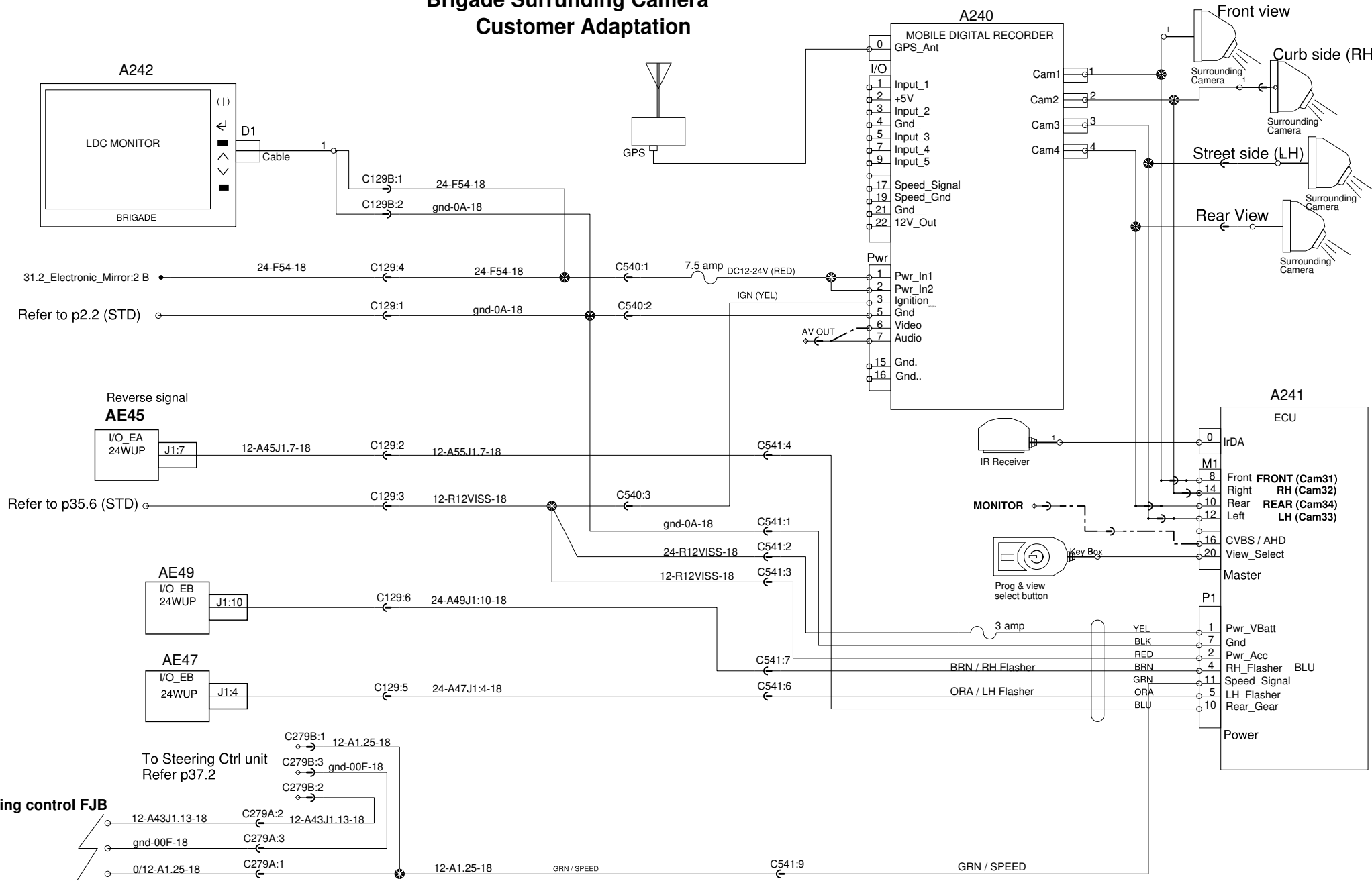
Sun Visors



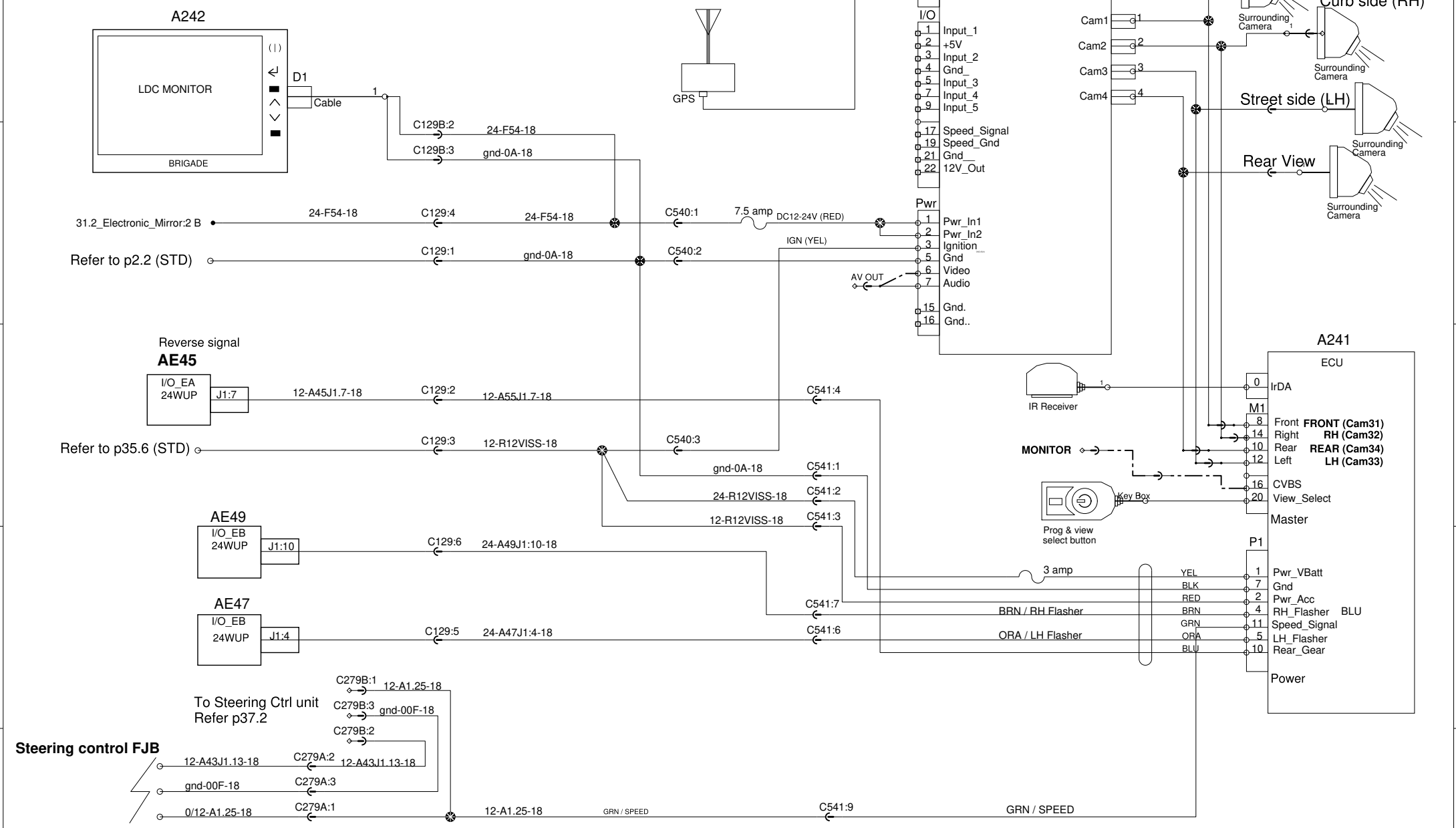
ELD / ITS J1939 Gateway



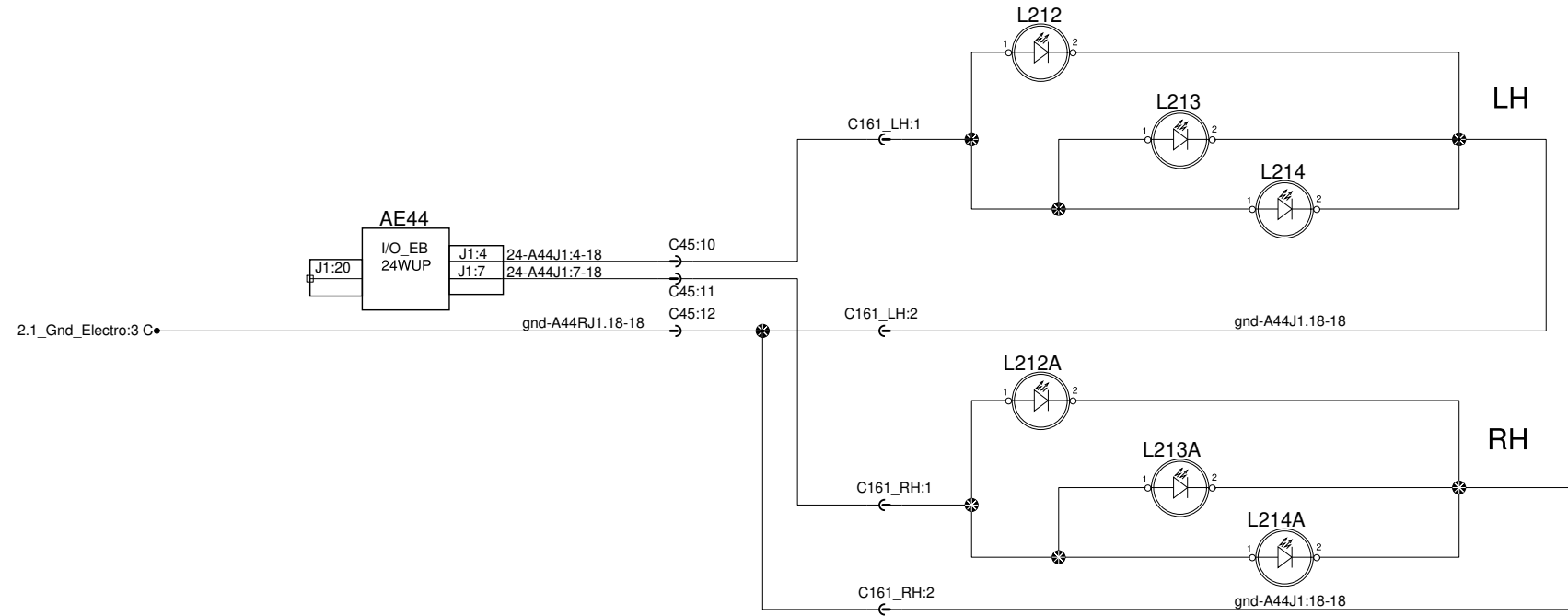
Brigade Surrounding Camera Customer Adaptation



Brigade Surrounding Camera Customer Adaptation

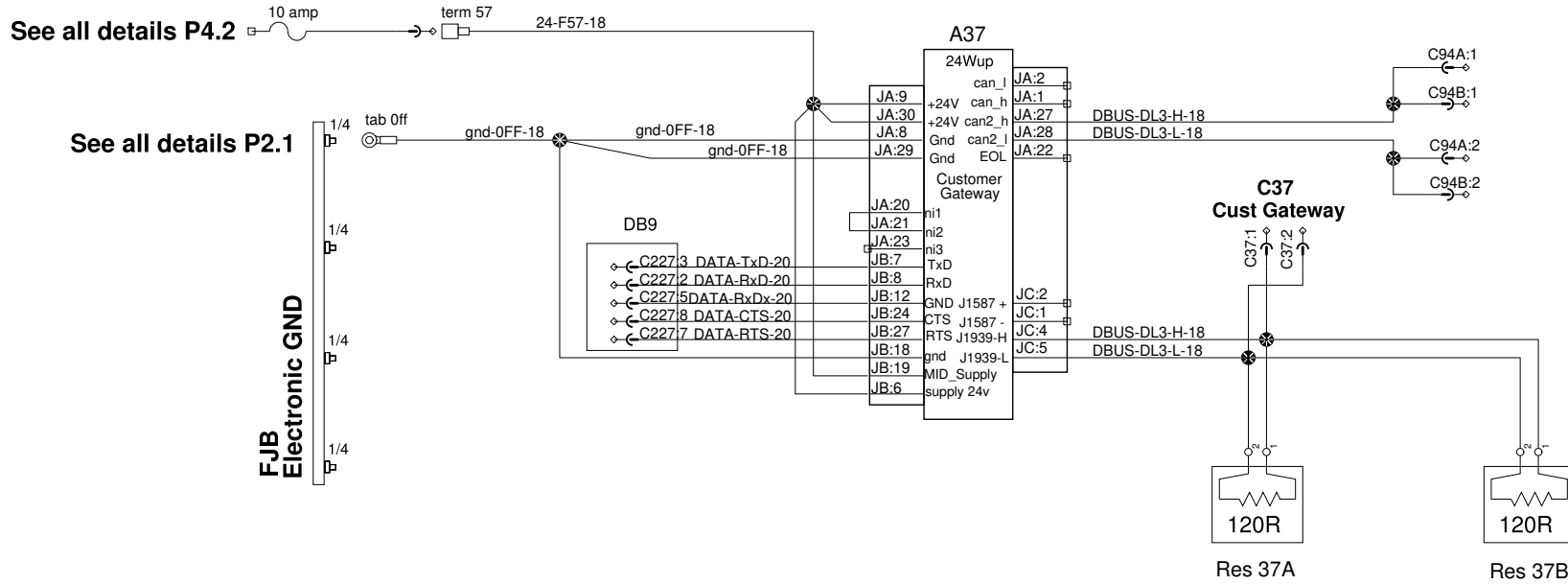


Perimeter Lights



MCM CUSTOMER GATEWAY

VIP = splice with existing wire 24 wupA
 WE, W5 = Use terminal include with cable
 F57 VECF2:E



See all details P4.2

See all details P2.1

FJB
Electronic GND