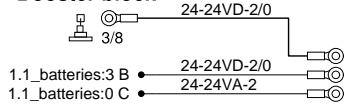
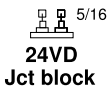


Main distribution batteries & ignition

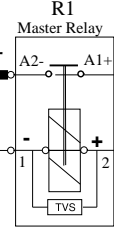
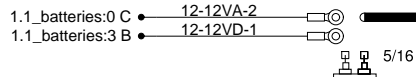
Booster block



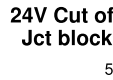
24VD Jct block



12VD Jct block



24V Cut off Jct block



Breakers studs:3/8

12VD

24VD

24WUP

12WUP

568113 70 amp

568113 70 amp

563708 90 amp

563708 90 amp

563708 90 amp

568127 50 amp

563708 90 amp

568114 150 amp

CB2

CB6

CB1

CB3

CB5

CB7

CB8

CB10

- 12-CB10-2 4.1_Dist_12V_FJB:0 B
- 12-CB8-4 5.1_Dist_RJB:1 B
- 24-CB7-8 18.3_Small_AC:4 C
- 24-CB5-4 5.1_Dist_RJB:1 D
- 24-CB3-4 18.2_Full_AC:4 C
- 24-CB1-4 4.2_Dist_24V_FJB:1 C
- 24-CB6-8 36.1_WCL_Ricon:5 C
- 24-CB6-6 5.1_Dist_RJB:1 C
- 12-CB2-6 4.1_Dist_12V_FJB:0 A
- 12-CB2-8 3.2_Ign_Start:3 C