

**PREVOST**

ENREGISTRÉ - REGISTERED  
ISO 9001 & ISO 14001


**WARRANTY  
BULLETIN**

Wb08-14



<b>DATE :</b> NOVEMBER 2008	<b>SECTION :</b> 14 - Steering
<b>EXPIRATION:</b> NOVEMBER 2010	
<b>SUBJECT :</b> ADDITION OF A DECAL ON THE STEERING COLUMN	


**APPLICATION**

Model	VIN	
H3-41, H3-45 Coaches Model Year : 2009	2PCH334939C711363 - 2PCH334999C711366 - 2PCH334909C711367 2PCH334949C711369 - 2PCH334909C711370 - 2PCH334989C711374 2PCH3349X9C711375 - 2PCH334919C711376 - 2PCH334959C711378 2PCH334939C711380 - 2PCH334929C711385 - 2PCH334139C711387	
MTH H3-45 VIP Model Year : 2008	2PCV334908C711371	
<p>This bulletin does not necessarily apply to all the above-mentioned vehicles, some vehicles may have been modified before delivery. The owners of the vehicles affected by this bulletin will be advised by a letter indicating the Vehicle Identification Number (VIN) of each vehicle concerned.</p>		

**DESCRIPTION**

On vehicles affected by this bulletin and equipped with the Electronic Stability Program (ESP), there is a possibility that the decal was not installed on the steering column.

**PROCEDURE**

 <b>DANGER</b>
<p>Park vehicle safely, apply parking brake, stop engine and set battery master switch(es) to the OFF position prior to working on the vehicle.</p>

## MATERIAL

Part No.	Description	Qty
161220	Decal	1

### *NOTE*

*Material can be obtained through regular channels.*

1. From the front driver's compartment area, remove the three plastic fasteners on steering column lower cover. Remove the lower cover (Fig. 1).

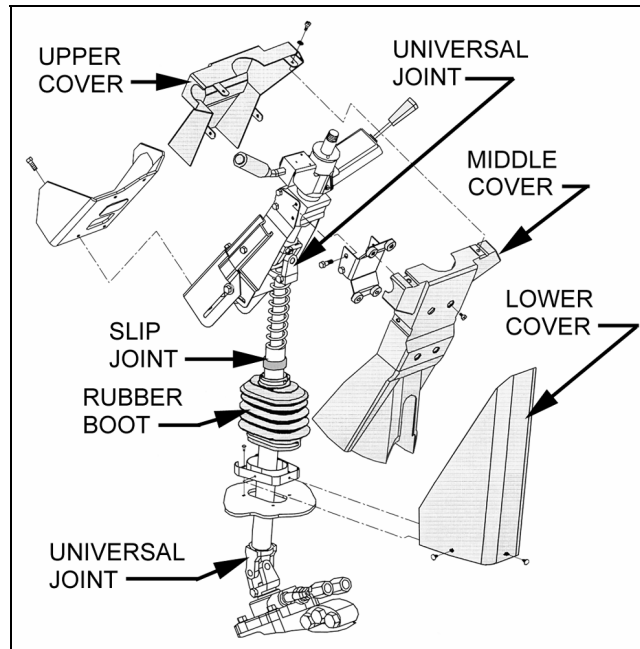



FIGURE 1: STEERING COLUMN COVERS

14040

2. Clean column surface using alcohol.
3. Affix decal onto column surface.



4. Reinstall steering column covers.

## WARRANTY

This modification is covered by Prevost's normal warranty. We will reimburse you the parts and one half hour (0.5) of labor upon receipt of a completed A.F.A. form on which you must specify as per "Warranty Bulletin 08-14".