

# PREVOST

## Warranty Bulletin

95-15

Date: April 1995  
Section: 06  
Subject: Upper Windshields Wipers  
Application:

Model	VIN
H3-41 coach, H3-45 coach and H3-45 VIP converted coach shell	All up to 2P9H33416S1001147 inclusively

### DESCRIPTION

On the above-mentioned vehicles, a problem may affect intermittent mode on upper windshields wipers. This problem is caused by a poor ground. If you have experienced this problem on your vehicle, we recommend you to correct it as per the following procedure.

### MATERIAL

Part No	Description	Qty
-----	Wire assembly (included with this warranty bulletin)	1

### PROCEDURE

**Warning:** Park vehicle safely, apply parking brake, stop engine and set battery master switch to the OFF position prior to working on the vehicle.

1. In front service compartment, open alarm junction box.
2. Remove the bus bars on studs #1 and #2 (Fig.1).

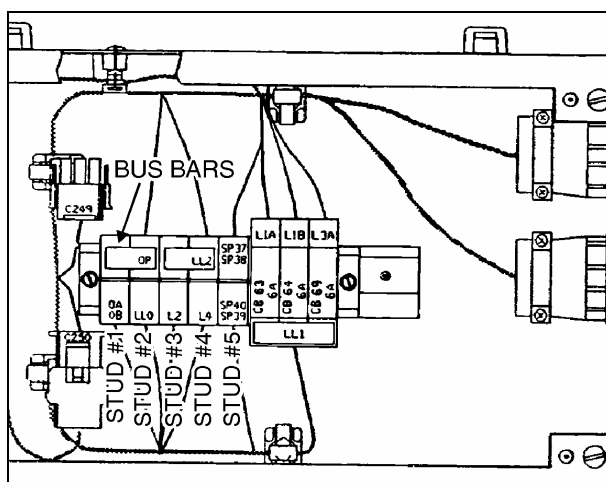


FIGURE 1

06166

3. Connect wires LLO and OA with wire OP on stud #1 (Fig. 2). Remove wire SP39 from stud #5 and connect it on stud #2 with wire OB.

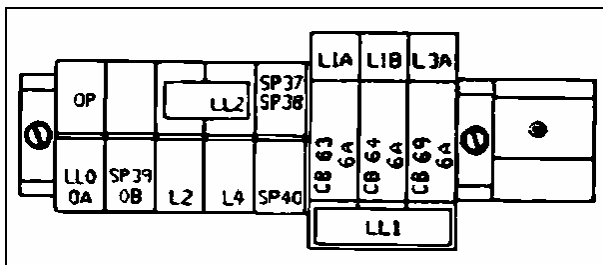


FIGURE 2

06167

**Note:** Wires are identified by their number.

4. In front electric compartment, open front junction box.
5. Install a jumper between stud #8 and stud A (Fig. 3).

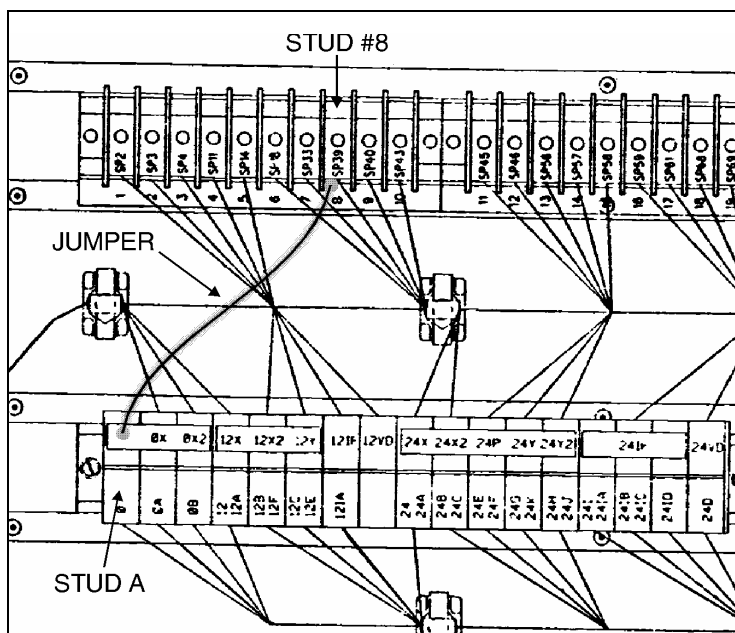


FIGURE 3

06168

## WARRANTY

This modification is covered by the manufacturer's normal warranty. We will reimburse you half an hour (0.5) of labor upon receipt of a completed A.F.A. form on which you must specify as per "Warranty Bulletin 95-15".