

PREVOST

WARRANTY BULLETIN


WB23-27

DATE :	December 2023	SECTION :	23 ACCESSORIES
EXPIRATION:	December 2025		
SUBJECT :	PARCEL RACK DOOR DECALS REPLACEMENT		

First Release

12-21-2023

APPLICATION




NOTICE TO SERVICE CENTERS <i>Verify vehicle eligibility by checking warranty bulletin status with SAP or via ONLINE WARRANTY SYSTEM available on Service / Warranty tab of Prevost website.</i>	
Model	VIN
H3-45 coaches Model Year: 2023 & 2024	 2PCH33490PC721359, 2PCH33496PC721382, 2PCH33498PC721402 and 2PCH33494PC721431. From 2PCH3349XRC721453 to 2PCH33492RC721494 incl.
This bulletin does not necessarily apply to all the above-mentioned vehicles, some vehicles may have been modified before delivery. The owners of the vehicles affected by this bulletin will be advised by a letter indicating the Vehicle Identification Number (VIN) of each vehicle concerned.	

DESCRIPTION

On the vehicles affected by this bulletin, parcel rack door decals need to be changed.

MATERIAL

Order kit **WB23-27** which contains the following parts:

Part No.	Description	Qty
3201765	DECAL FIRST AID KIT 	1
3201766	DECAL CHOPPED (AXE) 	2
3201767	DECAL EXTINGUISHER 	2

NOTE

Material can be obtained through regular channels.

SAFETY PRECAUTIONS

- Eye protection should always be worn when working in a shop.
- Rules for Personal Protection Equipment should always be respected. Wear your PPE including but not limited to the following:



Safety First!






PROCEDURE



DANGER

Park vehicle safely, apply parking brake, stop the engine. Prior to working on the vehicle, set the ignition switch to the OFF position and trip the main circuit breakers equipped with a trip button. On the Commuter type vehicles, set the battery master switch (master cut-out) to the OFF position.

Lockout & Tag out (LOTO) must be performed during set-up, maintenance or repair activities. Refer to your local procedure for detailed information regarding the control of hazardous energy.

Short VIN (last 4 digits)	Quantity of decals per vehicle kit WB23-27	DECALS		
		Old 323290 New 3201767	Old 323291 New 3201766	Old 323292 New 3201765
		DECAL EXTINGUISHER 	DECAL CHOPPED 	DECAL FIRST AID 
P-1359	3	2		1
P-1382	3	2		1
P-1402	4	1	2	1
P-1431	3	2		1
R-1453	2	1		1
R-1454	1			1
R-1455	1			1
R-1456	1			1
R-1457	1			1
R-1458	1			1
R-1459	1			1
R-1461	1			1
R-1462	1			1
R-1463	1			1
R-1465	1			1
R-1466	1			1
R-1467	1			1
R-1469	2	1		1
R-1472	2	1		1
R-1473	1			1
R-1475	2	1		1
R-1476	2	1		1
R-1478	2	1		1
R-1479	1			1
R-1481	4	1	2	1
R-1482	4	1	2	1
R-1484	4	1	2	1
R-1485	4	1	2	1
R-1487	4	1	2	1
R-1488	2	1		1
R-1490	2	1		1
R-1491	2	1		1
R-1493	2	1		1
R-1494	2	1		1

PARCEL RACK DECALS LOCATION

1. Locate the door with decals:
 - First parcel rack door curbside: "Extinguisher", "Chopped" and "First Aid".
 - Third parcel rack door streetside: "Extinguisher".
2. Mark the position of each decal with masking tape.

First parcel rack door curbside



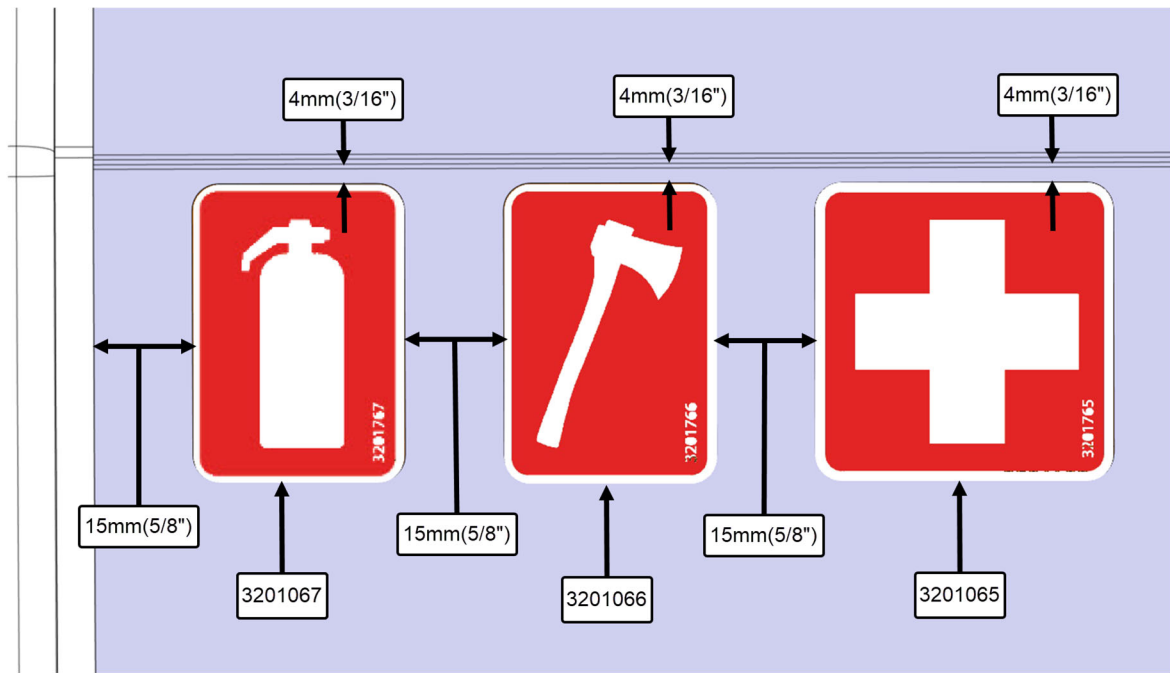
Third parcel rack door street side



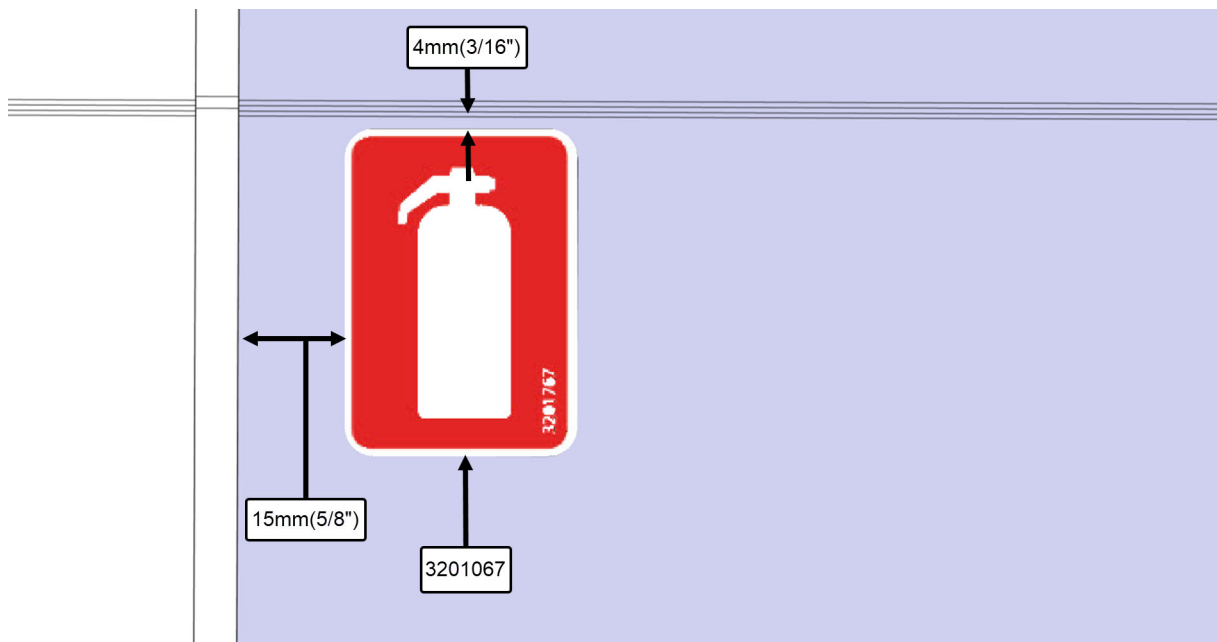
PARCEL RACK NEW DECALS INSTALLATION

3. Remove old decals on the parcel rack door.
4. Clean the surface with alcohol.
5. Install new decals:
 - First parcel rack door curbside: "Extinguisher" 3201067, "Chopped" 3201066 and "First Aid" 3201065.
 - Third parcel rack door streetside: "Extinguisher" 3201067.

First parcel rack door curbside



Third parcel rack door street side



PARTS / WASTE DISPOSAL

DO NOT RETURN THE REPLACED PARTS. Discard waste according to applicable environmental regulations (Municipal/State[Prov.]/ Federal)

WARRANTY

This modification is covered by Prevost's normal warranty. We will reimburse you the parts and 0.25 hour(s) (15 minutes) of labor upon receipt of a warranty claim. Please submit claim via our Online Warranty System, available at www.prevostcar.com (under Service \ Warranty section). Use Claim Type: "Bulletin/Recall" and select "Warranty Bulletin WB23-27".

OTHER

VBC Bulletin	N/A
Fail Code	23.00
Defect Code	09
Syst. Cond	B
Causal Part	323292

Access all our Service Bulletins on
<http://techpub.prevostcar.com/en/>
or scan the QR-Code with your smart phone.



Are you a Vehicle owner? E-mail us at technicalpublications_prev@volvo.com and type "ADD" in the subject to receive warranty bulletins applicable to your vehicle(s) by e-mail.