

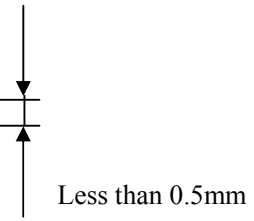

Service Bulletin A1-M1N-1729EN - Flywheel Ring Gear Wear / Damage

(Sample of Maximum Ring Gear Wear / Damaged)




Please refer to the above photos and please replace the ring gear which has similar level of damage as these. See the next page for the method to measure the depth of the damage.


(Depth of wear / damage on ring gear)



(Measurement method)



Dimension between the mounting surface and the end surface of ring gear



Dimension between the mounting surface and the damage depth portion of ring gear