

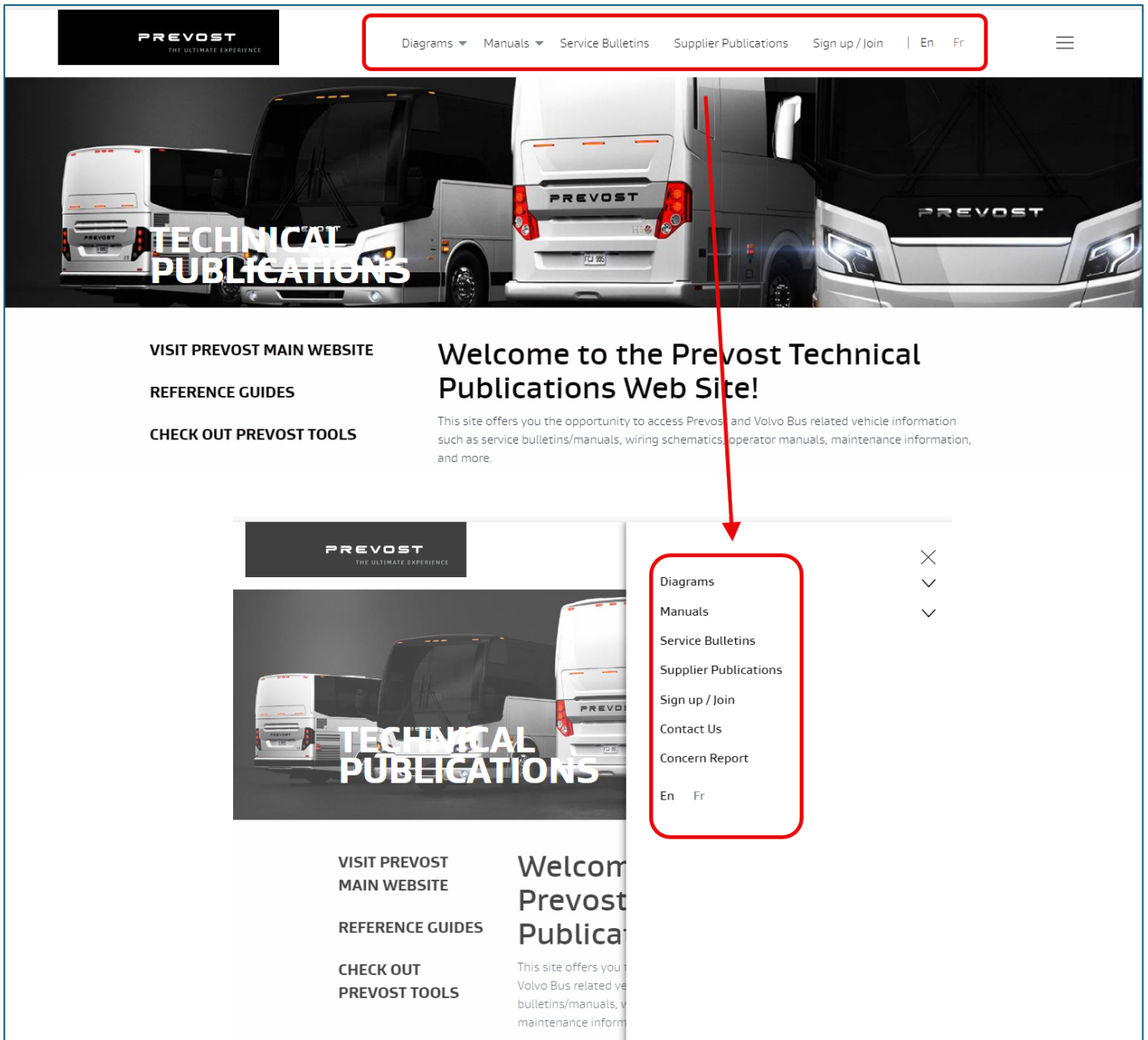
Technical Publications Website Update

January 20th, 2025

New Look and Menu:

Adaptative Menu

Menu will now move on side of the screen when the display size is reduced (PC and Tablet).



Improved Search Features

VIN, Units, Diagram # and Document Title Multi-Search Results/Suggestion.

Partial numbers or titles are possible, the more accurate/complete the information entered is, the shorter the list will be. No need to filter, you can just click to select.

The screenshot shows a search interface with a header "Wiring Diagram #" and a radio button for "Vehicle". Below the header is a search input field labeled "Unit #" containing the text "s-0010". A dropdown list of suggestions is displayed below the input field. Each suggestion consists of a unit number followed by a description in parentheses. The unit number "S-0010" is highlighted in each suggestion. The suggestions are:

- S-0010 (H3-45 VIP, Year 2025, VIN 2P9VS3499SC110010)
- S-001014 (H3-45, Year 2025, VIN 2P9H33496SC001014)
- S-001015 (H3-45, Year 2025, VIN 2P9H33498SC001015)
- S-001016 (H3-45, Year 2025, VIN 2P9H3349XSC001016)
- S-001017 (H3-45, Year 2025, VIN 2P9H33491SC001017)
- S-001018 (H3-45, Year 2025, VIN 2P9H33493SC001018)
- S-001019 (H3-45, Year 2025, VIN 2P9H33495SC001019)
- S-001020 (H3-45, Year 2025, VIN 2P9H33491SC001020)
- S-001021 (H3-45, Year 2025, VIN 2P9H33493SC001021)
- S-001022 (H3-45, Year 2025, VIN 2P9H33495SC001022)
- S-001023 (H3-45, Year 2025, VIN 2P9H33497SC001023)

Similar Unit Numbers (Short VIN)

This feature now makes it possible to display vehicles with similar Unit (short VINs) numbers, again just click to confirm your selection.

The screenshot shows a search interface with a header "Wiring Diagram #" and radio buttons for "Vehicle Family" and "Vehicle Model". Below the header are search input fields for "Year", "Unit #", and "Serial #", along with a "Search" button. The "Unit #" field contains the text "R-1769". A dropdown list of suggestions is displayed below the input field. Each suggestion consists of a unit number followed by a description in parentheses. The suggestions are:

- R-1769 (H3-45, Year 2024, VIN 2PCH33494RC721769)
- R-1769 (XL-45 Entertainer, Year 1994, VIN 2P9E33493R1001769)

Partial Search

You can now enter the last digits of a diagram and select it directly, same thing with Technical Manuals and Bulletins numbers.

Wiring Diagram #
140

Vehicle Family Vehicle Model

D061140 (H3-45, H3-41, Year 2010 - 2013)

D062140 (H3-45, H3-45 Incomplete, H3-41, Year 2024 - XXXX)

Serial # Search

Minimum of 4 characters

Keyword Search

Entering a keyword in the Supplier Publication “Title” filter will directly show all document titles containing that word.

SUPPLIER PUBLICATIONS

Title
wheel

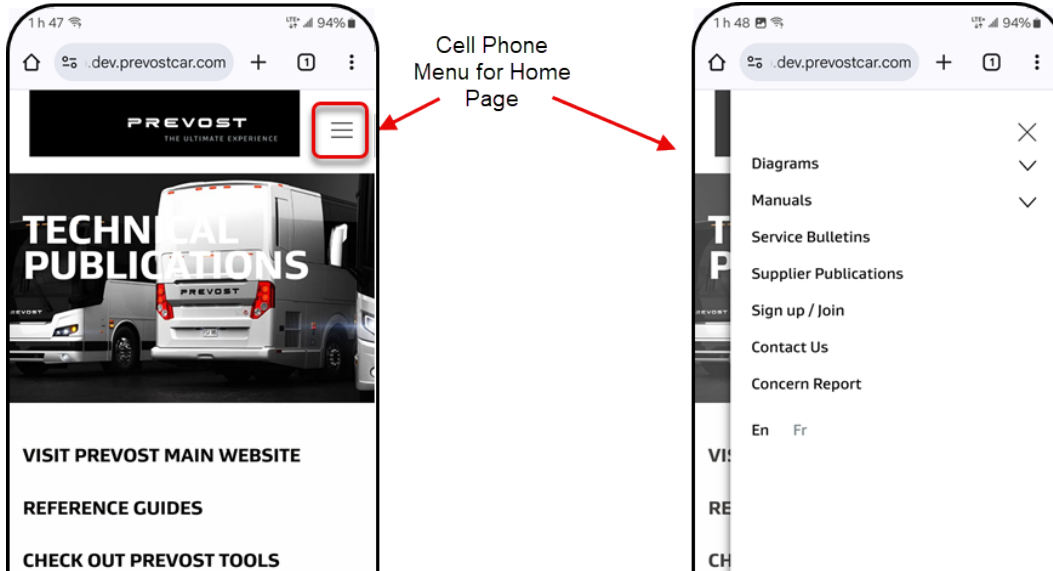
Supplier System

- Accuride-Wheels-Safety-Service-Manual-W3.000-FINAL-05-23-13 (Accuride) [En]
- Alcoa Wheel Service Manual Feb 2019 (Alcoa) [En]
- Bendix BW7514_Single wheel end thermal overload checklist_2013 (Bendix, Pneumatic and Brake System) [En]
- Mirage F9A Series Transit Use wheelchair and Standee Lift - Operator Manual (Ricon, Wheelchair Lift) [En]
- Mirage F9A Series Transit Use wheelchair and Standee Lift - Service Manual (Ricon, Wheelchair Lift) [En]
- Mirage F9T LiftPRO Transit Use Wheelchair and Standee Lift - Service Manual (Ricon, Wheelchair Lift) [En]
- Mirage F9T Transit Use Wheelchair and Standee Lift - Operator Manual (Ricon, Wheelchair Lift) [En]
- Model SSPL660LTA PREVOST Wheelchair Lift Owner's Manual (Stewart & Stevenson, Wheelchair Lift) [En]

Mobile Phone Compatibility:

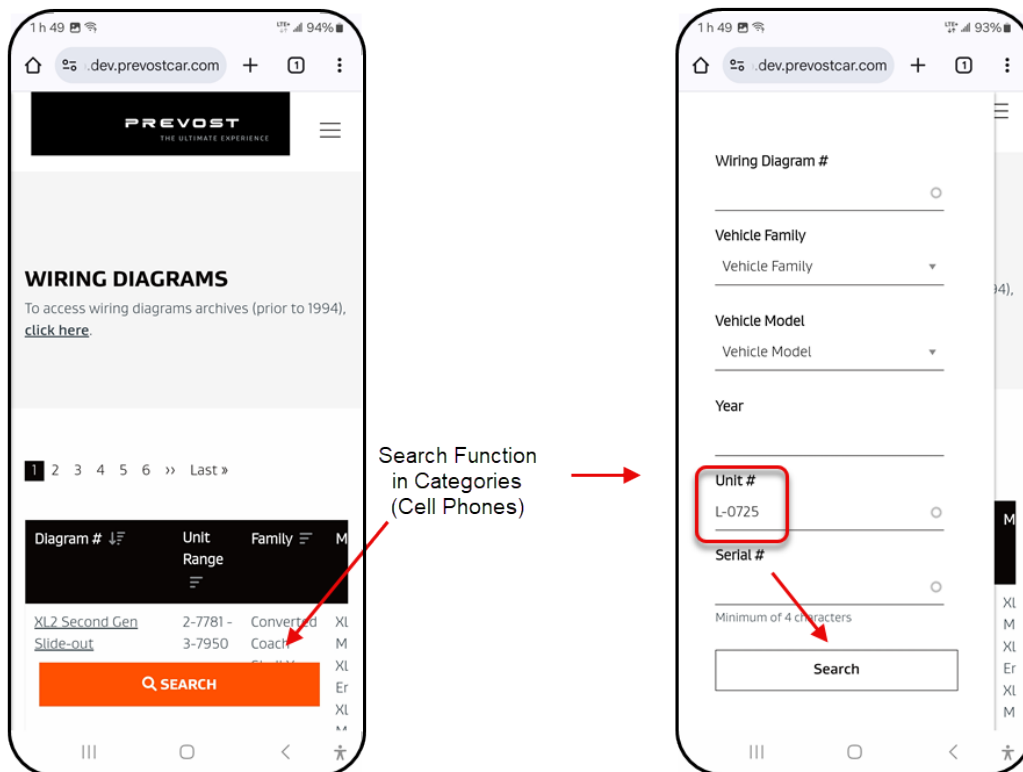
Menu Display

Menus are now displayed on separate pages when using a mobile phone. The Home Page menu is at the top right corner of the screen.



Once in a category (Wiring Diagrams shown), a large orange search button is showing at the bottom of the screen. Clicking this button will open the filter page.

The multi-search function described above is available on mobile phones as well.



Contact us:

Questions/Issues

If you have any questions about the new website features, please contact us directly at: technicalpublications_Prev@volvo.com

Report technical difficulties and bugs using the concern report feature located on the website menu and at the bottom of most pages, or use this link: techpub.prevostcar.com/concern-report

We really hope you will enjoy the new website format and features.

The Prevost Technical Publication Team.