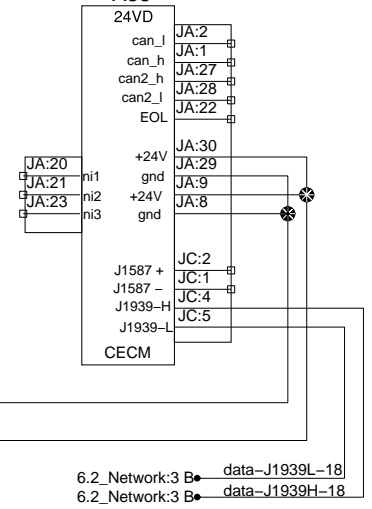


Multiplex Power Supply Distribution

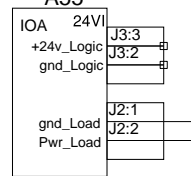
Evaporator Cmpt.

Front Junction Box

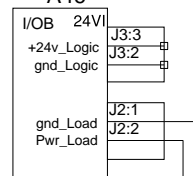
A36



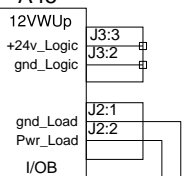
A55



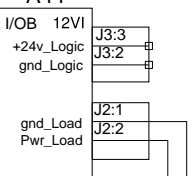
A46



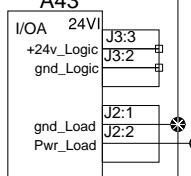
A45



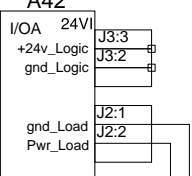
A44



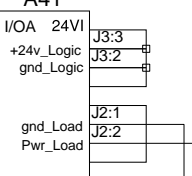
A43



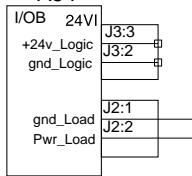
A42



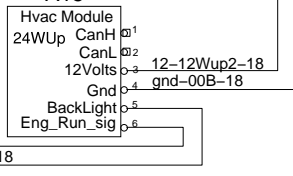
A41



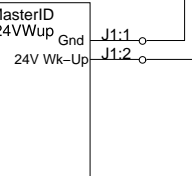
A54



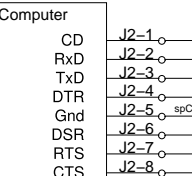
A15



A13

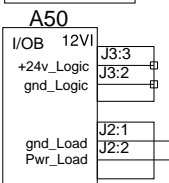
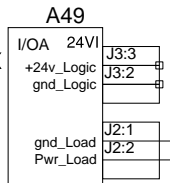


A18

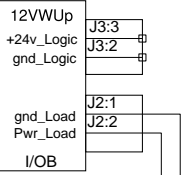


Rear Junction Box

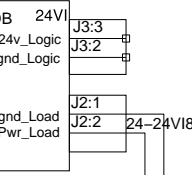
RH Console



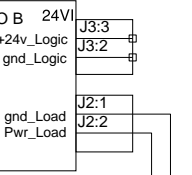
A51



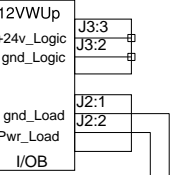
A52



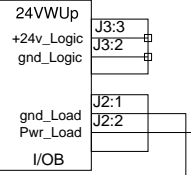
A53



A48



A47



5.1_Pwr_Dist_RJB:2 C 24-24VI9B-8 C23:1
 5.1_Pwr_Dist_RJB:2 C 24-24VI9A-8 C23:2
 3.1_Main_Disti_Ign_Batt:3 D gnd-0G-10 C23:3

4.1_Steering_Multifunction:2 C gnd-00B-18
 24VI 24-24VI5-12
 4.1_Power_Dist_FJB:3 A GND gnd-00B-8
 3.1_Main_Disti_Ign_Batt:1 D
 3.3_Main_Dist_Wakeup:3 C 12-12Wup1-12
 24-24Wup1-14
 3.3_Main_Dist_Wakeup:3 B 12VI 12-12VI1-12
 4.1_Power_Dist_FJB:2 C 24VD 24-24VD3-18
 4.1_Power_Dist_FJB:3 B

4.1_Power_Dist_FJB:2 C 12-12Wup2-18
 C74:33
 C74:32

3.2_EngineStart_ChrgSys:2 A 24-25-18
 19.1_Driver_Its:2 E 12-114A-18

2.1_Gnd_Dist:1 F gnd-0FB3-18

6.2_Network:3 B data-J1939L-18
 6.2_Network:3 B data-J1939H-18

3.3_Main_Dist_Wakeup:3 B 24-24Wup2-16

3.3_Main_Dist_Wakeup:3 B 24-24Wup1-12
 12-12Wup1-12
 3.3_Main_Dist_Wakeup:3 C gnd-0CE-8
 2.1_Gnd_Dist:2 G

C6:1
C6:7

24-24Wup1-10
 12-12Wup1-12