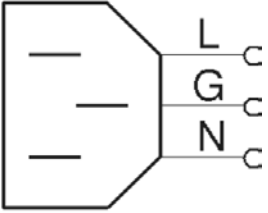
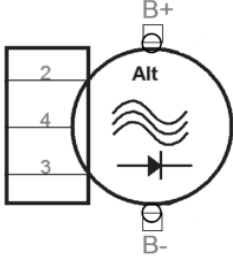
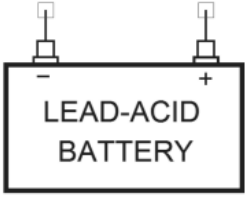
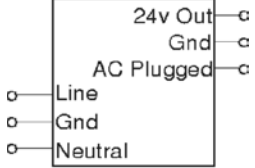
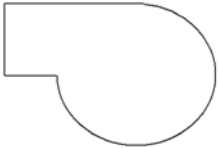




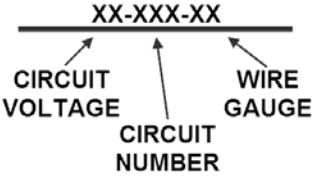
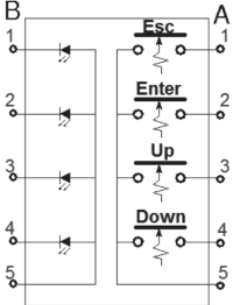


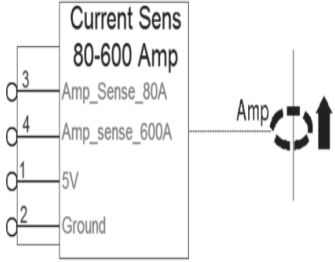

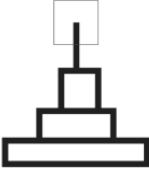

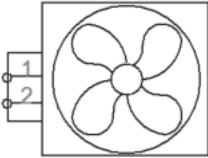
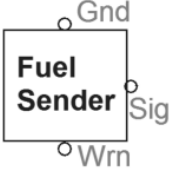

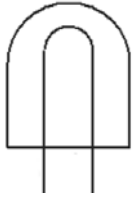
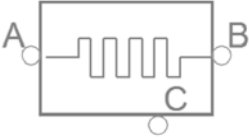

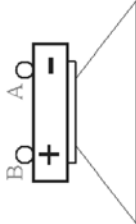
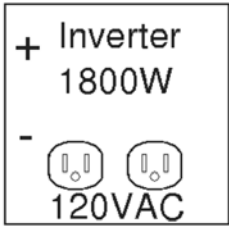
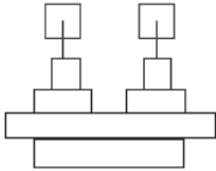

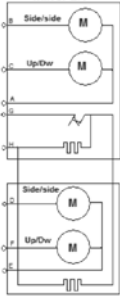
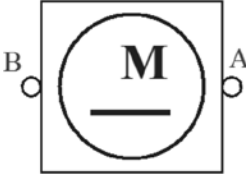
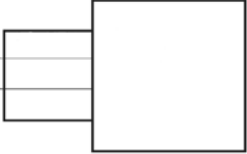


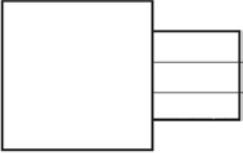
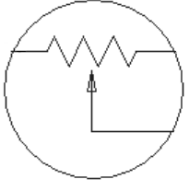
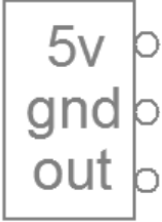
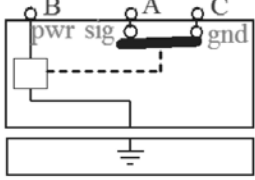
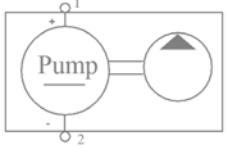
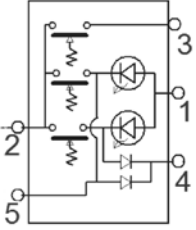
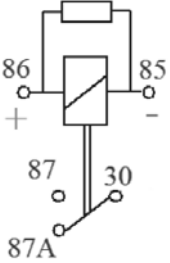

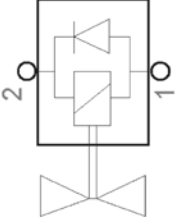
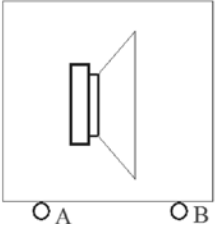
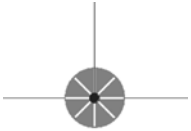

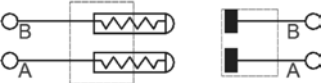
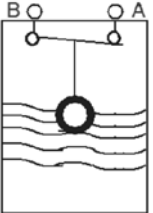

Symbol List

AC PLUG	ALTERNATOR	BATTERY	BATTERY CHARGER	BLOWER
				
BOOSTER PLUG	BREAKER	BUZZER	CHASSIS GROUND	CIRCUIT ANNOTATION
<p>Julian</p> 				
CLUSTER KEYPAD	COIL	CONNECTOR	CURRENT SENSOR	DIODE
				

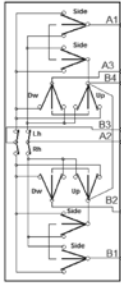
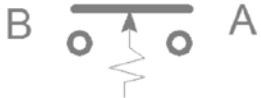


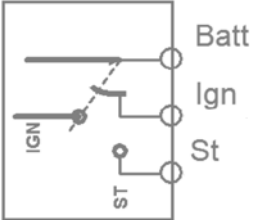

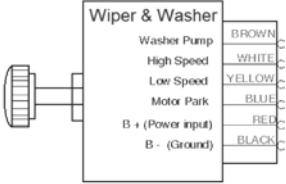


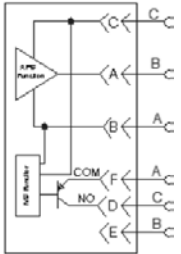
Symbol List

ELECTRICAL POST	EQUALIZER	FAN	FUEL LEVEL SENSOR	FUSE
				
HALOGEN LAMP	HEATER	HEAT SHRINK TUBING	HORN / BACKUP ALARM	INVERTER
				
JUNCTION BLOCK	LED	MIRROR	MOTOR	MULTIPLEX INPUT
				

Symbol List

MULTIPLEX OUTPUT	POTENTIOMETER	PRESSURE SENSOR	PROXIMITY SENSOR	PUMP
				
READING LIGHT MODULE	RELAY	RESISTOR	SOLENOID VALVE	SPEAKER
				
SPLICE	SPLICE BAR CONNECTOR	SWITCH (DOOR)	SWITCH (LEVEL)	SWITCH (MAGNETIC)
				

Symbol List

SWITCH (MIRROR)	SWITCH (MOMENTARY)	SWITCH (PRESSURE)	SWITCH (ROCKER)	SWITCH (STARTER)
				
SWITCH (TOGGLE)	SWITCH (WIPER)	TEMPERATURE SENSOR	TERMINAL	THROTTLE POSITION SENSOR
				
TWISTED PAIR	TWISTED PAIR (SHIELDED)	(BRAKE) WEAR SENSOR		
