

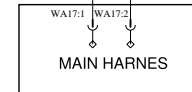
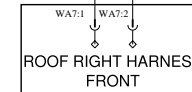
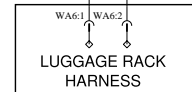
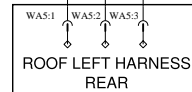
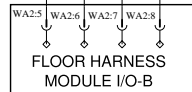
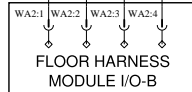
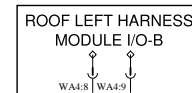
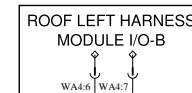
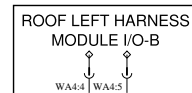
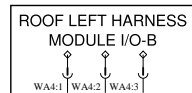
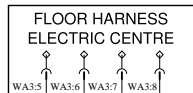
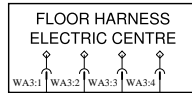
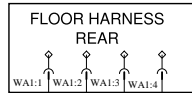
AUXILIARY LINES

QA

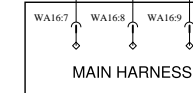
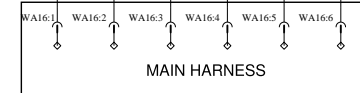
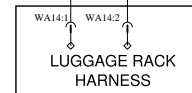
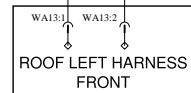
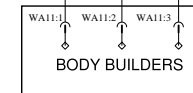
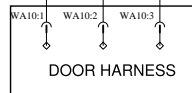
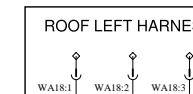
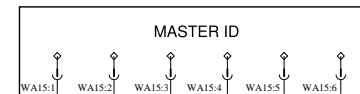
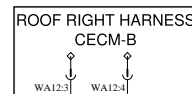
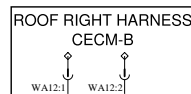
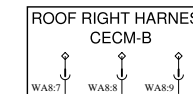
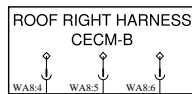
WIRING DIAGRAM

FLOOR HARNESS

ROOF LEFT HARNESS



ROOF RIGHT HARNESS



Volvo Bus Corporation

Document title
WIRING DIAGRAM

Document type
PRODUCT SCHEMATIC

Document No

21250316

Issue

01

Volume

01

Page

46/47