

# SAFETY RECALL

# SR17-80A

Date      Expiration      Group      No.      Page  
 05.2017      NONE                1(4)

THIS REVISION SUPERSEDES PREVIOUS VERSION

REVISION A: Table "Other part that may be required" added. It is possible some vehicles require M10 flange screw 5001729 instead of 946440.

## I-START DUAL BATTERY SYSTEM - WRONG CONNECTION OF GROUND CABLES GND11 & GND11A 9700 US/CAN (B13R)

### MODEL YEAR(S) AND VEHICLE SERIAL NUMBERS (VIN) INVOLVED

<b>NOTICE TO SERVICE CENTERS</b>			
<i>Verify vehicle eligibility by checking recall status with <b>SAP</b> or via <b>ONLINE WARRANTY SYSTEM</b> available on Service / Warranty tab of Prevost website.</i>			
Model	VIN		
Volvo 9700 US/CAN Model Year: 2016 – 2017 Equipped with I-Start Dual Battery System	3CET2V222G5174801	3CET2V222G5178542	3CET2V222H5180499
	3CET2V220G5177311	3CET2V224G5178543	3CET2V225H5180500
	3CET2V222G5177312	3CET2V226G5178544	3CET2V227H5180501
	3CET2V224G5177313	3CET2V228G5178545	3CET2V229H5180645
	3CET2V226G5177314	3CET2V22XG5178546	3CET2V220H5180646
	3CET2V223G5178405	3CET2V92XG5179654	3CET2V222H5180647
	3CET2V225G5178406	3CET2V921G5179655	3CET2V224H5180648
	3CET2V227G5178407	3CET2V220G5179656	3CET2V22XH5181075
	3CET2V229G5178408	3CET2V222G5179657	3CET2V221H5181076
	3CET2V220G5178409	3CET2V224G5179658	3CET2V223H5181077
	3CET2V227G5178410	3CET2V224H5179810	3CET2V225H5181078
	3CET2V229G5178411	3CET2V221H5179960	3CET2V227H5181079
	3CET2V220G5178412	3CET2V223H5179961	3CET2V223H5181080
	3CET2V222G5178413	3CET2V225H5179962	3CET2V225H5181081
	3CET2V224G5178414	3CET2V227H5179963	3CET2V227H5181082
	3CET2V226G5178415	3CET2V229H5179964	3CET2V229H5181083
	3CET2V228G5178416	3CET2V220H5179965	3CET2V220H5181084
	3CET2V225G5178535	3CET2V222H5179966	3CET2V222H5181085
	3CET2V227G5178536	3CET2V224H5179967	3CET2V224H5181086
	3CET2V229G5178537	3CET2V226H5179968	3CET2V226H5181087
	3CET2V220G5178538	3CET2V227H5180496	3CET2V222H5181300
	3CET2V222G5178539	3CET2V229H5180497	3CET2V224H5181301
	3CET2V229G5178540	3CET2V220H5180498	3CET2V226H5181302
	3CET2V220G5178541		

This recall does not necessarily apply to all the above-mentioned vehicles, some vehicles may have been modified before delivery. The owners of the vehicles affected by this recall will be advised by a letter indicating the Vehicle Identification Number (VIN) of each vehicle concerned.

# SAFETY RECALL

# SR17-80A

Date      Expiration      Group      No.      Page  
05.2017      NONE                2(4)

## DESCRIPTION

On the vehicles equipped with I-Start dual battery system, it is necessary to check if ground cables **GND11** & **GND11A** are connected to the proper ground connection point which is a weld nut on a structural member.

## MATERIAL

Vehicles equipped with I-Start system only - Order kit "SR17-80" which contains the following part:

Part No.	Description	Qty
946440	FLANGE SCREW, M8-1.25X16	1

Other part that may be required (it is possible some vehicles require M10 flange screw 5001729):

Part No.	Description	Qty
5001729	FLANGE SCREW, N500 M10-1,5 X 16 G 10.9	1

## PROCEDURE



### DANGER

Park vehicle safely, apply parking brake, stop engine. In the battery box, set the battery cut-off switch to the OFF position prior to working on the vehicle.

- 1) Turn off the vehicle electrical system, by following these steps:
  - Remove ignition key;
  - Turn off battery switch;
  - Wait at least 30 seconds;
  - Disconnect **NEGATIVE** cable from vehicle battery.

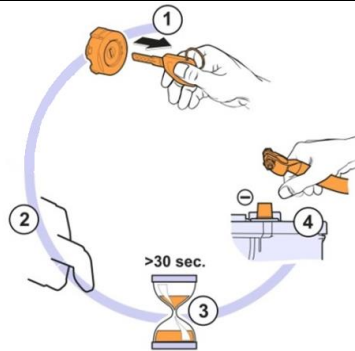


FIGURE 1

- 2) Locate the ground connection point above the engine air filter (FIGURE 2).



FIGURE 2

- 3) Make sure that both ground cables (GND11 & GND11A) are connected together on the proper ground connection point (FIGURE 3). If not, perform steps 4 & 5.

**WELD NUT DESCRIPTION: part number #1136923 M8x18mm.**



FIGURE 3: WRONG CONNECTION OF GROUND CABLES




FIGURE 4: PROPER CONNECTION OF GROUND CABLES (it is possible some vehicles require M10 flange screw 5001729 Torque 48 lbf-ft)

- 4) Thoroughly clean the weld nut and the cable ring terminals to ensure good electrical conductivity.

# SAFETY RECALL

# SR17-80A

Date	Expiration	Group	No.	Page
05.2017	NONE			4(4)

5) Fasten the ground cable terminals to the connection point using flange screw #946440, torque  $20\pm 4$  lbf-ft (FIGURE 4). **If you need to install the M10 flange screw 5001729, torque 48 lbf-ft.**

6) Turn on the vehicle electrical system. Follow these steps:

- Connect NEGATIVE cable to the vehicle battery;
- Turn on battery switch;
- Insert vehicle key.

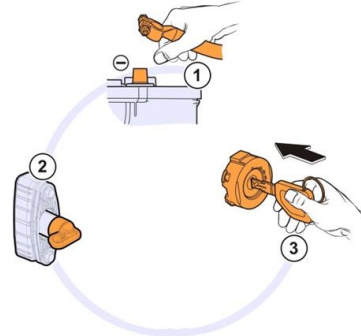


FIGURE 5

## PARTS / WASTE DISPOSAL

Discard waste according to applicable environmental regulations (Municipal/State[Prov.]/ Federal)

## WARRANTY

This modification is covered by Prevo's normal warranty. We will reimburse you the parts and **1/2 hour (0.5)** of labor upon receipt of the parts and a completed A.F.A. Please submit claim via our Online Warranty System, available at [www.prevo.com](http://www.prevo.com) (under Service \ Warranty section). Use Claim Type: "Bulletin/Recall" and select "Safety Recall SR17-80".

## OTHER

VBC Bulletin	C5238
Fail Code	06-15
Defect Code	09
Syst.Cond.	R
Causal Part	1136923

Access all our Service Bulletins on <http://prevostparts.volvo.com/technicalpublications/en/pub.asp> or scan the QR-Code with your smart phone.

E-mail us at [technicalpublications\\_prev@volvo.com](mailto:technicalpublications_prev@volvo.com) and type "ADD" in the subject to receive our warranty bulletins by e-mail.



Prevo engages in a continuous program of testing and evaluating to provide the best possible product. Volvo Bus, however, is not committed to, or liable for updating existing products.