

PREVOST

ENREGISTRÉ - REGISTERED
ISO 9001 & ISO 14001




**WARRANTY
BULLETIN**

Wb01-10

DATE : OCTOBER 2001	SECTION :	18 - Body
EXPIRATION: OCTOBER 2002		
SUBJECT : INSTALLATION OF A DECAL ON THE RELEASE BAR OF THE SIDE WINDOW EMERGENCY EXITS		

APPLICATION

Model	VIN
XLII-45 Coaches Model Year : 2000 - 2002	 From 2PCX3349XY1027089 up to 2PCX3349721027719 incl.

DESCRIPTION

On the above-mentioned vehicles, it is possible that the installation of emergency exit identification decals has been omitted. Verification is necessary in order to ensure that the decals are present in accordance with the requirements of FMVSS.

MATERIAL

Part No.	Description	Qty
400543	Decal, self-adhesive	1

Note : Material can be obtained through regular channels.

PROCEDURE

Warning : Park vehicle safely, apply parking brake, stop engine and set battery master switch(es) to the OFF position prior to working on the vehicle.

1. Verify inside vehicle that the decals were installed.
2. If the decals are missing, order the required quantity (Prevost #400543).
3. Cut the arrow at each extremity of the decal then affix the decals to the required locations (refer to figure 1 and 2).

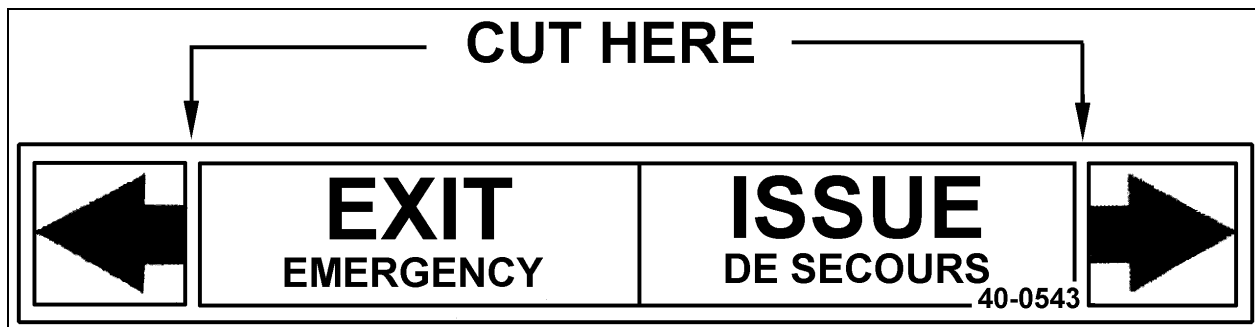


FIGURE 1

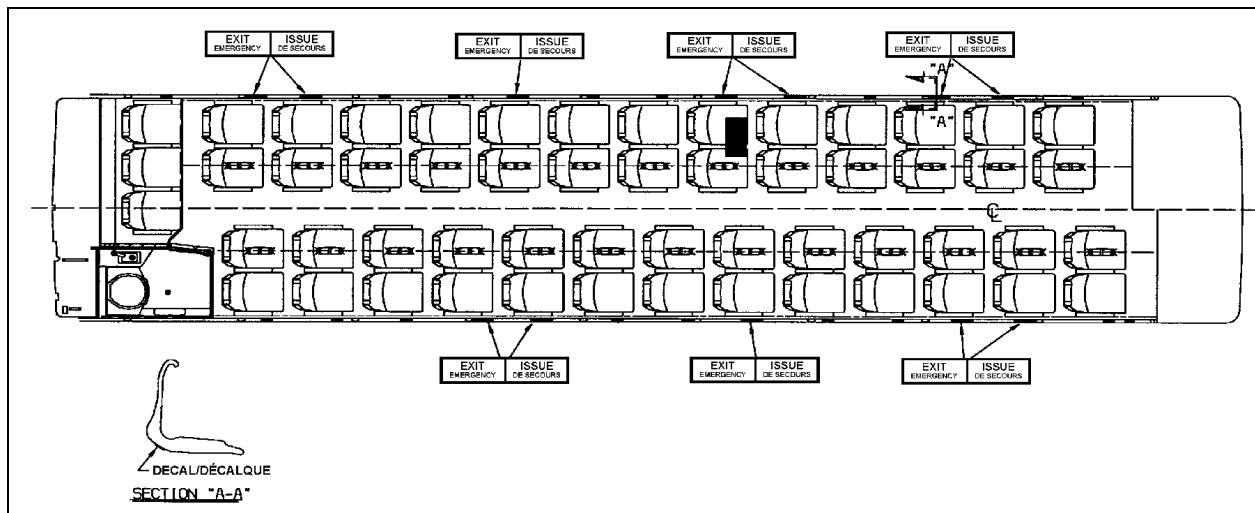


FIGURE 2

WARRANTY

This modification is covered by Prévost Car's normal warranty. We will reimburse you the parts and ¼ hour (0.25) of labor upon receipt of a completed A.F.A. form on which you must specify as per "Warranty Bulletin 01-10".

Parts / Waste disposal:

Discard waste according to applicable environmental regulations (Municipal/State[Prov.]/ Federal)