

**PREVOST**

ENREGISTRÉ - REGISTERED  
ISO 9001 & ISO 14001


**WARRANTY  
BULLETIN**

Wb10-30



<b>DATE :</b> JULY 2010	<b>SECTION :</b>	<b>12 - Brakes</b>
<b>EXPIRATION:</b> JULY 2012		
<b>SUBJECT : RELOCATING ABS AND ATC CABLE IN REAR WHEELHOUSING</b>		

**APPLICATION**

Model	VIN	
XLII-45E MTH Entertainer Model Year : 2009 - 2010	From 2PCY3349X9C729634 up to 2PCY33499AC729922 incl.	
XLII-45 MTH Model Year : 2009	2PCW334949C729636 – 2PCY334959C729676	
X3-45 Coaches Model Year : 2009 - 2010	From 2PCG334909C729640 up to 2PCG3349XAC729925 incl.	
<p>This bulletin does not necessarily apply to all the above-mentioned vehicles, some vehicles may have been modified before delivery. The owners of the vehicles affected by this bulletin will be advised by a letter indicating the Vehicle Identification Number (VIN) of each vehicle concerned.</p>		

**DESCRIPTION**

On the vehicles affected by this bulletin, there is a possibility that the ABS and ATC cable be damaged due to its location on the structure horizontal cross member. Pinching or cutting the ABS and ATC cable may cause system malfunction or the telltale light to come on.

This condition may occur when the drive axle is raised and the tag axle is lowered to the maximum, the upper tag axle longitudinal radius rod can then lean against the structural cross member and damage the cable.


**PROCEDURE**




**DANGER**

Park vehicle safely, apply parking brake, stop engine and set battery master switch(es) to the OFF position prior to working on the vehicle.


1. In the rear wheelhousing, locate the ABS and ATC cable on the structure horizontal cross member.



2. To prevent the ABS and ATC cable from coming in contact with the longitudinal radius rod, check that it is tied up under the air tubing and not on top.

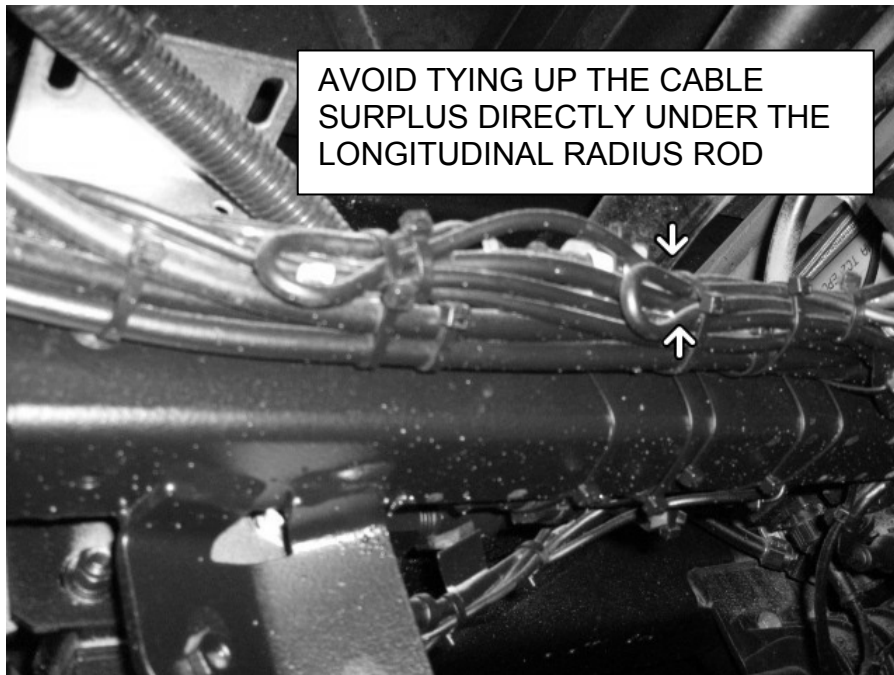


3. Position that ABS and ATC cable under the air tubing if necessary.



## CAUTION

Avoid tying up the cable surplus directly under the longitudinal radius rod.



## WARRANTY

This modification is covered by Prevost's normal warranty. We will reimburse you half an hour (0.5) of labor upon receipt of the completed A.F.A. form on which you must specify as per "Warranty Bulletin 10-30".