

# PREVOST

## WARRANTY BULLETIN

**WB15-14**

DATE :	MAY 2015	SECTION :	04 - Exhaust
EXPIRATION:	MAY 2017		
SUBJECT :	EXHAUST DIFFUSER DRAIN TUBE		

### APPLICATION

<b>NOTICE TO SERVICE CENTERS</b>	
<i>Verify vehicle eligibility by checking warranty bulletin status with <b>SAP</b> or via <b>ONLINE WARRANTY SYSTEM</b> available on Service / Warranty tab of Prevost website.</i>	
<b>Model</b>	<b>VIN</b>
X3-45 coaches Model Year : 2014 - 2015	From 2PCG33499 <b>EC735754</b> up to 2PCG33496 <b>FC735843</b> incl.
<p><b>This bulletin does not necessarily apply to all the above-mentioned vehicles, some vehicles may have been modified before delivery. The owners of the vehicles affected by this bulletin will be advised by a letter indicating the Vehicle Identification Number (VIN) of each vehicle concerned.</b></p>	

### DESCRIPTION

On the vehicles affected by this bulletin, the end of the exhaust diffuser drain tube may not be properly attached.

### MATERIAL

Order the following parts:

Part No.	Description	Qty
5011119	ADAPTER / 1/2NPT-Fx1/2NPT-M	1

Other parts that may be required:

Part No.	Description	Qty
680107	LOCTITE #567 THREAD SEALANT, WHITE, 50ml	A/R

**NOTE**  
Material can be obtained through regular channels.



## PROCEDURE




### DANGER

Park vehicle safely, apply parking brake, stop engine and set battery master switch(es) to the OFF position prior to working on the vehicle.

1. In the engine compartment, inspect the lower part of the diffuser drain tube and make sure there is an excess length allowing proper seating of the clamp.
2. If it is not the case, unscrew the clamp to free the tube.





3. Add adapter #5011119 to the upper connexion.
4. Re-tighten lower clamp.

### **PARTS / WASTE DISPOSAL**

DO NOT RETURN THE REPLACED PARTS. Discard waste according to applicable environmental regulations (Municipal/State[Prov.]/ Federal)

### **WARRANTY**

This modification is covered by Prevost's normal warranty. We will reimburse you thirty minutes (30min) of labor upon receipt of a warranty claim. Please submit claim via our Online Warranty System, available at [www.prevostcar.com](http://www.prevostcar.com) (under Service \ Warranty section). Use Claim Type: "Bulletin/Recall" and select "Warranty Bulletin WB15-14".

## OTHER

VBC Bulletin	N/A
Fail Code	04.03
Defect Code	09
Syst. Cond	B
Causal Part	040863

Access all our Service Bulletins on  
<https://secureus5.volvo.com/technicalpublications/en/pub.asp>  
or scan the QR-Code with your smart phone.  
E-mail us at **technicalpublications\_prev@volvo.com** and type  
"ADD" in the subject to receive our warranty bulletins by e-mail.

