

# PREVOST®

COACH MANUFACTURER

## OWNER'S MANUAL

X3-45 VIP



PA1610 Rev. 1

February 2015

PA1610

Featuring:

- New engine door design (STORM)

First edition: September 2014, Model-year 2014 starting from vehicle F-5740

REV	EFFECTIVE	DESCRIPTION	DATE
0	First Release		Sept. 2015
1	F-5875	New Keyless Entry System	Feb. 2015

This PREVOST *Private Coach Owner's Manual* has been prepared to thoroughly acquaint you, the owner, with the various equipment installed on your vehicle. Of course, you are anxious to drive your new private motorcoach and test its features, but in order to fully appreciate and safely enjoy your vehicle, please read this publication carefully.


The specifications, descriptions and figures given are based on the latest information available at printing time. And because at PREVOST we are constantly striving to improve our products, we reserve the right to make changes at any time without notice and/or obligation on our part.


Please note that this publication applies to factory-prepared, conversion-ready luxury private coaches, manufactured by PREVOST CAR INC. It describes and explains the equipment and options available for installation in our factory. Therefore, there may be equipment described herein that is not installed on your vehicle. This publication also does not cover equipment installed by your interior designer or system manufacturer.


This manual, or portions thereof, cannot be reproduced in any form whatsoever, in whole or in part, without the written consent of PREVOST CAR INC.

**Note:** Illustrations in this manual are used for reference only and may differ slightly from the actual vehicle; however, key components addressed in the manual are represented as accurately as possible.

The following boxes are used to emphasize particularly important information:

 <b>DANGER</b>
Directs the operator's attention to unsafe practices which could result in serious personal injury or death.

 <b>WARNING</b>
Directs the operator's attention to unsafe practices which could result in serious personal injury or severe damage to the vehicle.

 <b>CAUTION</b>
Directs the operator's attention to unsafe practices where personal injury is not likely but damage to vehicle components could occur.

<b>NOTE</b>
<i>Indicates supplementary information essential to the proper operation of the vehicle.</i>

For your own safety and to ensure prolonged service life of your private motorcoach, heed our warning labels: **DANGER**, **WARNING**, **CAUTION** and *NOTE*. Ignoring them could result in extensive damage and/or serious personal injury.

## CRITICAL EMISSION-RELATED MAINTENANCE

### Source of parts and repair:

A repair shop or person of the owner's choosing must maintain, replace, or repair emission control devices and systems per manufacturer's recommendations.

### Replacement of tires that are GHG certified:

The original equipment tires installed on this vehicle at the factory were certified to the U.S. EPA Greenhouse Gas (GHG) and **National Highway Traffic Safety Administration (NHTSA)** Fuel Efficiency regulations. Replacement of these tires should be with a tire of equal or lower rolling resistance levels (TRRL or Crr). Please consult your tire supplier(s) for appropriate replacement tires.

### Maintaining a GHG certified tire:

In order to maintain the certified rolling resistance of the tires which optimize fuel economy, the maintenance procedures provide by the tire manufacturer must be followed.

## EVENT DATA RECORDING DEVICES

This PREVOST vehicle is equipped with a device generally referred to as an "event data recorder" or "EDR." Please note that while the term "event data recorder" is typically used throughout the motor vehicle industry, not every EDR is the same; i.e., they do not all record the same data elements.

The EDR on this PREVOST vehicle records vehicle speed, engine RPM, time and date, plus a variety of pedal and switch positions, both before and after an "event." Sudden vehicle deceleration or the occurrence of certain other vehicle operational characteristics will define (trigger) an "event."

For any questions about this vehicle EDR device, contact a PREVOST Service Center or a regional service manager.

<b>SECTION 1</b>	<b>SAFETY PRECAUTIONS.....</b>	<b>1-1</b>
<b>SECTION 2</b>	<b>VEHICLE EXTERIOR .....</b>	<b>2-1</b>
<b>SECTION 3</b>	<b>VEHICLE INTERIOR .....</b>	<b>3-1</b>
<b>SECTION 4</b>	<b>CONTROLS AND INSTRUMENTS.....</b>	<b>4-1</b>
<b>SECTION 5</b>	<b>OTHER FEATURES .....</b>	<b>5-1</b>
<b>SECTION 6</b>	<b>STARTING AND STOPPING PROCEDURES.....</b>	<b>6-1</b>
<b>SECTION 7</b>	<b>SAFETY FEATURES AND EQUIPMENT .....</b>	<b>7-1</b>
<b>SECTION 8</b>	<b>CARE AND MAINTENANCE .....</b>	<b>8-1</b>
<b>SECTION 9</b>	<b>TECHNICAL INFORMATION.....</b>	<b>9-1</b>
<b>ABBREVIATIONS</b>		
<b>APPENDIX A – SERVICE LITERATURE</b>		
<b>APPENDIX B – TROUBLESHOOTING MULTIPLEX</b>		
<b>APPENDIX C – ALLISON DIAGNOSTIC TROUBLESHOOTING CODES</b>		
<b>APPENDIX D – TPMS TROUBLESHOOTING GUIDE</b>		