

# Addendum, Display IC08 Operating Instructions

## Vehicle Messages and Symbols

Please read the following updated information regarding Vehicle Messages and Symbols. Disregard information on page 10 of the current operating instructions, Display IC08. Publication no. PV776–89188728 (02.2015).

This document applies for following chassis ID:

- 166746 — 166757
- 166926 — 166937
- 167451 — 167455
- 167539 — 167543
- 168149
- 168560 — 168569
- 169565
- 169811
- 170076
- 170237 — 170240
- 170550 — 170555
- 171277 — 171284
- 171371 — 171378
- 171421 — 171434
- 171620 — 171623
- 171695 — 171700
- 171790
- 171877 — 171880
- 172805 — 172808

## Reason for updating:

The following symbols was missing and has been added in the information:

“Freezing conditions outdoor”; ❄.

“Auxiliary pressure no data”; Ⓐ.

“Supply voltage below 24 V”; ⚡.

In this other symbol was updated the icon and the description:






















For the current symbol: “Water level, toilet”; 🚽, must be “Toilet fluid level”; 🚽.

This symbol was deleted in the information:

“High battery voltage”; 🔋, the reason is because in the OBD13 and OBD15 coaches the valid symbol is “Battery voltage to high”; 🔋.

See following table:

## 2 Vehicle Messages and Symbols 10

|  |   |   |                                |
|--|---|---|--------------------------------|
|    | Luggage hatch open.   |    | Door open.                     |
|    | Faulty door.  |    | Engine cover open.             |
|    | Faulty headlamp.  |    | Faulty brake light.            |
|    | Faulty direction indicator.   |    | Overheating, instrument.       |
|    | Battery voltage too high.<br>See also (Meter menu)  |    | Low level, washer fluid.       |
|    | Hill start assist enabled.  |    | Air conditioning not working.  |
|    | One or more lamps not lighting up.  | <b>R</b>  | Reverse gear selected.         |
|    | Graph sheet compartment open or sheet for driver 1 missing.<br>(analogue tachograph)                |    | Speeding                       |
|  | <ul style="list-style-type: none"> <li>• high ash level</li> <li>• regeneration required</li> </ul> |  | Stop at next bus stop.         |
|  | Toilet fluid level.   |  | Freezing conditions — Outdoor. |
|  | Supply voltage below 24 V.  |  | Auxiliary pressure no data.    |