
TABLE OF CONTENTS

Safety precautions.....	3 - 7
Defensive driving.....	3 - 8

STARTING AND STOPPING PROCEDURES 4 - 1

General information.....	4 - 1
Detroit Diesel Electronic Control (DDEC).....	4 - 2
World Transmission WT Electronic Control System.....	4 - 3
Manual transmission.....	4 - 7
Cold weather starting.....	4 - 7
Daily inspection.....	4 - 8
Recommendations.....	4 - 9
Heating and air conditioning.....	4 - 10
Preheating systems.....	4 - 13
Windshield washer reservoir.....	4 - 14
Jump starting.....	4 - 15
Electric circuit protection.....	4 - 16
Tires.....	4 - 18
Jacking points.....	4 - 20
Towing.....	4 - 20
Retractable tag axle.....	4 - 21
Tag axle unloaded.....	4 - 21

TECHNICAL INFORMATION 5 - 1

Dimensions.....	5 - 1
Weights.....	5 - 2
Capacities.....	5 - 2
Fuel type.....	5 - 2
Wheels and tires.....	5 - 2
Belts.....	5 - 3
Engines.....	5 - 3
Transmissions.....	5 - 3
Drive axle ratio.....	5 - 3
Brakes.....	5 - 4
Antilock braking system (ABS).....	5 - 4
Steering.....	5 - 4
Electrical system.....	5 - 4

Sound system.....	5 - 5
Video system.....	5 - 5
Suspension.....	5 - 5
Alignment.....	5 - 5
Heating and air conditioning.....	5 - 5
Oil specifications.....	5 - 6
Preheating systems.....	5 - 7
Storage volume.....	5 - 7
Seats.....	5 - 7
Data plate and certification.....	5 - 7
Light bulb data.....	5 - 10
DDEC III diagnostic codes.....	5 - 12
World transmission WT diagnostic codes.....	5 - 14

CARE AND MAINTENANCE 6 - 1

Interior cleaning.....	6 - 1
Exterior cleaning.....	6 - 3
Oil verification.....	6 - 4
Air tanks.....	6 - 7
Coolant level verification.....	6 - 7
Water separator.....	6 - 7
Belt tensioners.....	6 - 8
A/C and heating air filters.....	6 - 8
Flexible hose maintenance.....	6 - 9
Lubrication.....	6 - 9
Fire extinguishers.....	6 - 9
110-120 volt in-station lighting.....	6 - 9
110-120 volt in-station connectors.....	6 - 9
Back-up camera.....	6 - 10
Filter restriction indicator.....	6 - 10
Lavatory maintenance.....	6 - 10
First service on new vehicle.....	6 - 12
Lubrication and servicing schedule.....	6 - 13

SERVICE LITERATURE 7 - 1

SERVICE LITERATURE

Additional copies of the following Service Literature are available upon request and at low cost.

- **Maintenance Manual**

- **Operator's Manual**

- **Parts Manual**

To order the desired Manual(s), please contact your local distributor or write to:

PRÉVOST CAR INC.

ATTN.: TECHNICAL PUBLICATIONS DEPARTMENT

35 Boulevard Gagnon

Sainte-Claire, Québec

Canada, G0R 2V0

Fax no.: (418) 883 - 4157

Specify your vehicle's complete serial number. Allow 30 days for delivery.

A

ABS brake.....3 - 2, 5 - 4
Accelerator pedal 2 - 28
Accessories 2 - 41
Adjustable louver 2 - 4, 2 - 16, 2 - 43
Air conditioning2-16, 4-11
Air filters, A/C & heating 6 - 8
Air horn 2 - 27, 3 - 5
Air system emergency fill valves..... 3 - 2
Air tanks 6 - 7
Alarm, back up..... 3 - 3
Alarm system..... 3 - 6
Alignment..... 5 - 5
Antilock braking system 3 - 2, 5 - 4
Audio/Video control unit 2 -16
Auxiliary sump tank draining 6 - 11

B

Back-up alarm 3 - 3
Back-up camera / TV monitor2 - 41, 6 - 10
Baggage compartment door locks..... 2 - 4
Battery disconnect switch, main 2 - 2
Battery equalizers..... 4 - 17
Belts, engine 5 - 3
Belt tensioners 6 - 8
Blinds 2 - 42
Block heater, engine..... 4 - 7, 6 - 9
Brakes
 Anti-lock (ABS).....3 - 2, 5 - 4
 Emergency 2 - 28, 3 - 1
 Engine (Jacob's) 2 - 4, 4 - 3
 Parking 2 - 23, 3 - 1
 Parking brake override 2 - 23
 Service 2 - 28, 3 - 1
Breakers, main 4 - 16
Bulb chart..... 5 - 10

C

Camera, maintenance6 - 10
Capacities, refill.....5 - 2
Card tables..... 2 - 44
Care and maintenance6 - 1
Central A/C and heating controls 4 - 11
Changing wheels 4 - 18
Check engine light 2 - 12
Chime, stop/service power switch 2 - 4, 2 - 44
Cleaning, exterior6 - 3
Cleaning, interior6 - 1
Clutch pedal 2 - 28
Coach final record.....5 - 8
Cold starting aid (Ether) 2 - 15, 4 - 7
Compartments, exterior
 A/C & heating 2 - 39
 Baggage 2 - 38
 Battery (XL-40) 2 - 40
 Condenser 2 - 39
 Engine..... 2 - 37
 Entrance door 2 - 36
 Fuel tank filling door 2 - 36
 L.H. side service (XL-45) 2 - 39
 Main power (XL-45)..... 2 - 39
 Service doors 2 - 39
 Spare wheel and tire 4 - 18
 XL-40 (details) 2 - 34
 XL-45 (details) 2 - 35
Compartments, interior
 Lavatory 2 - 40
 Parcel racks..... 2 - 41
 Safety equipment compartment..... 2 - 41
Controls and instrument panels..... 2 - 3
Coolant level verification..... 6 - 7
Cruise control switches 2 - 5

D

Daily inspection 4 - 8
Dashboard 2 - 7
Data plate & certification 5 - 7
Day time running lights..... 3 - 5
Defensive driving..... 3 - 8
Destination sign..... 2 - 42
Detroit diesel electronic control (DDEC)..... 4 - 2
Diagnostic codes
 World transmission (WT)..... 5 - 17
 Detroit Diesel Electronic Control 5 - 12
Differential oil 5 - 6
Dimensions, vehicle 5 - 1
Dome lights..... 2 - 5
DO NOT SHIFT light 2 - 11, 4 - 5
Door, entrance..... 2 - 28
Door override..... 2 - 23, 3 - 4
DOT certification label..... 5 - 9
Drive axle ratio..... 5 - 3
Driver's A/C - heating system ctrls..... 2 - 16, 4 - 12
Driver's fan..... 2 - 42
Driver's light switch..... 2 - 4
Driver's seat..... 2 - 29
Driver's window 2 - 41

E

Electrical system..... 5 - 4
Electric circuit protection 4 - 16
Electric horns..... 2 - 27, 3 - 5
Emergency
 Exits..... 3 - 4
 warning reflectors 3 - 6
Engine
 Block heater 4 - 7
 Compartment components 2 - 37
 DDEC 4 - 2
 DDEC III diagnostic codes 5 - 12

Retarder (Jacob's)..... 2 - 4, 4 - 3
Starting (from driver's compt.)..... 4 - 1
Starting (from engine compt.) 4 - 1
Stop override 2 - 15
Warm-up..... 4 - 8
EPA engine labels..... 5 - 9
Ether, cold starting aid 2 - 15, 4 - 7
Exits, emergency
 Entrance door 3 - 4
 Roof escape 3 - 4
 Side windows 3 - 4
Exterior cleaning 6 - 3
Exterior mirror heating switch 2 - 4
Extinguishers, fire 3 - 6, 6 - 9

F

Filter restriction indicator..... 6 - 10
Fire extinguishers..... 3 - 6, 6 - 9
Fire hatchet 3 - 7
First aid kit..... 3 - 6
First service on new vehicle 6 - 12
Flexible hose maintenance..... 6 - 9
Fluorescent lighting..... 2 - 5
Fog lights 2 - 15, 3 - 5
Foot-operated controls..... 2 - 27
Fresh water reservoir draining..... 6 - 10
Fresh water reservoir filling 6 - 11
Fuel tank filling 2 - 2
Fuel type..... 5 - 2
Fuses..... 4 - 17

G

Galley 2 - 44
Gauges..... 2 - 7
General information 4 - 1

H

Hatchet, fire	3 - 7
Hazard flashers	2 - 15
Heating and air conditioning	
Central.....	2 - 16, 4 - 11
Driver's	2 - 16, 4 - 12
Ventilation	4 - 10
Heating and air conditioning (tech. info.)	5 - 5
Horns, air	2 - 27, 3 - 5
Horns, electric.....	2 - 27, 3 - 5
Hi-buoy / kneeling control switch	2 - 5
Hi-buoy system.....	3 - 3
Hubodometer.....	2 - 44

I

Identification plates.....	5 - 7
Indicator lights, dashboard	2 - 7
Ignition switch	2 - 14
In-station connectors (110 - 120 volt)	6 - 9
In-station lighting (110 - 120 volt).....	6 - 9
Interphone.....	2 - 19
Interior cleaning.....	6 - 1

J

Jacking points.....	4 - 20
Jack/tools.....	3 - 6
Jacob's engine brake	2 - 4, 4 - 3
Jump starting.....	4 - 15

K

Keys	2 - 1
Kneeling / hi-buoy control switch	2 - 5
Kneeling system	3 - 3

L

Lavatory.....	2 - 40
Lavatory maintenance	6 - 10
Lever, multifunction.....	2 - 26
Lever, transmission retarder.....	2 - 27
L.H. lower switch panel.....	2 - 14
L.H. outside mirror control	2 - 5
L.H. side control panel	2 - 4
Light bulb data.....	5 - 10
Lighting, exterior.....	2 - 15
Lighting, fluorescent.....	2 - 5
Light switch, driver's.....	2 - 4
Lights	
Day time running	3 - 5
Fog.....	3 - 5
Literature, service	7 - 1
Louver, adjustable.....	2 - 4, 2 - 16, 2 - 43
Low-buoy system	2 - 23, 3 - 3
Lubricant specifications	6 - 19
Lubrication.....	6 - 9
Lubrication and servicing schedule	6 - 13

M

Main battery disconnect switch	2 - 2
Main breakers	4 - 16
Main power compartment (XL-45).....	2 - 39
Main sump tank draining	6 - 11
Main sump tank filling	6 - 11
Manual transmission.....	2 - 25
Microphone jacks	2 - 5, 2 - 18
Mirrors	
Exterior mirrors	2 - 32
Heating switch	2 - 4
Interior mirror	2 - 32
L.H. outside mirror control.....	2 - 5
R.H. outside mirror control	2 - 5

Mud flaps and splash guards 2 - 43
 Multifunction lever..... 2 - 26

N

New vehicle, first service on 6 - 12

O

Oil capacities 5 - 2
 Oil specification 5 - 6
 Oil level verification
 A/C compressor 6 - 6
 Clutch pedal master cylinder 6 - 5
 Engine 6 - 4
 Fan gearbox 6 - 6
 Power steering 6 - 6
 Transmission (automatic) 6 - 4
 Transmission (manual) 6 - 5
 Wheel bearing 6 - 6
 Output retarder, transmission 2 - 4, 4 - 4
 Override, door 2 - 23, 3 - 4

P

Public address system (P. A.) 2 - 18
 Parcel racks 2 - 41
 Parking brake 2 - 23, 3 - 1
 Parking brake override 2 - 23
 Part number specifications 6 - 20
 Parts kit, spare 2 - 45
 Passenger seats 2 - 31
 Preheating systems
 Espar 2 - 23, 2 - 46, 4 - 13
 Webasto 2 - 23, 2 - 47, 4 - 14
 Prodriver™ - Engine data
 display and computer 2 - 20

Q

"Quick Lounge" system 2 - 44

R

Radio AM/FM 2 - 16
 Reading lamps 2 - 5
 Recommendations 4 - 9
 Reflectors, emergency warning 3 - 6
 Retractable or unloaded tag axle 2 - 23, 4 - 21
 R.H. console 2 - 15
 R.H. lateral console 2 - 22
 R.H. lower switch panel 2 - 15

S**Safety**

Attestation 5 - 9
 Equipment 3 - 6
 Precautions 3 - 7

Seat

Driver 2 - 29
 Passenger 2 - 31
 Tour guide 2 - 32

Serial number, vehicle 5 - 8
 Service literature 7 - 1
 Service on new vehicle (first) 6 - 12
 Servicing and lubrication schedule 6 - 13
 Sound system 5 - 5
 Spare parts 2 - 45
 Speed control (cruise) 2 - 5
 Splash guards and mud flaps 2 - 43
 Starting engine from driver's compt. 4 - 1

Starting engine from engine compt..... 4 - 1
 Steering wheel and telescopic column 2 - 28
 Stereo receiver, AM/FM 2 - 16

Stop/service chime power switch..... 2 - 4, 2 - 44
 Stop/service/reading lamp 2 - 5, 2 - 44
 Storage volume 5 - 7
 Suspension..... 5 - 5

Switches

Auxiliary A/C 2 - 15
 Baggage door lock..... 2 - 4
 Cruise control..... 2 - 5
 Dome lights 2 - 5
 Ether cold starting aid 2 - 15
 Exterior lighting switch 2 - 15
 Fast idle..... 2 - 14
 Fluorescent lighting..... 2 - 5
 Fog lights..... 2 - 15
 Galley power 2 - 44
 Hazard flashers..... 2 - 15
 Ignition 2 - 14
 Kneeling/hi-buoy 2 - 5
 L.H. outside mirror control 2 - 5
 Light, driver's..... 2 - 4
 Mirror heating..... 2 - 4
 Reading lamps..... 2 - 5
 Retarder, engine 2 - 4
 Retarder, transmission 2 - 4
 R.H. outside mirror control..... 2 - 5
 "Stop Engine" override 2 - 15
 Stop/service chime 2 - 4
 Transmission pushbutton 2 - 23
 Video power 2 - 17

T

Tachograph 2 - 13
 Tachometer 2 - 13
 Tag axle, unloaded or retractable 2 - 23

Technical information

Alignment..... 5 - 5
 Belts 5 - 3
 Brakes..... 5 - 4
 Brakes (ABS)..... 5 - 4
 Capacities..... 5 - 2
 Coach final record 5 - 8
 Data plate & certification 5 - 7
 DDEC III diagnostic codes 5 - 12
 Dimensions..... 5 - 1
 DOT certification label..... 5 - 9
 Drive axle ratio..... 5 - 3
 Electrical system 5 - 4
 Engines..... 5 - 3
 EPA engine label..... 5 - 9
 Fuel type 5 - 2
 Heating and air conditioning 5 - 5
 Light bulb data 5 - 10
 Oil specifications 5 - 6
 Preheating systems..... 5 - 7
 Safety attestation..... 5 - 9
 Seats..... 5 - 7
 Sound system..... 5 - 5
 Steering 5 - 4
 Storage volume 5 - 7
 Suspension..... 5 - 5
 Transmissions 5 - 3
 Transmission WT, Diag. codes..... 5 - 17
 Vehicle identification number 5 - 8
 Wheels and tires..... 5 - 2
 Weights..... 5 - 2

Battery re-plate & certification 5 - 7
 DDEC III diagnostic codes 5 - 12
 Dimensions..... 5 - 1
 DOT certification label..... 5 - 9
 Drive axle ratio..... 5 - 3
 Electrical system 5 - 4
 Engines..... 5 - 3
 EPA engine label..... 5 - 9
 Fuel type 5 - 2
 Heating and air conditioning 5 - 5
 Light bulb data 5 - 10
 Oil specifications 5 - 6
 Preheating systems..... 5 - 7
 Safety attestation..... 5 - 9
 Seats..... 5 - 7
 Sound system..... 5 - 5
 Steering 5 - 4
 Storage volume 5 - 7
 Suspension..... 5 - 5
 Transmissions 5 - 3
 Transmission WT, Diag. codes..... 5 - 17
 Vehicle identification number 5 - 8
 Wheels and tires..... 5 - 2
 Weights..... 5 - 2
 Timer, preheating system 2 - 23
 Tires..... 4 - 18, 5 - 2
 Tools/jack 3 - 6
 Tour guide seat 2 - 32
 Towing..... 4 - 20

Transmission

Automatic	2 - 23
Clutch pedal	2 - 28
Cooler circuit	4 - 4
DDR, diagnostic data reader	2 - 5, 4 - 5
Diagnostic code list.....	5 - 17
Diagnostic telltales	4 - 5
Electronic control system WT.....	4 - 3
Importance of proper oil level	4 - 6
Lever, retarder	2 - 27
Light, do not shift.....	4 - 5
Manual	2 - 25, 4 - 7
Oil level sensor (OLS) codes.....	4 - 7
Operation (automatic).....	2 - 24
Planetary gears & clutches.....	4 - 4
Pushbutton shifter	2 - 23
Retarder, output	2 - 4, 4 - 4
Torque converter	4 - 4
Warm-up	4 - 8

V

Vehicle identification number (VIN)	5 - 8
Video system.....	2 - 17

W

Warm-up	
Engine.....	4 - 8
Transmission	4 - 8
Warning lights	2 - 9
Waste container	2 - 42
Water heater timer	2 - 23
Water separator	6 - 7
Weights, vehicle.....	5 - 2
Wheel bearing oil level.....	6 - 6
Wheels, changing	4 - 18
Wheels and tires	5 - 2
Windshield washer reservoir	4 - 14

A

ABS brake.....3 - 2, 5 - 4
Accelerator pedal 2 - 28
Accessories 2 - 41
Adjustable louver 2 - 4, 2 - 16, 2 - 43
Air conditioning2-16, 4-11
Air filters, A/C & heating 6 - 8
Air horn 2 - 27, 3 - 5
Air system emergency fill valves..... 3 - 2
Air tanks..... 6 - 7
Alarm, back up..... 3 - 3
Alarm system..... 3 - 6
Alignment..... 5 - 5
Antilock braking system3 - 2, 5 - 4
Audio/Video control unit 2 -16
Auxiliary sump tank draining 6 - 11

B

Back-up alarm 3 - 3
Back-up camera / TV monitor2 - 41, 6 - 10
Baggage compartment door locks..... 2 - 4
Battery disconnect switch, main 2 - 2
Battery equalizers..... 4 - 17
Belts, engine 5 - 3
Belt tensioners 6 - 8
Blinds 2 - 42
Block heater, engine..... 4 - 7, 6 - 9
Brakes
 Anti-lock (ABS).....3 - 2, 5 - 4
 Emergency2 - 28, 3 - 1
 Engine (Jacob's)2 - 4, 4 - 3
 Parking2 - 23, 3 - 1
 Parking brake override 2 - 23
 Service 2 - 28, 3 - 1
Breakers, main 4 - 16
Bulb chart..... 5 - 10

C

Camera, maintenance6 - 10
Capacities, refill.....5 - 2
Card tables.....2 - 44
Care and maintenance6 - 1
Central A/C and heating controls4 - 11
Changing wheels 4 - 18
Check engine light2 - 12
Chime, stop/service power switch..... 2 - 4, 2 - 44
Cleaning, exterior6 - 3
Cleaning, interior6 - 1
Clutch pedal2 - 28
Coach final record.....5 - 8
Cold starting aid (Ether)..... 2 - 15, 4 - 7
Compartments, exterior
 A/C & heating2 - 39
 Baggage2 - 38
 Battery (XL-40)2 - 40
 Condenser2 - 39
 Engine.....2 - 37
 Entrance door2 - 36
 Fuel tank filling door2 - 36
 L.H. side service (XL-45)2 - 39
 Main power (XL-45).....2 - 39
 Service doors2 - 39
 Spare wheel and tire4 - 18
 XL-40 (details)2 - 34
 XL-45 (details)2 - 35
Compartments, interior
 Lavatory2 - 40
 Parcel racks.....2 - 41
 Safety equipment compartment.....2 - 41
Controls and instrument panels.....2 - 3
Coolant level verification.....6 - 7
Cruise control switches.....2 - 5

D

Daily inspection 4 - 8
 Dashboard 2 - 7
 Data plate & certification 5 - 7
 Day time running lights..... 3 - 5
 Defensive driving..... 3 - 8
 Destination sign..... 2 - 42
 Detroit diesel electronic control (DDEC)..... 4 - 2
 Diagnostic codes
 World transmission (WT)..... 5 - 17
 Detroit Diesel Electronic Control 5 - 12
 Differential oil 5 - 6
 Dimensions, vehicle 5 - 1
 Dome lights..... 2 - 5
 DO NOT SHIFT light 2 - 11, 4 - 5
 Door, entrance..... 2 - 28
 Door override..... 2 - 23, 3 - 4
 DOT certification label..... 5 - 9
 Drive axle ratio..... 5 - 3
 Driver's A/C - heating system ctrls..... 2 - 16, 4 - 12
 Driver's fan..... 2 - 42
 Driver's light switch..... 2 - 4
 Driver's seat..... 2 - 29
 Driver's window 2 - 41

E

Electrical system..... 5 - 4
 Electric circuit protection 4 - 16
 Electric horns..... 2 - 27, 3 - 5
 Emergency
 Exits..... 3 - 4
 warning reflectors 3 - 6
 Engine
 Block heater 4 - 7
 Compartment components 2 - 37
 DDEC 4 - 2
 DDEC III diagnostic codes 5 - 12

Retarder (Jacob's)..... 2 - 4, 4 - 3
 Starting (from driver's compt.)..... 4 - 1
 Starting (from engine compt.) 4 - 1
 Stop override 2 - 15
 Warm-up..... 4 - 8
 EPA engine labels..... 5 - 9
 Ether, cold starting aid 2 - 15, 4 - 7
 Exits, emergency
 Entrance door 3 - 4
 Roof escape 3 - 4
 Side windows 3 - 4
 Exterior cleaning 6 - 3
 Exterior mirror heating switch 2 - 4
 Extinguishers, fire 3 - 6, 6 - 9

F

Filter restriction indicator..... 6 - 10
 Fire extinguishers..... 3 - 6, 6 - 9
 Fire hatchet 3 - 7
 First aid kit..... 3 - 6
 First service on new vehicle 6 - 12
 Flexible hose maintenance..... 6 - 9
 Fluorescent lighting..... 2 - 5
 Fog lights 2 - 15, 3 - 5
 Foot-operated controls..... 2 - 27
 Fresh water reservoir draining..... 6 - 10
 Fresh water reservoir filling 6 - 11
 Fuel tank filling 2 - 2
 Fuel type..... 5 - 2
 Fuses..... 4 - 17

G

Galley 2 - 44
 Gauges..... 2 - 7
 General information 4 - 1

H

Hatchet, fire	3 - 7
Hazard flashers	2 - 15
Heating and air conditioning	
Central.....	2 - 16, 4 - 11
Driver's	2 - 16, 4 - 12
Ventilation	4 - 10
Heating and air conditioning (tech. info.)	5 - 5
Horns, air	2 - 27, 3 - 5
Horns, electric.....	2 - 27, 3 - 5
Hi-buoy / kneeling control switch	2 - 5
Hi-buoy system.....	3 - 3
Hubodometer.....	2 - 44

I

Identification plates.....	5 - 7
Indicator lights, dashboard	2 - 7
Ignition switch	2 - 14
In-station connectors (110 - 120 volt)	6 - 9
In-station lighting (110 - 120 volt).....	6 - 9
Interphone.....	2 - 19
Interior cleaning.....	6 - 1

J

Jacking points.....	4 - 20
Jack/tools.....	3 - 6
Jacob's engine brake	2 - 4, 4 - 3
Jump starting.....	4 - 15

K

Keys.....	2 - 1
Kneeling / hi-buoy control switch	2 - 5
Kneeling system	3 - 3

L

Lavatory.....	2 - 40
Lavatory maintenance	6 - 10
Lever, multifunction.....	2 - 26
Lever, transmission retarder.....	2 - 27
L.H. lower switch panel.....	2 - 14
L.H. outside mirror control	2 - 5
L.H. side control panel	2 - 4
Light bulb data.....	5 - 10
Lighting, exterior.....	2 - 15
Lighting, fluorescent.....	2 - 5
Light switch, driver's.....	2 - 4
Lights	
Day time running	3 - 5
Fog.....	3 - 5
Literature, service	7 - 1
Louver, adjustable.....	2 - 4, 2 - 16, 2 - 43
Low-buoy system	2 - 23, 3 - 3
Lubricant specifications	6 - 19
Lubrication.....	6 - 9
Lubrication and servicing schedule	6 - 13

M

Main battery disconnect switch	2 - 2
Main breakers	4 - 16
Main power compartment (XL-45).....	2 - 39
Main sump tank draining	6 - 11
Main sump tank filling	6 - 11
Manual transmission.....	2 - 25
Microphone jacks	2 - 5, 2 - 18
Mirrors	
Exterior mirrors	2 - 32
Heating switch	2 - 4
Interior mirror	2 - 32
L.H. outside mirror control.....	2 - 5
R.H. outside mirror control	2 - 5

Mud flaps and splash guards 2 - 43
Multifunction lever..... 2 - 26

N

New vehicle, first service on 6 - 12

O

Oil capacities 5 - 2
Oil specification 5 - 6
Oil level verification
 A/C compressor 6 - 6
 Clutch pedal master cylinder 6 - 5
 Engine 6 - 4
 Fan gearbox 6 - 6
 Power steering 6 - 6
 Transmission (automatic) 6 - 4
 Transmission (manual) 6 - 5
 Wheel bearing 6 - 6
Output retarder, transmission 2 - 4, 4 - 4
Override, door 2 - 23, 3 - 4

P

Public address system (P. A.) 2 - 18
Parcel racks 2 - 41
Parking brake 2 - 23, 3 - 1
Parking brake override 2 - 23
Part number specifications 6 - 20
Parts kit, spare 2 - 45
Passenger seats 2 - 31
Preheating systems
 Espar 2 - 23, 2 - 46, 4 - 13
 Webasto 2 - 23, 2 - 47, 4 - 14
Prodriver™ - Engine data
display and computer 2 - 20

Q

"Quick Lounge" system 2 - 44

R

Radio AM/FM 2 - 16
Reading lamps 2 - 5
Recommendations 4 - 9
Reflectors, emergency warning 3 - 6
Retractable or unloaded tag axle 2 - 23, 4 - 21
R.H. console 2 - 15
R.H. lateral console 2 - 22
R.H. lower switch panel 2 - 15

S

Safety

Attestation 5 - 9
Equipment 3 - 6
Precautions 3 - 7

Seat

Driver 2 - 29
Passenger 2 - 31
Tour guide 2 - 32

Serial number, vehicle 5 - 8
Service literature 7 - 1
Service on new vehicle (first) 6 - 12
Servicing and lubrication schedule 6 - 13
Sound system 5 - 5
Spare parts 2 - 45
Speed control (cruise) 2 - 5
Splash guards and mud flaps 2 - 43
Starting engine from driver's compt. 4 - 1

Starting engine from engine compt..... 4 - 1
 Steering wheel and telescopic column 2 - 28
 Stereo receiver, AM/FM 2 - 16

Stop/service chime power switch.....2 - 4, 2 - 44
 Stop/service/reading lamp2 - 5, 2 - 44
 Storage volume 5 - 7
 Suspension..... 5 - 5

Switches

Auxiliary A/C 2 - 15
 Baggage door lock..... 2 - 4
 Battery master switch 2 - 2
 Cruise control..... 2 - 5
 Dome lights 2 - 5
 Ether cold starting aid..... 2 - 15
 Exterior lighting switch 2 - 15
 Fast idle..... 2 - 14
 Fluorescent lighting..... 2 - 5
 Fog lights..... 2 - 15
 Galley power 2 - 44
 Hazard flashers..... 2 - 15
 Ignition..... 2 - 14
 Kneeling/hi-buoy 2 - 5
 L.H. outside mirror control 2 - 5
 Light, driver's..... 2 - 4
 Mirror heating..... 2 - 4
 Reading lamps..... 2 - 5
 Retarder, engine 2 - 4
 Retarder, transmission 2 - 4
 R.H. outside mirror control..... 2 - 5
 "Stop Engine" override 2 - 15
 Stop/service chime 2 - 4
 Transmission pushbutton 2 - 23
 Video power 2 - 17

T

Tachograph 2 - 13
 Tachometer 2 - 13

Tag axle, unloaded or retractable.....2 - 23

Technical information

Alignment.....5 - 5
 Belts5 - 3
 Brakes.....5 - 4
 Brakes (ABS).....5 - 4
 Capacities5 - 2
 Coach final record5 - 8
 Data plate & certification5 - 7
 DDEC III diagnostic codes5 - 12
 Dimensions.....5 - 1
 DOT certification label.....5 - 9
 Drive axle ratio.....5 - 3
 Electrical system5 - 4
 Engines.....5 - 3
 EPA engine label.....5 - 9
 Fuel type5 - 2
 Heating and air conditioning5 - 5
 Light bulb data5 - 10
 Oil specifications5 - 6
 Preheating systems.....5 - 7
 Safety attestation.....5 - 9
 Seats.....5 - 7
 Sound system.....5 - 5
 Steering5 - 4
 Storage volume5 - 7
 Suspension.....5 - 5
 Transmissions5 - 3
 Transmission WT, Diag. codes.....5 - 17
 Vehicle identification number5 - 8
 Wheels and tires.....5 - 2
 Weights.....5 - 2

Timer, preheating system2 - 23
 Tires..... 4 - 18, 5 - 2
 Tools/jack3 - 6
 Tour guide seat2 - 32
 Towing.....4 - 20

Transmission



Automatic	2 - 23
Clutch pedal	2 - 28
Cooler circuit	4 - 4
DDR, diagnostic data reader	2 - 5, 4 - 5
Diagnostic code list	5 - 17
Diagnostic telltales	4 - 5
Electronic control system WT	4 - 3
Importance of proper oil level	4 - 6
Lever, retarder	2 - 27
Light, do not shift	4 - 5
Manual	2 - 25, 4 - 7
Oil level sensor (OLS) codes	4 - 7
Operation (automatic)	2 - 24
Planetary gears & clutches	4 - 4
Pushbutton shifter	2 - 23
Retarder, output	2 - 4, 4 - 4
Torque converter	4 - 4
Warm-up	4 - 8

V

Vehicle identification number (VIN)	5 - 8
Video system	2 - 17



W

Warm-up	
Engine	4 - 8
Transmission	4 - 8
Warning lights	2 - 9
Waste container	2 - 42
Water heater timer	2 - 23
Water separator	6 - 7
Weights, vehicle	5 - 2
Wheel bearing oil level	6 - 6
Wheels, changing	4 - 18
Wheels and tires	5 - 2
Windshield washer reservoir	4 - 14



P R E V O S T

PRÉVOST CAR INC.
AFTER-SALES SERVICE DEPARTMENT
35, boulevard Gagnon
Ste-Claire, (Québec)
Canada G0R 2V0



P R E V O S T

PRÉVOST CAR INC.
AFTER-SALES SERVICE DEPARTMENT
35, boulevard Gagnon
Ste-Claire, (Québec)
Canada G0R 2V0