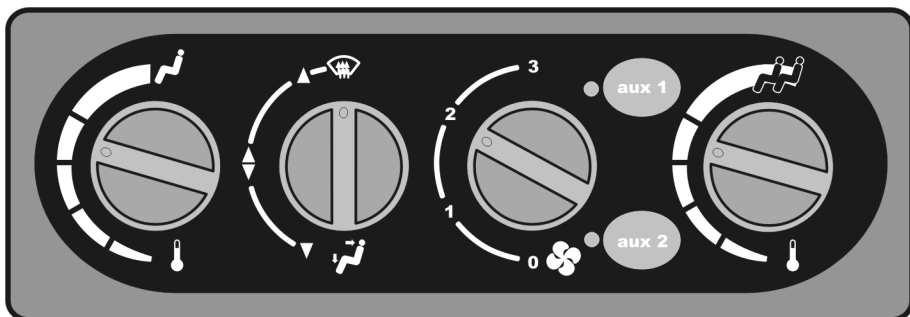


Driver's Handbook

A/C Controller QUATTRO



VOLVO

Foreword

This manual contains information concerning the operation and function A/C controls. The information in this manual applies to vehicles built January 2009 and later. Please keep this manual in the vehicle at all times.

Note: Illustrations in this manual are used for reference only and may differ slightly from the actual vehicle. However, key components addressed in this document are represented as accurately as possible.

Volvo Bus Corporation

Göteborg, Sweden

Order number: PV776-20196735

© 2009 Volvo Bus Corporation, Göteborg, Sweden

All rights reserved. No part of this publication may be reproduced, stored in retrieval system, or transmitted in any forms by any means, electronic, mechanical, photocopying, recording or otherwise, without the prior written permission of Volvo Bus Corporation

Contents

.....	1
Introduction	1
General View	1
Controller Functions	2
Controller Versions	4

Safety Information

IMPORTANT: Before driving this vehicle, be certain that you have read and that you fully understand each and every step of the driving and handling information in this manual. Be certain that you fully understand and follow all safety warnings.

IT IS IMPORTANT THAT THE FOLLOWING INFORMATION BE READ, UNDERSTOOD AND ALWAYS FOLLOWED.

The following types of advisories are used throughout this manual:



DANGER

Danger indicates an unsafe practice that could result in serious personal injury or death. A danger advisory banner is in **white** type on a **black** background with a **black** border.



WARNING

Warning indicates an unsafe practice that could result in personal injury. A warning advisory banner is in **black** type on a **gray** background with a **black** border.



CAUTION

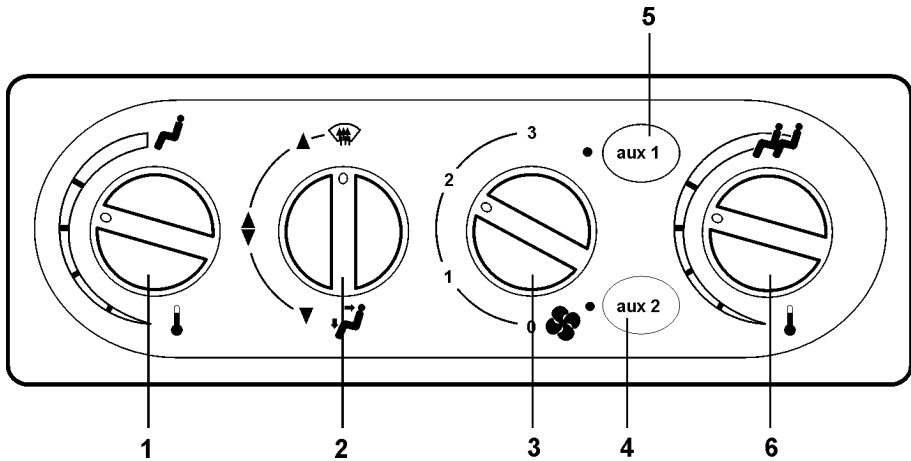
Caution indicates an unsafe practice that could result in damage to the product. A caution advisory is in **black** type on a **white** background with a **black** border.

Note: Note indicates a procedure, practice, or condition that must be followed in order for the vehicle or component to function in the manner intended.

Introduction

The Quattro A/C controller allows control of the temperature inside the bus as well as, control of additional equipment (such as the recirculation air damper and air conditioning).

General View

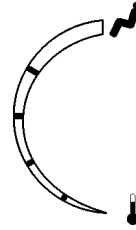


T8010359

- | | |
|---|---|
| <p>1 Temperature, driver's compartment.</p> <p>2 Direction of air flow, driver's compartment.</p> <p>3 Amount of air flow.</p> | <p>4,5 Buttons for switching on/off extra equipment and air conditioning. Lit LED indicates that equipment is on.</p> <p>6 Temperature, passengers' compartment</p> |
|---|---|

Controller Functions

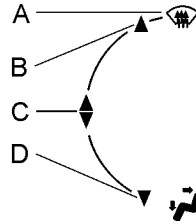
- 1 Sets desired temperature in driver's compartment to a value between 18°C (64°F) and 26°C (79°F). To switch off the temperature control option, turn the knob all the way counterclockwise.



T8010364

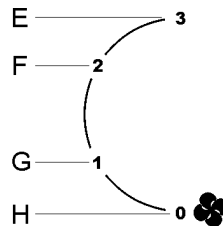
- 2 Sets the direction of the air flow into the driver's compartment.
 A) to the windscreen (defroster mode)
 B) to the windscreen
 C) to the driver and floor
 D) to the floor

There are two intermediate positions available: between B and C, and between C and D. While defroster option (A) is on, hot air is blown in regardless of the knob (1) setting. If the Viper 2000 additional controller is installed, air will not be blown in until after the engine is warmed up.



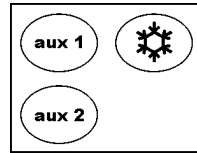
T8010362

- 3 Sets the desired amount of air flow:
 E) maximum air flow
 F) medium air flow
 G) low air flow
 H) fan is switched off



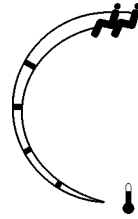
T8010363

- 4 Switches on/off additional equipment connected to the controller, or air conditioning. Lit LED indicates that equipment is on.



T8010361

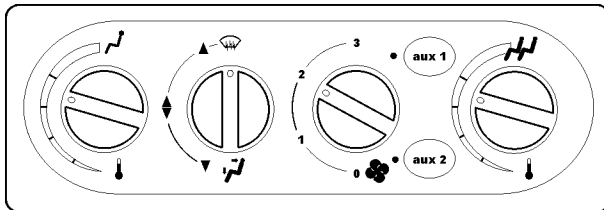
- 5 Sets the desired temperature in the passengers' compartment to a value between 18°C (64°F) and 26°C (79°F). To switch off the option of controlling temperature in the passengers' compartment, turn the knob all the way counterclockwise.



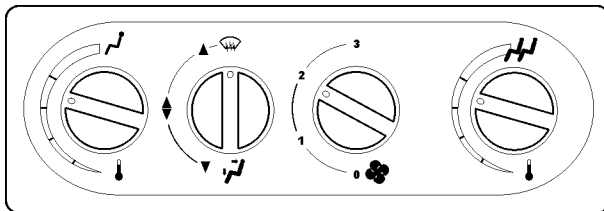
T8010365

Controller Versions

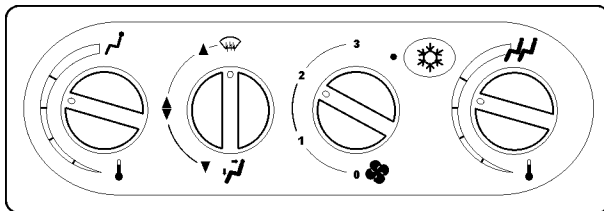
The Quattro air conditioning controller is available in the following versions:



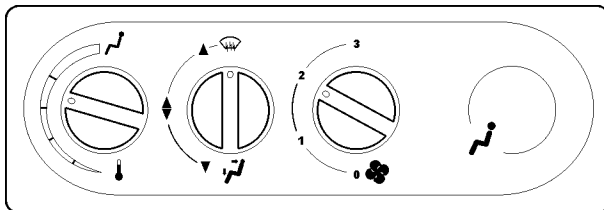
T8010366



T8010367



T8010368



T8010369

VOLVO

Volvo Bus Corporation

Göteborg, Sweden