



PREVOST

ENREGISTRÉ - REGISTERED
ISO 9001 & ISO 14001


**SAFETY
RECALL**

Sr12-19



DATE : JULY 2012	SECTION : 14-STEERING
SUBJECT : REPLACEMENT OF STEERING GEARBOX MOUNTING BOLTS	

APPLICATION

Model	VIN	
H3-45 VIP shells Model Year : 2012	From 2PCVS3497CC71 2027 up to 2PCVS3493CC71 2090 incl.	
X3-45 coaches Model Year 2012	From 2PCG33496CC73 5241 up to 2PCG33493CC73 5276 incl.	
X3-45 VIP shells Model Year : 2012	2PCBS3499CC73 5070 2PCBS3492CC73 5248 2PCBS3499CC73 5263	2PCBS3492CC73 5265 2PCBS3490CC73 5281
XLII Entertainer shells Model Year : 2012	2PCYS3494CC73 5262 2PCYS3493CC73 5267 2PCYS3496CC73 5277 2PCYS3498CC73 5278	2PCYS349XCC73 5279 2PCYS3496CC73 5280 2PCY33493CC73 5282
<p>This Safety Recall does not necessarily apply to all the above-mentioned vehicles, some vehicles may have been modified before delivery. The owners of the vehicles affected by this recall will be advised by a letter indicating the Vehicle Identification Number (VIN) of each vehicle concerned.</p>		

DESCRIPTION

On vehicles affected by this recall, it is absolutely necessary to replace the steering gearbox mounting bolts.

The steering gearbox mounting bolts found on the involved vehicles are too long to be used with the steering gearbox support design installed on the involved vehicles.

Too long bolts will reach the bottom of the blind holes found on the steering gearbox before a sufficient clamping force is created to maintain the steering gearbox properly fastened on its support. Bolts may be insufficiently torqued.

With the passing of time, the steering gearbox bolts may start to loosen, leading to reduced steering function, thus increasing the risk of a crash.

MATERIAL

Part No.	Description	Qty
5001442	SCREW, CAP HEX N500 M20x1.5X40mm Ig Grade10.9	5
611044	WASHER, FLAT N500 21X37X4	5

NOTE

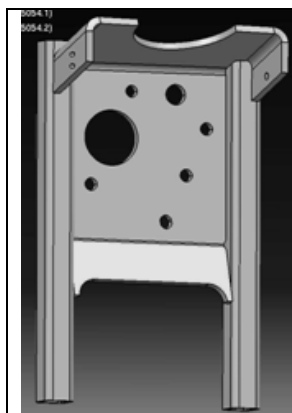
Material can be obtained through regular channels.

PROCEDURE

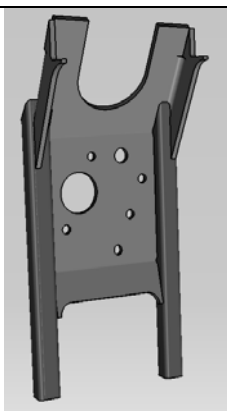


DANGER


Park vehicle safely, apply parking brake, stop engine and set battery master switch(es) to the OFF position prior to working on the vehicle.



**AFFECTED STEERING GEARBOX
SUPPORT FOUND ON X3-45 COACHES**



**AFFECTED STEERING GEARBOX
SUPPORT FOUND ON XLII MTH**

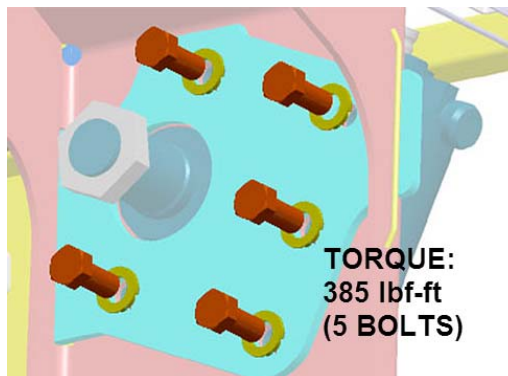


**AFFECTED STEERING GEARBOX
SUPPORT FOUND ON H3 VIP**

NOTE

In order to maintain steering gearbox in proper position, replace mounting bolts one at a time.

1. Unscrew and discard a first steering gearbox mounting bolt and washer.
2. Replace that bolt and washer using bolt #5001442 and a flat washer #611044. Apply blue Loctite 243 on bolt threads and tighten to a torque of **385 lbf-ft**.
3. Repeat the previous steps for the second bolt and so on up to the fifth bolt.
4. Finally, apply an anti-corrosion compound on bolts head and washers.



WARRANTY

This modification is covered by Prevost's normal warranty. We will reimburse you the parts and 3/4 hour (0.75) of labor upon receipt of a completed A.F.A. form on which you must specify as per "Safety Recall 12-19". **You also have to fill the "Safety Recall Certification Sheet" provided with this bulletin and return it with your A.F.A. form to be reimbursed.**

OTHER

VBC Bulletin	n-a
Fail Code	14-00
Defect Code	09
System Condition	R
Causal Part	5001494



PREVOST

**Safety Recall
Certification Sheet
(Ref: SR12-19)**

ENREGISTRÉ - REGISTERED
ISO 9001 & ISO 14001



SERIAL NUMBER: _____

PERFORMED BY		OWNER/OPERATOR	
We hereby certify that Safety Recall Instructions with regard to Safety Recall #12-19 have been performed.			
Name: _____		Name: _____	
Addr: _____		Addr: _____	
Phone: _____		Phone: _____	
Fax: _____		Fax: _____	
Signature :	_____	Signature :	_____
Date:	_____	Date:	_____

If the information mentioned above is incorrect or you are not the owner of this vehicle anymore, please fill this section and return to sender.

NEW OWNER: _____

BUSINESS: _____

ADDRESS (including County): _____

TELEPHONE: _____ **FAX:** _____

Please return this completed document with your A.F.A. form