

PREVOST

ENREGISTRÉ-REGISTERED
ISO 9001 & ISO 14001



**WARRANTY
BULLETIN**


Wb98-31A

DATE : October 1998	SECTION : 05
EXPIRATION : October 1999	
SUBJECT : AUXILLIARY A/C REFRIGERANT PIPE PROTECTION	

REVISION : A

**THIS BULLETIN DOES NOT APPLY TO XL COACHES
XL M-40, M-45 AND ME-45 BUS SHELLS NOW INCLUDED**

APPLICATION

Model	VIN
XL M-40, M-45 AND ME-45 Bus shells equipped with auxilliary A/C Model year: 1993-1999	 From 2P9M33404P1001564 up to 2PCM33490X1026759 incl.

DESCRIPTION

The refrigerant pipe may wear by rubbing against welds on the condenser. Installing a protective sheath will prevent this situation.

MATERIAL

Part No.	Description	Qty
561683	Protective sheath	3' (914 mm)

Note : Material can be obtained through regular channels.

PROCEDURE

Warning : Park vehicle safely, apply parking brake, stop engine and set battery master switch(es) to the OFF position prior to working on the vehicle.

1. Open the radiator door (Fig. 1);
2. Find the refrigerant pipe to the left of the condenser (Fig. 2);
3. Cut about 13-3/4" (350 mm) of sheath;

4. Install the sheath on the length of the pipe at risk of being in contact with the condenser;
5. Close the radiator door.

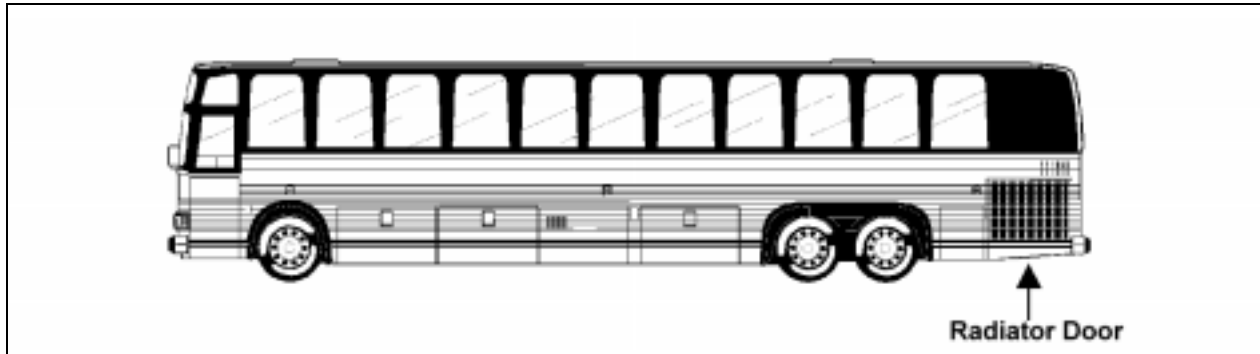


FIGURE 1 : VEHICLE EXTERIOR (TYPICAL)

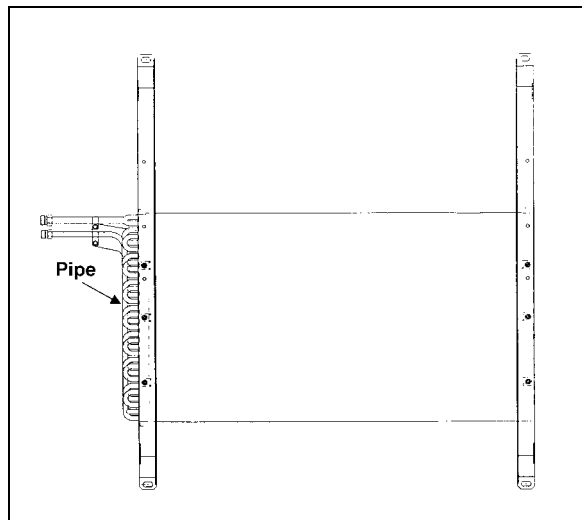


FIGURE 2 : CONDENSER

WARRANTY

This modification is covered by Prévost Car's normal warranty. We will reimburse you the parts and one quarter hour (0.25) of labor upon receipt a completed A.F.A. form on which you must specify as per "Warranty Bulletin 98-31A".

Parts disposition :

- Discard according to applicable environmental regulations (Municipal/State[Prov.]/ Federal)