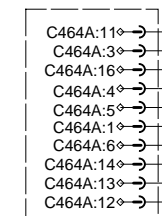


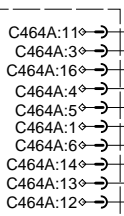
# J1939, DBUS, J1587 and ISO OBD

## OBD Conn RJB

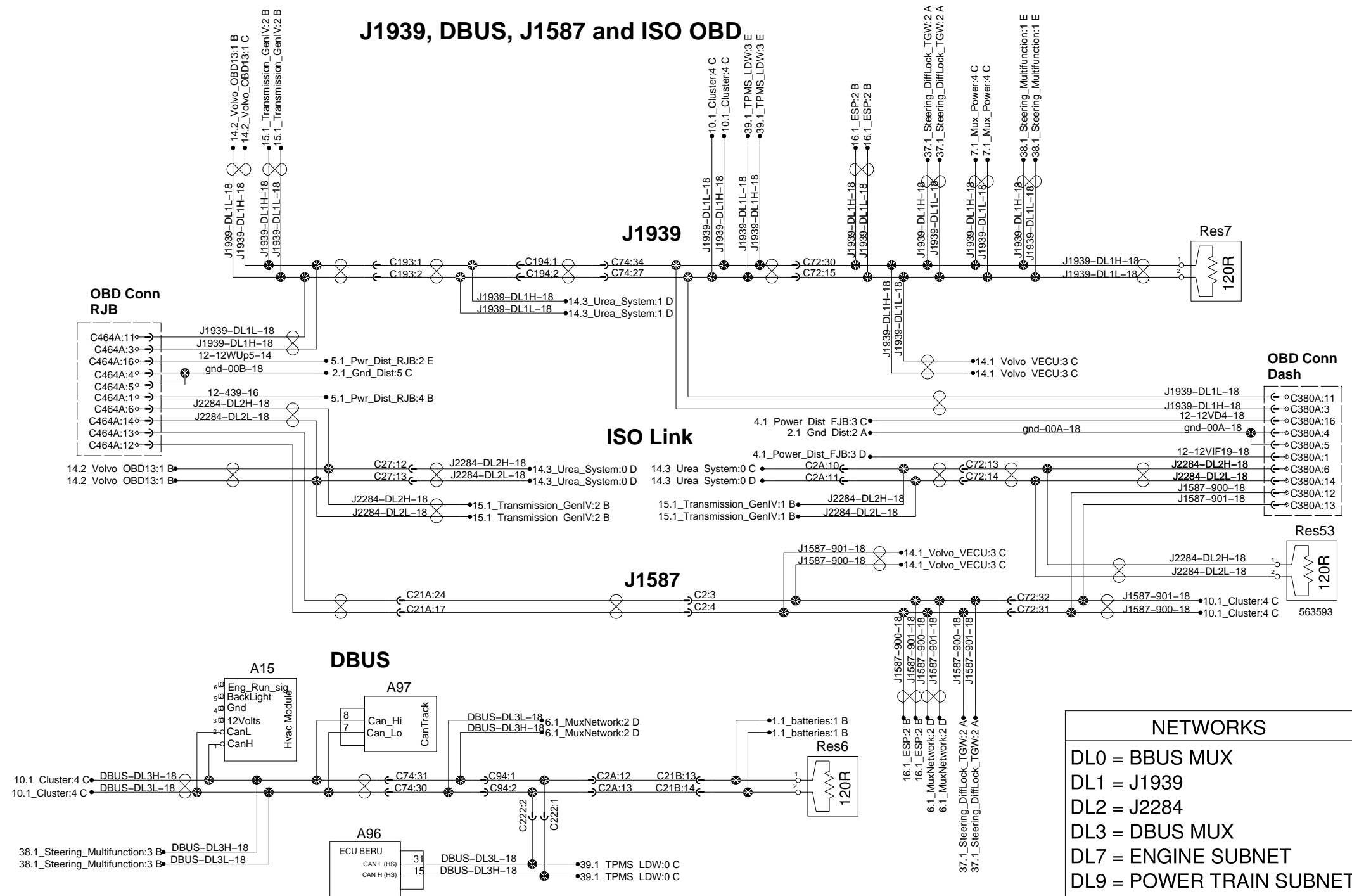


14.2\_Volvo\_OBD13:1 B  
14.2\_Volvo\_OBD13:1 B

## OBD Conn Dash



C380A:11  
C380A:3  
C380A:16  
C380A:4  
C380A:5  
C380A:1  
C380A:6  
C380A:14  
C380A:12  
C380A:13



NETWORKS	
DL0	= BBUS MUX
DL1	= J1939
DL2	= J2284
DL3	= DBUS MUX
DL7	= ENGINE SUBNET
DL9	= POWER TRAIN SUBNET