

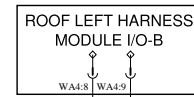
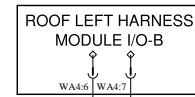
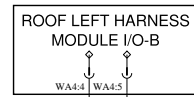
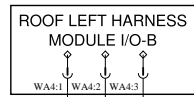
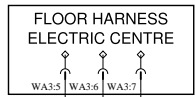
AUXILIARY LINES

QA

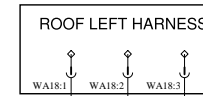
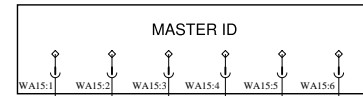
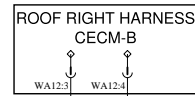
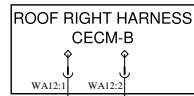
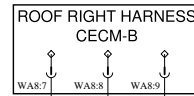
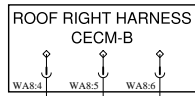
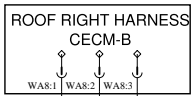
WIRING DIAGRAM

FLOOR HARNESS

ROOF LEFT HARNESS



ROOF RIGHT HARNESS



Volvo Bus Corporation

Document title
WIRING DIAGRAM

Document type
PRODUCT SCHEMATIC

Document No

21894999

Issue

02

Volume

01

Page

64/65