




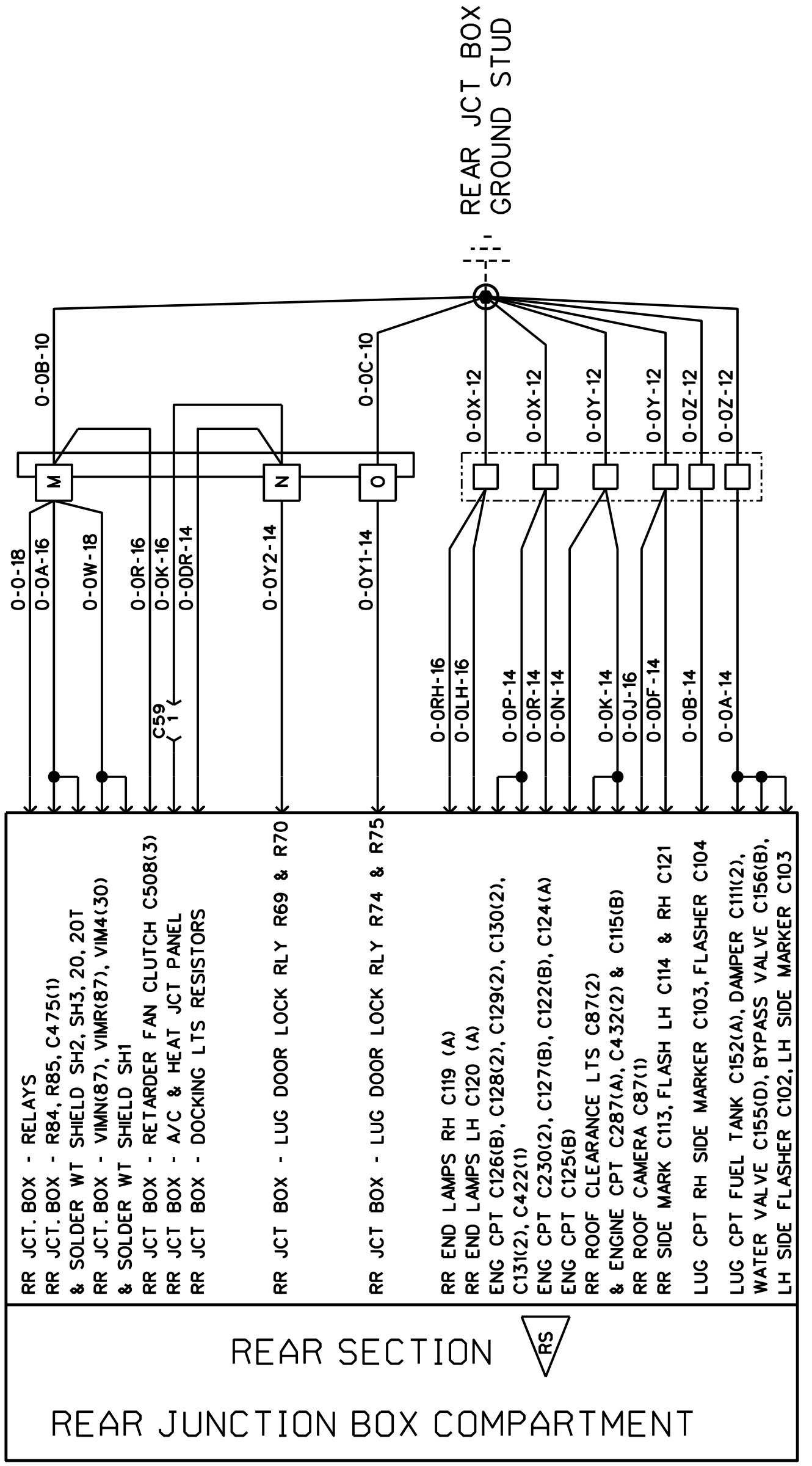
FRONT SERVICE CPT C105 (B), C106 (B), C239 (B), C260 (A&B), C183 (A)
 KEYLESS SYSTEM P12.2
 FRONT SERVICE CPT C323 (1), SH1, SH3
 BEHIND DASH RH PANEL C452 (1), AA2 (85)
 FRONT JCT. BOX - RELAYS & C522 (87)
 FRONT SERVICE CPT C435 (2), C246 (3), C242 (3) & STEP LT
 FRONT SERVICE CPT C102 (GRD), C103 (GRD), C104 (GRD) & STEP LT
 FRONT SERVICE CPT HEADLAMP CON C243
 FRONT JCT. BOX - CORNERING LTS RESISTORS
 FRONT JCT. BOX - FOG LTS RESISTORS
 RH CONSOLE - CIGAR LIGHTER
 WIPER MOTOR C177 (1) & PULSE MOD. C176 (1) & RH MIRROR C269 (3)
 DRIVER'S HTR FAN SPEED CTRL MOD. C175 (5)
 FR. SERV. CPT-HORNS C101(B), & WASHER PUMP
 FRONT SERVICE CPT C483 (A) DRV ELECT. SEAT
 FR. JCT. BOX - WIPER PULSE MOD. C248 (1)
 LH CONSOLE SWITCH
 FRONT SERVICE CPT - LH MIRROR C268 (3)
 AUX. A/C-HEAT UNIT C204(B), C201(B)
 FRONT SERVICE CPT-WATER PUMP C157
 FR. SERV. CPT-LO AIR PRIM, SEC PRESSURE SW. & TAG PRESSURE SW.
 LH SWITCH PANEL
 BEHIND DASH PANEL - B/U MONITOR C394 (2)
 BEHIND DASH PANEL-AUDIBLE FLASHER C424 (1)
 DASH CENTRAL PANEL
 CLUSTER, MODULE A/C
 DOOR LOCK SWITCH
 STEERING CONTROL ZF P17..1
 PRIMARY SHIFTER SELECTOR P6.1
 12V POWER OUTLET

FRONT SECTION 
 FRONT JUNCTION BOX COMPARTMENT




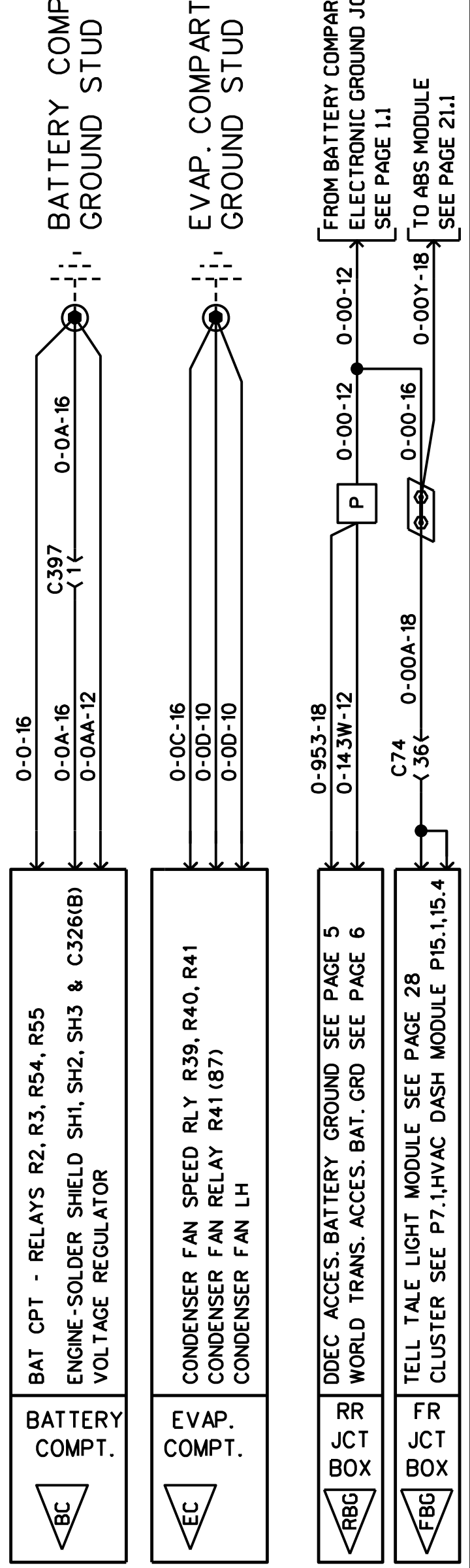
ROOF ACCES. CLEARANCE LTS C213(1), WARNING C362(1) C363(1) C373(1), WIPER MOT. C361(1) & DRIVER'S LTS
 HEATING UPPER WINDSHIELD

FRONT ROOF SECTION 






RR JCT. BOX - RELAYS
 RR JCT. BOX - R84, R85, C475(1)
 & SOLDER WT SHIELD SH2, SH3, 20, 20T
 RR JCT. BOX - VMN(87), VIMR(87), VM4(30)
 & SOLDER WT SHIELD SH1
 RR JCT BOX - RETARDER FAN CLUTCH C508(3)
 RR JCT BOX - A/C & HEAT JCT PANEL
 RR JCT BOX - DOCKING LTS RESISTORS
 RR JCT BOX - LUG DOOR LOCK RLY R69 & R70
 RR JCT BOX - LUG DOOR LOCK RLY R74 & R75
 RR END LAMPS RH C119 (A)
 RR END LAMPS LH C120 (A)
 ENG CPT C126(B), C128(2), C129(2), C130(2), C131(2), C422(1)
 ENG CPT C230(2), C127(B), C122(B), C124(A)
 ENG CPT C125(B)
 RR ROOF CLEARANCE LTS C87(2)
 & ENGINE CPT C287(A), C432(2) & C115(B)
 RR ROOF CAMERA C87(1)
 RR SIDE MARK C113, FLASH LH C114 & RH C121
 LUG CPT RH SIDE MARKER C103, FLASHER C104
 LUG CPT FUEL TANK C152(A), DAMPER C111(2), WATER VALVE C155(D), BYPASS VALVE C156(B), LH SIDE FLASHER C102, LH SIDE MARKER C103
 BAT CPT - RELAYS R2, R3, R54, R55
 ENGINE-SOLDER SHIELD SH1, SH2, SH3 & C326(B) VOLTAGE REGULATOR
 CONDENSER FAN SPEED RLY R39, R40, R41
 CONDENSER FAN RELAY R41 (87)
 CONDENSER FAN LH

REAR SECTION 
 REAR JUNCTION BOX COMPARTMENT



RR JCT BOX
 RR JCT BOX
 DDEC ACCES. BATTERY GROUND SEE PAGE 5
 WORLD TRANS. ACCES. BAT. GRD SEE PAGE 6
 TELL TALE LIGHT MODULE SEE PAGE 28
 CLUSTER SEE P7.1, HVAC DASH MODULE P15.1, 15.4
 FROM BATTERY COMPARTMENT ELECTRONIC GROUND JCT BLOCK SEE PAGE 1.1
 TO ABS MODULE SEE PAGE 21.1

BATTERY COMPT. 
 EVAP. COMPT. 
 RR JCT BOX 
 RR JCT BOX 