



X3 - 45



REV.	DATE	O.C.	EFF.	DESCRIPTION	PAGE(S)	BY	CK.	APPR.
0	2013-01-11	2012051 2011099 2012023	D-5459	PRELIMINARY VEH D-2272 ABM OBD13 IOB PORTE COLIS	ALL	SD	SD	CLEM
1	2013-05-01	2013050	D-5459	Acm Pwr Relay	5.1, 14.2	PG	DG	DG
2	2013-05-13	2011099	D-5459	30min delay on luggage lighting when ignition turn off	0, 25.2	MP	MP	DG
3	2013-09-04	NA	D-5526	Electrical inversion on Luggage door lock unlock motor	0, 33.1	MP	MP	DG
4	2013-10-15	2013037 2013064 2013060	E-5564 E-5564 E-5564	Ricon Wheelchair lift lighting Various harness modifications Deutsch connectors on Urea system	0, C1, 14.2, 18.2, 28.1, 28.2, 36.1, 37.1	Gab	Gab	CLem
5	2014-02-04	2012034	E-5625	GHG14	15.1,C1	SD	SD	CL
6	2014-03-11	2013080	N/A	120 VAC Outlets updated	40.1	EL	EL	CL
7	2014-05-12	NA		Pages Updated	3.2, 0	SB	SB	CL
8	2014-06-10	2014007 2012007 2013094 2013108 2014050		AFSS ENGINE DOOR STORM MOOVE HVAC CTRL ACM TWISTED PAIR STAND. FRONT ABS	0, C1, 38.1 25.2 ,5.1 18.2, 18.3, 17.1 14.2 32.1	SB	SB	CL
9	2014-09-04	2014072 2014145	5775	Park brake alarm indicator Sun visor control switch on dash board	43.1 41.1	MP	MP	CL
10	2014-09-12	2014132	5813	Bitzer Compressor	0,C1, E, G, 2.1,15.1, 18.2	EL	CL	CL
11	2015-01-08	2013172 2014122 2015001	F-5872	FRONT PNEUMATIC PLATE, TGW2, OBD15	0,C1, 2.1, 6.2, 10.1, 12.1, 14.1, 14.2, 19.1, 31.1, 32.1, 37.1	Gab	CL	CL
12	2015-01-23	2014122	F-5872	TGW2	0, C1, 37.1, 41.1,G	SB	CLEM	CLEM
13	2015-04-08	2014176	G-5991	Optimization of interior lighting	0,C1,22.2, 23.1	SB	CLEM	CLEM
14	2015-04-20	2015004	F-5827	Alt. Power Cable #102A => 000 AWG Page Update	0, 3.2 26.2	EL	CL	CL
15	2015-10-13	2015147 2014176	5991	Charging System Improvements Optimization of interior lighting	0, C1, 3.2, 5.1, 22.2, 18.3, 23.1	Gab SB	CL CL	CL CL



X3 - 45



REV.	DATE	O.C.	EFF.	DESCRIPTION	PAGE(S)	BY	CK.	APPR.
16	2015-11-18	2014176	5991	Optimization of interior lighting	0, 3.2, 5.1,	SB	SB	CLEM
17	2015-11-18	2015147	G-6078	Charging System Improvements	0, C1, 3.2, 5.1,	Gab	CL	CL
18	2016-03-29	2016001 2016006	G-6094	OBD16 Connectors Deutsch	0, C1, G, 10.1, 12.1, 14.2, 15.1, 17.1, 18.2, 18.3, 25.1,25.2, 26.2, 26.3, 32.1.	SB	CL	CL

WIRING DIAGRAM PAGES LIST

Information pages		D		H		R	
Multiplex output list	B1	Dash Lights	19.1	Hazard	26.1	Radiator Fan Clutch	14.1
Multiplex input list	B2	Destination Sign	28.1	Head Lights	26.1	Reading Lamp	22.1
Multiplex error messages list	B3	Digital Clock	28.1	Hill Start Assist	15.2	Retarder	12.1 - 15.1
Arrangement - Harness	C1	Direct Lighting	24.1	Horn Air	9.2		
Sound System	C2	Docking Lights (Optional)	26.5	Horn Electric	9.1		
Circuit Number Listing	E	Driver's Light & Backlight	19.1	Hostess Chime	22.2	S	
Circuit Breaker code	F	Driver's Power Window	30.1	Hvac Defroster	18.1	Sound System	35.6
Connectors code	G	Driver's Seat	30.3	Hvac Passenger	18.2	Sound System --- Speaker	35.2
Diode Number Code	H					Sound System --- Video Dist.	35.3
Resistors Number Code	J			I		Sound System --- Seat Audio	35.7
Fuses Code	L	E		Indicator Light Weight	32.2	Spare Wires	8.1
Relay Code	K	Emergency & Aisle Lights	20.1	Indirect lighting	23.1	Stop Lights	26.2
		Engine ECU	14.1			Steering Control ZF	37.2
		Engine Heater Outlet	14.1	K		Steering Wheel Control	41.1
A		Engine Start	3.2	Kneeling system	32.1	Sun Visor	41.1
ACB	41.1	Entrance Door & Lights	29.1				
Air Dryer	37.1	ESP	16.1	L		T	
				Lane Departure Warning	39.1	Tag Automatic Unload system	32.1
B		F		Lavatory	11.1	Tail & Licence Lights	26.2
Back-up Camera	28.1	Fan Rear Junction Box	1.1	Low Buoy	32.1	Tire Press. Monitoring Sys	39.1
Back-up lights & Alarm	26.3	Fast Idle	14.1	Luggage Door Lock/Unlock	33.1 - 33.2	Trailer Package	26.4
Battery & Equalizer	1.1	Fire Alarm	38.1			Trailer Park Brake	12.2
Battery Charger	17.1	Fire Suppression System	38.1	M		Transmission ECU	15.1 - 15.2
Brake Pedal Sensor	12.1	Flashers	26.1 - 26.2	Main Distribution Ignition & Batt.	3.1		
		Fog Lights	26.5	Main Distribution Wake-Up	3.3	U	
C		Fuel Gauge	10.1	Marker Lights	26.1 - 26.2	Under Floor Lighting	25.1 - 25.2
Cadec and Seat Belt Alarm	42.1	Fuel water Filter	13.1	Mirror Ramco	31.1	Upper Defrost	18.4
Charging System	3.2			Multiplexing Power	7.1	Urea System	14.2
Cigar Lighter	30.2			Multiplexing Network	6.1 - 6.2		
Clearance Lights Rear & Front	26.1 - 26.2	G				V	
Cluster	10.1	Galley & 120VAC Outlet	40.1	P		Volvo Link	37.1
Cornering Lights (Optional)	26.5	Grounds	2.1	Parcel Rack A/C system	18.3		
Cruise Control	14.1			Park Brake Sensor	12.1	W	
				Park Brake Trailer Sensor	12.2	Watch Your step	29.1
				Parking Brake Release Switch	32.1	Water Pre-Heater	17.1
				Pneumatic Cut-Out Acc.	9.1	Wheelchair Lift Ricon	36.1
				Power Distribution FJB	4.1	Window Ajar	27.1
				Power Distribution RJB	5.1	Wiper & Washer	34.1
				Power Outlet	30.2		

MULTIPLEX OUTPUT LIST

O_xx... = Physical Output Pin ; I_xx... = Physical Input Pin ; D_xx... = CAN Network Signal from the HVAC control Head ; B_xx.. = Multiplex system global Network Variable

Module.Pin#	Signal name		Page	Connected devices	Input involved		
A36.JA:12	O_AcCluSol O_ClusterEsc		10.1		B_TstModHvac	.	
					D_Stw_Sw17	.	
					I_BlinkSw	A43.J1:5	26.1
					I_BrkLtSeFrSig	A36.JB:13	12.1
A36.JA:13	O_EngineRun	Engine Run Signal	3.2	A15:6	I_ParkBrSe	A36.JB:9	12.1
					B_EngineRun	.	
					B_OneAltCharging	.	
					D_OnOffDrvSw	.	
					I_AccKeySw	A36.JB:6	3.2
					I_BatMonMod53	A53.J1:24	6.1
					I_BatMonMod54	A54.J1:24	6.1
					I_FrStrtEnSw	A52.J1:9	3.2
					I_IgnKeySw	A36.JB:2	3.2
A36.JA:14	O_ClusterSelect		10.1		I_RrStrtEnSw	A52.J1:10	3.2
					D_Stw_Sw16	.	
					I_BrkLtSeFrSig	A36.JB:13	12.1
					I_HiBeamCallSw	A43.J1:3	26.1
A36.JA:15	O_WakeUp	WakeUp Relay	3.3		I_ParkBrSe	A36.JB:9	12.1
					I_AccKeySw	A36.JB:6	3.2
					I_EntDorOpSw	A36.JB:15	29.1
					I_FireSensorA36	A36.JB:5	38.1
					I_FrStrtEnSw	A52.J1:9	3.2
					I_HazardSw	A36.JB:4	26.1
					I_IgnKeySw	A36.JB:2	3.2
					I_NeutralSe	A50.J1:11	3.2
					I_ParkBrSe	A36.JB:9	12.1
					I_RrCutOutSw	A36.JB:21	3.2
					I_RrStrtEnSw	A52.J1:10	3.2
					I_WCLDoorLtch	A49.J1:1	36.1
					I_WCLLoDorSe	A49.J1:6	36.1
					I_WCLPlungSw	A49.J1:4	36.1
I_WCLSmallLowDor	A49.J1:17	36.1					
A36.JA:16	O_ClusterUp		10.1		I_WclSw	A42.J1:6	36.1
					I_WebFireComp	A36.JB:14	38.1
					D_Stw_Sw18	.	
					I_BrkLtSeFrSig	A36.JB:13	12.1
A36.JA:17	O_CutOutRel	Emergency CutOut Relay	3.2		I_ParkBrSe	A36.JB:9	12.1
					I_RHFfshSw	A48.J1:12	26.1
					I_FireExt2ndAlm	A44.J1:10	38.1
A36.JA:18	O_ClusterDown		10.1		I_IgnKeySw	A36.JB:2	3.2
					D_Stw_Sw19	.	
					I_BrkLtSeFrSig	A36.JB:13	12.1
					I_LHFfshSw	A45.J1:9	26.1

#

MULTIPLEX OUTPUT LIST

O_xx... = Physical Output Pin ; I_xx... = Physical Input Pin ; D_xx... = CAN Network Signal from the HVAC control Head ; B_xx... = Multiplex system global Network Variable

Module.Pin#	Signal name		Page	Connected devices	Input involved		
A36.JA:18	O_ClusterDown		10.1		I_ParkBrSe	A36.JB:9	12.1
A36.JA:24	O_LaneDepMotLeft	Lane Departure Motor Left	39.1		I_IgnKeySw	A36.JB:2	3.2
A36.JA:25	O_LaneDepMotRht	Lane Departure Motor Right	39.1		I_IgnKeySw	A36.JB:2	3.2
A41.J1:14	O_KneeDwSol	Kneeling Down Solenoid	32.1	So16:2	I_EntDorClSe	A47.J1:10	29.1
					I_IgnKeySw	A36.JB:2	3.2
					I_KneeDwSw	A41.J1:7	32.1
					I_KneeLevelSe	A45.J1:13	32.1
					I_KneeUpSw	A41.J1:6	32.1
					I_LwBuoySw	A36.JB:1	32.1
					I_ParkBrSe	A36.JB:9	12.1
					I_WclSw	A42.J1:6	36.1
A41.J1:15	O_KneeUpSol	Kneeling Up Solenoid	32.1	So15:2	I_IgnKeySw	A36.JB:2	3.2
					I_KneeDwSw	A41.J1:7	32.1
					I_KneeLevelSe	A45.J1:13	32.1
					I_KneeUpSw	A41.J1:6	32.1
A41.J1:16	O_ReHiBoySolRtn	Rear Hi Buoy Solenoid Return	32.1	So14:1	I_IgnKeySw	A36.JB:2	3.2
					I_KneeDwSw	A41.J1:7	32.1
					I_KneeLevelSe	A45.J1:13	32.1
					I_KneeUpSw	A41.J1:6	32.1
A41.J1:30	O_ReHiBoySol	Rear Hi Buoy Solenoid	32.1	So14:2	I_IgnKeySw	A36.JB:2	3.2
					I_KneeDwSw	A41.J1:7	32.1
					I_KneeLevelSe	A45.J1:13	32.1
					I_KneeUpSw	A41.J1:6	32.1
A42.J1:12	O_ParkBrSolNeg	Park Brake Solenoid Return	32.1		I_IgnKeySw	A36.JB:2	3.2
A42.J1:13	O_LugLkSol	Luggage Lock Solenoid	33.1		I_AccKeySw	A36.JB:6	3.2
					I_IgnKeySw	A36.JB:2	3.2
					I_LugDorLkSw	A46.J1:10	33.1
A42.J1:16	O_LugULkSol	Luggage Lock Solenoid	33.1		I_AccKeySw	A36.JB:6	3.2
					I_IgnKeySw	A36.JB:2	3.2
					I_LugDorULkSw	A46.J1:11	33.1
A43.J1:12	O_CruCtrlSet	Cruise Control Set Volvo	41.1	A81.JA:1	D_Stw_Sw7	.	
					D_Stw_Sw8	.	
					I_LowWiperCam	A47.J1:9	34.1
					I_LwWiplntSw	A42.J1:8	34.1
					I_LwWshSwRetro	A46.J1:9	34.1
A43.J1:13	O_HornSol	Electric Horn	9.2	L1A:1	I_HornSelectSw	A43.J1:7	9.2
					I_HornSw	A45.J1:10	9.1
A43.J1:14	O_CruCtrlRsm	Cruise Control Resume Volvo	41.1	A81.JA:2	D_Stw_Sw7	.	
					D_Stw_Sw8	.	
					I_LowWiperCam	A47.J1:9	34.1
					I_LwWiplntSw	A42.J1:8	34.1
					I_LwWshSwRetro	A46.J1:9	34.1
A43.J1:15	O_Alt	Alternator	10.1	A14A.C:7	B_EngineRun	.	

MULTIPLEX OUTPUT LIST

O_xx... = Physical Output Pin ; I_xx... = Physical Input Pin ; D_xx... = CAN Network Signal from the HVAC control Head ; B_xx... = Multiplex system global Network Variable

Module.Pin#	Signal name		Page	Connected devices	Input involved		
A43.J1:15	O_Alt	Alternator	10.1	A14A.C:7	B_OneAltCharging	.	
					D_BatStaB6_7LSB	.	
					D_BatStaB6_7MSB	.	
					D_I12LSB	.	
					D_I12MSB	.	
					D_I24LSB	.	
					D_I24MSB	.	
					D_IndexByte	.	
					D_V12LSB	.	
					D_V12MSB	.	
					D_V24LSB	.	
					D_V24MSB	.	
					I_Alt1Voltage	A49.J1:8	3.2
					I_BatMonMod47	A47.J1:24	6.1
					I_BatMonMod51	A51.J1:24	
					I_IgnKeySw	A36.JB:2	3.2
					I_ParkBrSe	A36.JB:9	12.1
A43.J1:16	O_BrkRedCompat	Brake Redundant Compatible	41.1	A81.JA:5	D_Stw_Sw9	.	
					I_BrkLtSeFrSig	A36.JB:13	12.1
					I_BrkLtSeRrSig	A51.J1:10	12.1
					I_IgnKeySw	A36.JB:2	3.2
					I_LowWiperCam	A47.J1:9	34.1
					I_LwWipIntSw	A42.J1:8	34.1
					I_LwWshSwRetro	A46.J1:9	34.1
					I_RetdrSig	A50.J1:12	12.1
A44.J1:1	O_DashTrapPMo	Dash Trap Motor	18.1	Mo3:1	D_AirFlapBit0	.	
					D_AirFlapBit1	.	
					D_AirFlapBit2	.	
					I_IgnKeySw	A36.JB:2	3.2
A44.J1:2	O_DashTrapNMo	Dash Trap Motor Return	18.1	Mo3:3	D_AirFlapBit0	.	
					D_AirFlapBit1	.	
					D_AirFlapBit2	.	
					I_IgnKeySw	A36.JB:2	3.2
A44.J1:21	O_RearLoadMon		32.2	Sw153:7	B_EngineRun	.	
					B_OneAltCharging	.	
					I_KneeLevelSe	A45.J1:13	32.1
					I_KneeUpSw	A41.J1:6	32.1
					I_LwBuoySw	A36.JB:1	32.1
					I_ParkBrSe	A36.JB:9	12.1
					I_RrAxlLoadSe	A50.J1:13	32.2
					I_TagPitManSW	A43.J1:6	32.1
					I_TgAxlSw	A43.J1:19	32.1
A44.J1:3	O_DriverLtLb	Driver Light Bulb	19.1	L16:1	B_BatterySaver	.	

MULTIPLEX OUTPUT LIST

O_xx... = Physical Output Pin ; I_xx... = Physical Input Pin ; D_xx... = CAN Network Signal from the HVAC control Head ; B_xx... = Multiplex system global Network Variable

Module.Pin#	Signal name		Page	Connected devices	Input involved		
A44.J1:3	O_DriverLtLb	Driver Light Bulb	19.1	L16:1	B_EngineRun	.	
					B_OneAltCharging	.	
					I_AccKeySw	A36.JB:6	3.2
					I_DrvLtSw	A55.J1:5	19.1
					I_IgnKeySw	A36.JB:2	3.2
A44.J1:4	O_LHFogLb2	Left Hand Fog Light Bulb			B_BatterySaver	.	
					B_EngineRun	.	
					B_OneAltCharging	.	
					B_TstModExtLight	.	
					I_BatMonMod45	A45.J1:24	6.1
					I_FogLightSw	A55.J1:6	26.5
					I_HdLtHiLowBmSw	A43.J1:8	26.1
					I_HdLtPos2SwLH	A45.J1:12	26.1
A44.J1:5	O_EntDorLtLb	Entrance Door Light Bulb	29.1	L17:1	B_BatterySaver	.	
					B_EngineRun	.	
					B_OneAltCharging	.	
A44.J1:7	O_DashBackLit	Dash BackLighting	19.1	Pot1.C:1	I_HdLtPos1Sw	A43.J1:4	26.1
A44.J1:8	O_FrClearLb	Front Clearance Lights Bulb	26.1		B_BatterySaver	.	
					B_EngineRun	.	
					B_OneAltCharging	.	
					B_TstModExtLight	.	
					I_BlinkSw	A43.J1:5	26.1
					I_FogLightSw	A55.J1:6	26.5
					I_HdLtPos1Sw	A43.J1:4	26.1
					I_HdLtPos2SwLH	A45.J1:12	26.1
A45.J1:1	O_FootTrpPSol	Foot Trap Solenoid	18.1	Mo4:A	D_AirFlapBit0	.	
					D_AirFlapBit1	.	
					D_AirFlapBit2	.	
					I_IgnKeySw	A36.JB:2	3.2
A45.J1:2	O_FootTrpNSol	Foot Trap Solenoid	18.1	Mo4:B	D_AirFlapBit0	.	
					D_AirFlapBit1	.	
					D_AirFlapBit2	.	
					I_IgnKeySw	A36.JB:2	3.2
A45.J1:20	O_HornElectric	Horn Electric	9.1		I_FireExt1stAl	A36.JB:23	38.1
					I_FireExt2ndAlm	A44.J1:10	38.1
					I_FireSensorA36	A36.JB:5	38.1
					I_HornSelectSw	A43.J1:7	9.2
					I_HornSw	A45.J1:10	9.1
					I_IgnKeySw	A36.JB:2	3.2
					I_WebFireComp	A36.JB:14	38.1
A45.J1:21	O_LHFrMkrLb	Left Hand Front Markers Light Bulb	26.1		B_BatterySaver	.	
					B_EngineRun	.	
					B_OneAltCharging	.	

MULTIPLEX OUTPUT LIST

O_xx... = Physical Output Pin ; I_xx... = Physical Input Pin ; D_xx... = CAN Network Signal from the HVAC control Head ; B_xx.. = Multiplex system global Network Variable

Module.Pin#	Signal name		Page	Connected devices	Input involved		
A45.J1:21	O_LHFrMkrLb	Left Hand Front Markers Light Bulb	26.1		B_TstModExtLight	.	
					I_BlinkSw	A43.J1:5	26.1
					I_FogLightSw	A55.J1:6	26.5
					I_HdLtPos1Sw	A43.J1:4	26.1
					I_HdLtPos2SwLH	A45.J1:12	26.1
					I_IgnKeySw	A36.JB:2	3.2
A45.J1:3	O_LHFrFlshLb	Left Hand Front Flasher Light Bulb	26.1		B_BatterySaver	.	
					B_EngineRun	.	
					B_OneAltCharging	.	
					B_TstModExtLight	.	
					I_HazardSw	A36.JB:4	26.1
					I_LHFlshSw	A45.J1:9	26.1
					I_LHFlshSwRrSig	A51.J1:9	26.2
					I_NeutralSe	A50.J1:11	3.2
					I_RHFlshSwRrSig	A51.J1:12	26.2
					I_WCLDoorLtch	A49.J1:1	36.1
					I_WCLoDorSe	A49.J1:6	36.1
					I_WCLPlungSw	A49.J1:4	36.1
					I_WCLsmallLowDor	A49.J1:17	36.1
					I_WclSw	A42.J1:6	36.1
A45.J1:4	O_LHFogLb1	Left Hand Fog Light Bulb	26.5	L95:A	B_BatterySaver	.	
					B_EngineRun	.	
					B_OneAltCharging	.	
					B_TstModExtLight	.	
					I_BatMonMod45	A45.J1:24	6.1
					I_FogLightSw	A55.J1:6	26.5
					I_HdLthiLowBmSw	A43.J1:8	26.1
					I_HdLtPos2SwLH	A45.J1:12	26.1
A45.J1:5	O_LHCornerLmpX3		26.5	L97.B:1	B_BatterySaver	.	
					B_EngineRun	.	
					B_OneAltCharging	.	
					B_TstModExtLight	.	
					I_CorneringLtSw	A55.J1:8	26.5
					I_LHFlshSw	A45.J1:9	26.1
A45.J1:6	O_LHHiBmLb	Left Hand Hi Beam Light Bulb	26.1	L60B:1	B_BatterySaver	.	
					B_EngineRun	.	
					B_OneAltCharging	.	
					B_TstModExtLight	.	
					I_BatMonMod45	A45.J1:24	6.1
					I_HdLthiLowBmSw	A43.J1:8	26.1
					I_HdLtPos2SwLH	A45.J1:12	26.1
A45.J1:7	O_LHLwBmLb	Left Hand Low Beam Light Bulb	26.1	L60:1	B_BatterySaver	.	
					B_EngineRun	.	

MULTIPLEX OUTPUT LIST

O_xx... = Physical Output Pin ; I_xx... = Physical Input Pin ; D_xx... = CAN Network Signal from the HVAC control Head ; B_xx... = Multiplex system global Network Variable

Module.Pin#	Signal name		Page	Connected devices	Input involved		
A45.J1:7	O_LHLwBmLb	Left Hand Low Beam Light Bulb	26.1	L60:1	B_OneAltCharging	.	
					B_TstModExtLight	.	
					I_BatMonMod45	A45.J1:24	6.1
					I_HdLtHiLowBmSw	A43.J1:8	26.1
					I_HdLtPos2SwLH	A45.J1:12	26.1
A46.J1:1	O_UpDefHeater1	Upper Defroster Heater #1	18.4	Mo5:3	B_BatterySaver	.	
					B_EngineRun	.	
					B_OneAltCharging	.	
					D_AmbTempLSB	.	
					D_AmbTempMSB	.	
					D_OnOffDrvSw	.	
					I_UpperDefFanSw	A41.J1:17	18.4
A46.J1:2	O_UpDefHeater2	Upper Defroster Heater #2	18.4	Mo5:2	B_BatterySaver	.	
					B_EngineRun	.	
					B_OneAltCharging	.	
					D_AmbTempLSB	.	
					D_AmbTempMSB	.	
					D_OnOffDrvSw	.	
					I_UpperDefFanSw	A41.J1:17	18.4
A46.J1:20	O_UdrFlrLb	Under Floor Light Bulb	25.2		B_BatterySaver	.	
					B_EngineRun	.	
					B_OneAltCharging	.	
					I_AccKeySw	A36.JB:6	3.2
					I_IgnKeySw	A36.JB:2	3.2
A46.J1:21	O_HeadLmpWshMo		34.1		I_HeadLmpWshSw	A55.J1:19	34.1
A46.J1:3	O_LwWshPmp	Lower Wiper Washer Pump	34.1		B_BatterySaver	.	
					B_EngineRun	.	
					B_OneAltCharging	.	
					I_LwWshSwRetro	A46.J1:9	34.1
A46.J1:5	O_DrvRfgSol	Driver refrigerent solenoid	18.1		B_BatterySaver	.	
					B_EngineRun	.	
					B_OneAltCharging	.	
					B_TstModHvac	.	
					D_AmbTempLSB	.	
					D_AmbTempMSB	.	
					D_OnOffDrvSw	.	
					I_AcPresHiSse	A52.J1:13	18.2
					I_AcPresLoSse	A52.J1:14	18.2
A46.J1:6	O_DrvHeatSol	Driver Heat Solenoid	18.1	So8:1	B_BatterySaver	.	
					B_EngineRun	.	
					B_OneAltCharging	.	
					B_TstModHvac	.	
					D_AirFlapBit0	.	

MULTIPLEX OUTPUT LIST

O_xx... = Physical Output Pin ; I_xx... = Physical Input Pin ; D_xx... = CAN Network Signal from the HVAC control Head ; B_xx.. = Multiplex system global Network Variable

Module.Pin#	Signal name		Page	Connected devices	Input involved		
A46.J1:6	O_DrvHeatSol	Driver Heat Solenoid	18.1	So8:1	D_AirFlapBit1	.	
					D_AirFlapBit2	.	
					D_AmbTempLSB	.	
					D_AmbTempMSB	.	
					D_DriverSetPts	.	
					D_DrvFnSpdBit0	.	
					D_DrvFnSpdBit1	.	
					D_DrvFnSpdBit2	.	
					D_OnOffDrvSw	.	
					D_OnOffPassSw	.	
					D_PassSetPts	.	
					I_BatMonMod46	A46.J1:24	6.1
					I_BatMonMod54	A54.J1:24	6.1
					I_DrvTempSe	A55.J1:1	18.1
					I_FireExt1stAl	A36.JB:23	38.1
					I_FireExt2ndAlm	A44.J1:10	38.1
					I_FireSensorA36	A36.JB:5	38.1
					I_WebFireComp	A36.JB:14	38.1
A46.J1:7	O_UpDefFanMo	Upper defroster Fan Motor	18.4		B_BatterySaver	.	
					B_EngineRun	.	
					B_OneAltCharging	.	
					B_TstModHvac	.	
					D_AmbTempLSB	.	
					D_AmbTempMSB	.	
					D_OnOffDrvSw	.	
					D_StopTestMode	.	
					D_UpperDefrost	.	
					I_IgnKeySw	A36.JB:2	3.2
					I_UpperDefFanSw	A41.J1:17	18.4
A47.J1:1	O_DrvDefFanMo	Driver Defroster Fan Motor	18.1	A24.B:B	B_BatterySaver	.	
					B_EngineRun	.	
					B_OneAltCharging	.	
					D_DrvFnSpdBit0	.	
					D_DrvFnSpdBit1	.	
					D_DrvFnSpdBit2	.	
					D_OnOffDrvSw	.	
					I_IgnKeySw	A36.JB:2	3.2
A47.J1:2	O_DrvRecTrap	Driver Recycle Trap	18.1		B_BatterySaver	.	
					B_EngineRun	.	
					B_OneAltCharging	.	
					B_TstModHvac	.	
					D_RecSw	.	
					I_EntDorClSe	A47.J1:10	29.1

MULTIPLEX OUTPUT LIST

O_xx... = Physical Output Pin ; I_xx... = Physical Input Pin ; D_xx... = CAN Network Signal from the HVAC control Head ; B_xx... = Multiplex system global Network Variable

Module.Pin#	Signal name		Page	Connected devices	Input involved		
A47.J1:2	O_DrvRecTrap	Driver Recycle Trap	18.1		I_EntDorOpSw	A36.JB:15	29.1
					I_EntDorOpSw2	A47.J1:12	29.1
					I_IntDorOpSw	A41.J1:9	29.1
A47.J1:3	O_LwWipSpd1	Lower Wiper Speed 1	34.1	R23:86	B_BatterySaver	.	
					B_EngineRun	.	
					B_OneAltCharging	.	
					I_LwWipIntSw	A42.J1:8	34.1
					I_LwWshSwRetro	A46.J1:9	34.1
A47.J1:5	O_EntDorStpLb	Entrance Door Step Light Bulb	29.1		B_BatterySaver	.	
					B_EngineRun	.	
					B_OneAltCharging	.	
A47.J1:6	O_EntDorClSol	Entrance Door Close Solenoid Valve	29.1	So6:2	I_EntDorClInSw	A36.JB:10	29.1
					I_EntDorClOutSw	A36.JB:17	29.1
					I_EntDorClSe	A47.J1:10	29.1
					I_EntDorOpSw	A36.JB:15	29.1
					I_EntDorOpSw2	A47.J1:12	29.1
					I_IntDorOpSw	A41.J1:9	29.1
A47.J1:7	O_EntDorOpSol	Entrance Door Open Solenoid Valve	29.1	So5:2	I_EntDorClSe	A47.J1:10	29.1
					I_EntDorOpSe	A48.J1:11	29.1
					I_EntDorOpSw	A36.JB:15	29.1
					I_EntDorOpSw2	A47.J1:12	29.1
					I_IgnKeySw	A36.JB:2	3.2
					I_IntDorOpSw	A41.J1:9	29.1
A48.J1:1	O_RHFogLb2	Right Hand Fog Light			B_BatterySaver	.	
					B_EngineRun	.	
					B_OneAltCharging	.	
					B_TstModExtLight	.	
					I_BatMonMod48	A48.J1:24	6.1
					I_FogLightSw	A55.J1:6	26.5
					I_HdLtHiLowBmSw	A43.J1:8	26.1
					I_HdLtPos2SwLH	A45.J1:12	26.1
A48.J1:20	O_RHFrSidFlshLb	RH Front Side Flasher L-Bulb	26.1	L64:1	B_BatterySaver	.	
					B_EngineRun	.	
					B_OneAltCharging	.	
					B_TstModExtLight	.	
					I_EntDorClSe	A47.J1:10	29.1
					I_HazardSw	A36.JB:4	26.1
					I_KneeDwSw	A41.J1:7	32.1
					I_KneeLevelSe	A45.J1:13	32.1
					I_KneeUpSw	A41.J1:6	32.1
					I_LHFlshSwRrSig	A51.J1:9	26.2
					I_NeutralSe	A50.J1:11	3.2
					I_RHFlshSw	A48.J1:12	26.1

MULTIPLEX OUTPUT LIST

O_xx... = Physical Output Pin ; I_xx... = Physical Input Pin ; D_xx... = CAN Network Signal from the HVAC control Head ; B_xx.. = Multiplex system global Network Variable

Module.Pin#	Signal name		Page	Connected devices	Input involved		
A48.J1:20	O_RHFrSidFlshLb	RH Front Side Flasher L-Bulb	26.1	L64:1	I_RHFlshSwRrSig	A51.J1:12	26.2
					I_WCLDoorLtch	A49.J1:1	36.1
					I_WCLLoDorSe	A49.J1:6	36.1
					I_WCLPlungSw	A49.J1:4	36.1
					I_WCLSmallLowDor	A49.J1:17	36.1
					I_WclSw	A42.J1:6	36.1
A48.J1:3	O_RHHiBeamLb	Right Hand Hi Beam Light Bulb	26.1	L59B:1	B_BatterySaver	.	
					B_EngineRun	.	
					B_OneAltCharging	.	
					B_TstModExtLight	.	
					I_BatMonMod48	A48.J1:24	6.1
					I_HdLtHiLowBmSw	A43.J1:8	26.1
					I_HdLtPos2SwLH	A45.J1:12	26.1
A48.J1:4	O_RHLwBeamLb	Right Hand Low Beam Light Bulb	26.1	L59:1	B_BatterySaver	.	
					B_EngineRun	.	
					B_OneAltCharging	.	
					B_TstModExtLight	.	
					I_BatMonMod48	A48.J1:24	6.1
					I_HdLtHiLowBmSw	A43.J1:8	26.1
					I_HdLtPos2SwRH	A48.J1:10	26.1
A48.J1:5	O_RHCornerLmpX3		26.5	L98.B:1	B_BatterySaver	.	
					B_EngineRun	.	
					B_OneAltCharging	.	
					B_TstModExtLight	.	
					I_CorneringLtSw	A55.J1:8	26.5
					I_RHFlshSw	A48.J1:12	26.1
A48.J1:6	O_RHFrFlshLb	Right Hand Front Flasher Light Bulb	26.1		B_BatterySaver	.	
					B_EngineRun	.	
					B_OneAltCharging	.	
					B_TstModExtLight	.	
					I_HazardSw	A36.JB:4	26.1
					I_LHFlshSwRrSig	A51.J1:9	26.2
					I_NeutralSe	A50.J1:11	3.2
					I_RHFlshSw	A48.J1:12	26.1
					I_RHFlshSwRrSig	A51.J1:12	26.2
					I_WCLDoorLtch	A49.J1:1	36.1
					I_WCLLoDorSe	A49.J1:6	36.1
					I_WCLPlungSw	A49.J1:4	36.1
					I_WCLSmallLowDor	A49.J1:17	36.1
					I_WclSw	A42.J1:6	36.1
A48.J1:7	O_RHFrMrkLb	Right Hand Front Markers Light Bulb	26.1		B_BatterySaver	.	
					B_EngineRun	.	
					B_OneAltCharging	.	

MULTIPLEX OUTPUT LIST

O_xx... = Physical Output Pin ; I_xx... = Physical Input Pin ; D_xx... = CAN Network Signal from the HVAC control Head ; B_xx.. = Multiplex system global Network Variable

Module.Pin#	Signal name		Page	Connected devices	Input involved		
A48.J1:7	O_RHFrMrkLb	Right Hand Front Markers Light Bulb	26.1		B_TstModExtLight	.	
					I_BlinkSw	A43.J1:5	26.1
					I_FogLightSw	A55.J1:6	26.5
					I_HdLtPos1Sw	A43.J1:4	26.1
					I_HdLtPos2SwLH	A45.J1:12	26.1
A48.J1:8	O_RHFogLb1	Right Hand Fog Light	26.5	L96:A	B_BatterySaver	.	
					B_EngineRun	.	
					B_OneAltCharging	.	
					B_TstModExtLight	.	
					I_BatMonMod48	A48.J1:24	6.1
					I_FogLightSw	A55.J1:6	26.5
					I_HdLtHiLowBmSw	A43.J1:8	26.1
					I_HdLtPos2SwLH	A45.J1:12	26.1
A49.J1:11	O_WCLOn	Wheel Chair Lift Enabled	36.1		I_NeutralSe	A50.J1:11	3.2
					I_ParkBrSe	A36.JB:9	12.1
					I_WCLLoDorSe	A49.J1:6	36.1
					I_WCLSmallLowDor	A49.J1:17	36.1
					I_WclSw	A42.J1:6	36.1
A49.J1:12	O_WCLUpDoorSig	WCL Upper Door Open Signal For TWU	36.1		I_ParkBrSe	A36.JB:9	12.1
					I_WCLDoorLtch	A49.J1:1	36.1
					I_WCLPlungSw	A49.J1:4	36.1
A49.J1:14	O_RetardEna	Retarder Enable	12.1		D_Stw_Sw2	.	
					D_Stw_Sw3	.	
					D_Stw_Sw5	.	
					I_RetarderSel	A55.J1:10	12.1
A49.J1:15	O_AltChrCtr	Alternator Charge Control	3.2		B_EngineRun	.	
					B_OneAltCharging	.	
					D_I12LSB	.	
					D_I12MSB	.	
					D_I24LSB	.	
					D_I24MSB	.	
					D_V12LSB	.	
					D_V12MSB	.	
					D_V24LSB	.	
					D_V24MSB	.	
					I_BatMonMod47	A47.J1:24	6.1
					I_BatMonMod51	A51.J1:24	
					I_IgnKeySw	A36.JB:2	3.2
A49.J1:16	O_CndSpd2Rel	Condensor Fan Speed 2 Relay	18.2		B_BatterySaver	.	
					B_EngineRun	.	
					B_LowVoltage	.	
					B_OneAltCharging	.	
					B_TstModHvac	.	

MULTIPLEX OUTPUT LIST

O_xx... = Physical Output Pin ; I_xx... = Physical Input Pin ; D_xx... = CAN Network Signal from the HVAC control Head ; B_xx... = Multiplex system global Network Variable

Module.Pin#	Signal name		Page	Connected devices	Input involved							
A49.J1:16	O_CndSpd2Rel	Condensor Fan Speed 2 Relay	18.2		D_AmbTempLSB	.						
					D_AmbTempMSB	.						
					D_OnOffPassSw	.						
					D_PassSetPts	.						
					I_AcPresHiSse	A52.J1:13	18.2					
					I_AcPresLoSse	A52.J1:14	18.2					
					I_BatMonMod53	A53.J1:24	6.1					
					I_FireExt1stAl	A36.JB:23	38.1					
					I_FireExt2ndAlm	A44.J1:10	38.1					
					I_FireSensorA36	A36.JB:5	38.1					
					I_WebFireComp	A36.JB:14	38.1					
					A49.J1:30	O_TagAxlValve	Tag Axle Valve	32.1		I_IgnKeySw	A36.JB:2	3.2
I_TagPitManSW	A43.J1:6	32.1										
I_TgAxlSw	A43.J1:19	32.1										
A50.J1:1	O_WCLSDoorLb		36.1		I_ParkBrSe	A36.JB:9	12.1					
					I_WCLDoorLtch	A49.J1:1	36.1					
					I_WCLPlungSw	A49.J1:4	36.1					
A50.J1:2	O_TransInhibit	Transmission Inhibit	15.1	A1:1	I_BrkLtSeFrSig	A36.JB:13	12.1					
					I_BrkLtSeRrSig	A51.J1:10	12.1					
					I_NeutralSe	A50.J1:11	3.2					
					I_ParkBrSe	A36.JB:9	12.1					
					I_WCLDoorLtch	A49.J1:1	36.1					
					I_WCLLoDorSe	A49.J1:6	36.1					
					I_WCLPlungSw	A49.J1:4	36.1					
					I_WCLSmallLowDor	A49.J1:17	36.1					
					I_WclSw	A42.J1:6	36.1					
					A50.J1:20	O_BackUpLt		26.3		B_BatterySaver	.	
B_EngineRun	.											
B_OneAltCharging	.											
B_TestSwBuz2	.											
B_TestSwBuzzer	.											
B_TstModExtLight	.											
B_TstModHvac	.											
B_TstModHvacNext	.											
B_TstSwBuz3	.											
D_NextWheel	.											
I_RrStrtEnSw	A52.J1:10	3.2										
A50.J1:21	O_BrLtUpperLb									B_BatterySaver	.	
										B_EngineRun	.	
										B_OneAltCharging	.	
					B_TstModExtLight	.						
					I_BrkLtSeFrSig	A36.JB:13	12.1					
					I_BrkLtSeRrSig	A51.J1:10	12.1					

MULTIPLEX OUTPUT LIST

O_xx... = Physical Output Pin ; I_xx... = Physical Input Pin ; D_xx... = CAN Network Signal from the HVAC control Head ; B_xx.. = Multiplex system global Network Variable

Module.Pin#	Signal name		Page	Connected devices	Input involved	
A50.J1:3	O_RevAlarm	Back up alarm	26.3	L187:A	B_BatterySaver	.
					B_EngineRun	.
					B_OneAltCharging	.
					B_TestSwBuz2	.
					B_TestSwBuzzer	.
					B_TstModExtLight	.
					B_TstModHvac	.
					B_TstModHvacNext	.
					B_TstSwBuz3	.
					D_NextWheel	.
					I_RrStrtEnSw	A52.J1:10 3.2
A50.J1:4	O_ReClearLb	Rear Clearance Light Bulb	26.2		B_BatterySaver	.
					B_EngineRun	.
					B_OneAltCharging	.
					B_TstModExtLight	.
					I_BlinkSw	A43.J1:5 26.1
					I_FogLightSw	A55.J1:6 26.5
					I_HdLtPos1Sw	A43.J1:4 26.1
					I_HdLtPos2SwLH	A45.J1:12 26.1
A50.J1:5	O_LHctrFlshLb	Water Filter Indicator Warning	26.2	L70:1	B_BatterySaver	.
					B_EngineRun	.
					B_OneAltCharging	.
					B_TstModExtLight	.
					I_HazardSw	A36.JB:4 26.1
					I_LHFlshSwRrSig	A51.J1:9 26.2
					I_NeutralSe	A50.J1:11 3.2
					I_RHFlshSwRrSig	A51.J1:12 26.2
					I_WCLDoorLtch	A49.J1:1 36.1
					I_WCLoDorSe	A49.J1:6 36.1
					I_WCLPlungSw	A49.J1:4 36.1
					I_WCLSmallLowDor	A49.J1:17 36.1
					I_WclSw	A42.J1:6 36.1
A50.J1:6	O_BrLTLowerLed		12.1		B_BatterySaver	.
					B_EngineRun	.
					B_OneAltCharging	.
					B_TstModExtLight	.
					I_BrkLtSeFrSig	A36.JB:13 12.1
					I_BrkLtSeRrSig	A51.J1:10 12.1
					I_IgnKeySw	A36.JB:2 3.2
					I_RetdrSig	A50.J1:12 12.1
A50.J1:7	O_RHctrFlshLb	Wheel Chair Lift Warning Indicator	26.2	L68:1	B_BatterySaver	.
					B_EngineRun	.
					B_OneAltCharging	.

MULTIPLEX OUTPUT LIST

O_xx... = Physical Output Pin ; I_xx... = Physical Input Pin ; D_xx... = CAN Network Signal from the HVAC control Head ; B_xx.. = Multiplex system global Network Variable

Module.Pin#	Signal name		Page	Connected devices	Input involved		
A50.J1:7	O_RHctrFlshLb	Wheel Chair Lift Warning Indicator	26.2	L68:1	B_TstModExtLight	.	
					I_HazardSw	A36.JB:4	26.1
					I_LHFlshSwRrSig	A51.J1:9	26.2
					I_NeutralSe	A50.J1:11	3.2
					I_RHFlshSwRrSig	A51.J1:12	26.2
					I_WCLDoorLtch	A49.J1:1	36.1
					I_WCLLoDorSe	A49.J1:6	36.1
					I_WCLPlungSw	A49.J1:4	36.1
					I_WCLSmallLowDor	A49.J1:17	36.1
					I_WclSw	A42.J1:6	36.1
A50.J1:8	O_CtrSdMrkLb	Tag Axle Warning Indicator	26.2	L67:1	B_BatterySaver	.	
					B_EngineRun	.	
					B_OneAltCharging	.	
					B_TstModExtLight	.	
					I_BlinkSw	A43.J1:5	26.1
					I_FogLightSw	A55.J1:6	26.5
					I_HdLtPos1Sw	A43.J1:4	26.1
					I_HdLtPos2SwLH	A45.J1:12	26.1
A51.J1:1	O_SerBrkTrans	Servise Brake Signal For Transmission	15.1	A1:62	I_BrkLtSeFrSig	A36.JB:13	12.1
A51.J1:2	O_LavRoofLb		11.1	L142:1	I_IgnKeySw	A36.JB:2	3.2
					I_LavDorLockSe	A53.J1:11	11.1
					I_LavEmrgSw	A53.J1:10	11.1
A51.J1:21	O_LHReFlshLb	Left Hand Rear Flasher Light Bulb	26.2		B_BatterySaver	.	
					B_EngineRun	.	
					B_OneAltCharging	.	
					B_TstModExtLight	.	
					I_HazardSw	A36.JB:4	26.1
					I_LHFlshSwRrSig	A51.J1:9	26.2
					I_NeutralSe	A50.J1:11	3.2
					I_RHFlshSwRrSig	A51.J1:12	26.2
					I_WCLDoorLtch	A49.J1:1	36.1
					I_WCLLoDorSe	A49.J1:6	36.1
					I_WCLPlungSw	A49.J1:4	36.1
					I_WCLSmallLowDor	A49.J1:17	36.1
					I_WclSw	A42.J1:6	36.1
A51.J1:3	O_RHReFlshLb	Right Hand Rear Flasher Light Bulb	26.2	L73:3	B_BatterySaver	.	
					B_EngineRun	.	
					B_OneAltCharging	.	
					B_TstModExtLight	.	
					I_HazardSw	A36.JB:4	26.1
					I_LHFlshSwRrSig	A51.J1:9	26.2
					I_NeutralSe	A50.J1:11	3.2
					I_RHFlshSwRrSig	A51.J1:12	26.2

MULTIPLEX OUTPUT LIST

O_xx... = Physical Output Pin ; I_xx... = Physical Input Pin ; D_xx... = CAN Network Signal from the HVAC control Head ; B_xx... = Multiplex system global Network Variable

Module.Pin#	Signal name		Page	Connected devices	Input involved		
A51.J1:3	O_RHReFlshLb	Right Hand Rear Flasher Light Bulb	26.2	L73:3	I_WCLDoorLtch	A49.J1:1	36.1
					I_WCLLoDorSe	A49.J1:6	36.1
					I_WCLPlungSw	A49.J1:4	36.1
					I_WCLSmallLowDor	A49.J1:17	36.1
					I_WclSw	A42.J1:6	36.1
A51.J1:4	O_LHDockLb	Left Hand Docking Light Bulb			B_BatterySaver	.	
					B_EngineRun	.	
					B_OneAltCharging	.	
					B_TstModExtLight	.	
					I_DockingLtSw	A55.J1:7	26.5
A51.J1:5	O_RHDockLb	Right Hand Docking Light Bulb			B_BatterySaver	.	
					B_EngineRun	.	
					B_OneAltCharging	.	
					B_TstModExtLight	.	
					I_DockingLtSw	A55.J1:7	26.5
A51.J1:6	O_BrLTUpperLed		26.2		B_BatterySaver	.	
					B_EngineRun	.	
					B_OneAltCharging	.	
					B_TstModExtLight	.	
					I_BrkLtSeFrSig	A36.JB:13	12.1
					I_BrkLtSeRrSig	A51.J1:10	12.1
A51.J1:7	O_CyclopeLt	Cyclope Brake Light	26.2		B_BatterySaver	.	
					B_EngineRun	.	
					B_OneAltCharging	.	
					B_TstModExtLight	.	
					I_BrkLtSeFrSig	A36.JB:13	12.1
					I_BrkLtSeRrSig	A51.J1:10	12.1
A52.J1:1	O_EngFanSpd1	Engine Fan Radiator Speed 1	14.1		B_BatterySaver	.	
					B_EngineRun	.	
					B_OneAltCharging	.	
					B_TstModHvac	.	
					D_RadFanSpd1	.	
					D_StopTestMode	.	
					I_AcPresHiSse	A52.J1:13	18.2
					I_FireExt1stAl	A36.JB:23	38.1
					I_FireExt2ndAlm	A44.J1:10	38.1
					I_FireSensorA36	A36.JB:5	38.1
					I_FrStrtEnSw	A52.J1:9	3.2
					I_IgnKeySw	A36.JB:2	3.2
					I_RrStrtEnSw	A52.J1:10	3.2
					I_WebFireComp	A36.JB:14	38.1
A52.J1:2	O_EngFanSpd2	Engine Fan Radiator Speed 2	14.1		B_BatterySaver	.	
					B_EngineRun	.	

MULTIPLEX OUTPUT LIST

O_xx... = Physical Output Pin ; I_xx... = Physical Input Pin ; D_xx... = CAN Network Signal from the HVAC control Head ; B_xx.. = Multiplex system global Network Variable

Module.Pin#	Signal name		Page	Connected devices	Input involved		
A52.J1:2	O_EngFanSpd2	Engine Fan Radiator Speed 2	14.1		B_OneAltCharging	.	
					B_TstModHvac	.	
					D_RadFanSpd2	.	
					D_StopTestMode	.	
					I_AcPresHiSse	A52.J1:13	18.2
					I_FireExt1stAl	A36.JB:23	38.1
					I_FireExt2ndAlm	A44.J1:10	38.1
					I_FireSensorA36	A36.JB:5	38.1
					I_IgnKeySw	A36.JB:2	3.2
					I_WebFireComp	A36.JB:14	38.1
A52.J1:21	O_AcUnldrH	Hvac Right Hand Cylinder Unloader	18.2		B_BatterySaver	.	
					B_EngineRun	.	
					B_OneAltCharging	.	
					B_TstModHvac	.	
					D_PassSetPts	.	
					I_AcPresHiSse	A52.J1:13	18.2
					I_AcPresLoSse	A52.J1:14	18.2
A52.J1:4	O_LavFanMo	Lavatory Fan Motor	11.1		B_BatterySaver	.	
					B_EngineRun	.	
					B_OneAltCharging	.	
					B_TstModHvac	.	
					I_BatMonMod52	A52.J1:24	6.1
A52.J1:5	O_EngCmptLb	Engine Compartment Light Bulb	25.1		I_EngDoorSe	A49.J1:2	25.1
A52.J1:6	O_StarterRel	Starter Relay	3.2		B_BatterySaver	.	
					B_EngineRun	.	
					B_OneAltCharging	.	
					B_TstModHvac	.	
					I_FrStrtEnSw	A52.J1:9	3.2
					I_NeutralSe	A50.J1:11	3.2
					I_RrStrtEnSw	A52.J1:10	3.2
A52.J1:7	O_FanRJB	Fan RJB	1.1	Mo29:1	B_EngineRun	.	
					B_OneAltCharging	.	
A52.J1:8	O_PRaKrfgSol	Parcel Rack Refrigerent Solenoid	18.3		B_BatterySaver	.	
					B_EngineRun	.	
					B_OneAltCharging	.	
					B_TstModHvac	.	
					D_OnOffPassSw	.	
					I_FireExt1stAl	A36.JB:23	38.1
					I_FireExt2ndAlm	A44.J1:10	38.1
					I_FireSensorA36	A36.JB:5	38.1
					I_PRaKfanSw	A41.J1:20	18.2
					I_WebFireComp	A36.JB:14	38.1
A53.J1:2	O_DirLed	Direct Led	24.1		B_BatterySaver	.	

MULTIPLEX OUTPUT LIST

O_xx... = Physical Output Pin ; I_xx... = Physical Input Pin ; D_xx... = CAN Network Signal from the HVAC control Head ; B_xx.. = Multiplex system global Network Variable

Module.Pin#	Signal name		Page	Connected devices	Input involved		
A53.J1:2	O_DirLed	Direct Led	24.1		B_EngineRun	.	
					B_LowVoltage	.	
					B_OneAltCharging	.	
					I_AccKeySw	A36.JB:6	3.2
					I_IgnKeySw	A36.JB:2	3.2
A53.J1:21	O_EmergencyLt	Emergency Lights	20.1		B_BatterySaver	.	
					B_EngineRun	.	
					B_LowVoltage	.	
					B_OneAltCharging	.	
					I_HdLtPos1Sw	A43.J1:4	26.1
A53.J1:3	O_IndirLed	Indirect Led	23.1		B_BatterySaver	.	
					B_EngineRun	.	
					B_LowVoltage	.	
					B_OneAltCharging	.	
					I_AccKeySw	A36.JB:6	3.2
					I_IgnKeySw	A36.JB:2	3.2
A53.J1:4	O_LavOccRrLb		11.1	L140:1	I_IgnKeySw	A36.JB:2	3.2
					I_LavDorLockSe	A53.J1:11	11.1
					I_LavEmrgSw	A53.J1:10	11.1
A53.J1:5	O_ReadLtsRel	Passenger Reading Light Relay	22.2		B_BatterySaver	.	
					B_EngineRun	.	
					B_LowVoltage	.	
					B_OneAltCharging	.	
					I_AccKeySw	A36.JB:6	3.2
					I_IgnKeySw	A36.JB:2	3.2
					I_ReadLtsSw	A41.J1:10	22.2
A53.J1:8	O_FlushPmpMo	Right Hand Flasher Indicator	11.1	Mo13:A	I_AccKeySw	A36.JB:6	3.2
					I_IgnKeySw	A36.JB:2	3.2
					I_LavFlshSw	A53.J1:9	11.1
A54.J1:1	O_LHPRckFan	Left Hand Parcel Rack Fan	18.3		B_BatterySaver	.	
					B_EngineRun	.	
					B_OneAltCharging	.	
					B_TstModHvac	.	
					I_P RackFanSw	A41.J1:20	18.2
A54.J1:2	O_EvaSpd2Pilot	Evaporator Fan Speed 2	18.2	TermMo9	B_BatterySaver	.	
					B_EngineRun	.	
					B_LowVoltage	.	
					B_OneAltCharging	.	
					B_TstModHvac	.	
					D_OnOffPassSw	.	
					D_PassSetPts	.	
					I_AcPresHiSse	A52.J1:13	18.2
					I_AcPresLoSse	A52.J1:14	18.2

MULTIPLEX OUTPUT LIST

O_xx... = Physical Output Pin ; I_xx... = Physical Input Pin ; D_xx... = CAN Network Signal from the HVAC control Head ; B_xx.. = Multiplex system global Network Variable

Module.Pin#	Signal name		Page	Connected devices	Input involved		
A54.J1:2	O_EvaSpd2Pilot	Evaporator Fan Speed 2	18.2	TermMo9	I_BatMonMod54	A54.J1:24	6.1
					I_FireExt1stAl	A36.JB:23	38.1
					I_FireExt2ndAlm	A44.J1:10	38.1
					I_FireSensorA36	A36.JB:5	38.1
					I_WebFireComp	A36.JB:14	38.1
A54.J1:20	O_ACRecPass	A/C Pass. Gaz Cylinder Recycle	18.2	L205:1	B_BatterySaver	.	
					B_EngineRun	.	
					B_OneAltCharging	.	
					B_TstModHvac	.	
					D_RecSw	.	
					I_EntDorClSe	A47.J1:10	29.1
					I_EntDorOpSw	A36.JB:15	29.1
					I_EntDorOpSw2	A47.J1:12	29.1
					I_IntDorOpSw	A41.J1:9	29.1
A54.J1:21	O_PassOnOff	Output HVAC Passenger ON/OFF	18.2	R26:86	B_BatterySaver	.	
					B_EngineRun	.	
					B_OneAltCharging	.	
					B_TstModHvac	.	
					I_BatMonMod54	A54.J1:24	6.1
A54.J1:3	O_PasRfgSol	Passenger Refrigerent Solenoid	18.2	D11:A	B_BatterySaver	.	
					B_EngineRun	.	
					B_LowVoltage	.	
					B_OneAltCharging	.	
					B_TstModHvac	.	
					D_AmbTempLSB	.	
					D_AmbTempMSB	.	
					D_OnOffPassSw	.	
					D_PassSetPts	.	
					I_BatMonMod54	A54.J1:24	6.1
					I_FireExt1stAl	A36.JB:23	38.1
					I_FireExt2ndAlm	A44.J1:10	38.1
					I_FireSensorA36	A36.JB:5	38.1
					I_WebFireComp	A36.JB:14	38.1
A54.J1:4	O_ACWaterPmp	Hvac Water Pump	18.2	D9:A	B_BatterySaver	.	
					B_EngineRun	.	
					B_OneAltCharging	.	
					B_TstModHvac	.	
					D_AmbTempLSB	.	
					D_AmbTempMSB	.	
					D_DrvFnSpdBit0	.	
					D_DrvFnSpdBit1	.	
					D_DrvFnSpdBit2	.	
					D_HvacPump	.	

MULTIPLEX OUTPUT LIST

O_xx... = Physical Output Pin ; I_xx... = Physical Input Pin ; D_xx... = CAN Network Signal from the HVAC control Head ; B_xx.. = Multiplex system global Network Variable

Module.Pin#	Signal name		Page	Connected devices	Input involved		
A54.J1:4	O_ACWaterPmp	Hvac Water Pump	18.2	D9:A	D_OnOffPassSw	.	
					D_PassSetPts	.	
					D_StopTestMode	.	
					I_BatMonMod54	A54.J1:24	6.1
					I_FireExt1stAl	A36.JB:23	38.1
					I_FireExt2ndAlm	A44.J1:10	38.1
					I_FireSensorA36	A36.JB:5	38.1
					I_IgnKeySw	A36.JB:2	3.2
					I_WebFireComp	A36.JB:14	38.1
A54.J1:5	O_CndSpd1Rel	Condensor Fan Speed 1 Relay	18.2	R10:2	B_BatterySaver	.	
					B_EngineRun	.	
					B_LowVoltage	.	
					B_OneAltCharging	.	
					B_TstModHvac	.	
					D_AmbTempLSB	.	
					D_AmbTempMSB	.	
					D_OnOffPassSw	.	
					D_PassSetPts	.	
					I_AcPresHiSse	A52.J1:13	18.2
					I_AcPresLoSse	A52.J1:14	18.2
					I_BatMonMod54	A54.J1:24	6.1
					I_FireExt1stAl	A36.JB:23	38.1
					I_FireExt2ndAlm	A44.J1:10	38.1
					I_FireSensorA36	A36.JB:5	38.1
					I_WebFireComp	A36.JB:14	38.1
A54.J1:6	O_RHPRckFan	Right Hand Parcel Rack Fan	18.3		B_BatterySaver	.	
					B_EngineRun	.	
					B_OneAltCharging	.	
					B_TstModHvac	.	
					I_P RackFanSw	A41.J1:20	18.2
A54.J1:7	O_EvaSpd1Rel	Evaporator Fan Speed 1 Relay	18.2	R12:2	B_BatterySaver	.	
					B_EngineRun	.	
					B_LowVoltage	.	
					B_OneAltCharging	.	
					B_TstModHvac	.	
					D_OnOffPassSw	.	
					I_BatMonMod54	A54.J1:24	6.1
					I_FireExt1stAl	A36.JB:23	38.1
					I_FireExt2ndAlm	A44.J1:10	38.1
					I_FireSensorA36	A36.JB:5	38.1
					I_WebFireComp	A36.JB:14	38.1
A54.J1:8	O_PasHeatSol	Passenger Heat Solenoid Valve	18.2	R26:87	B_BatterySaver	.	
					B_EngineRun	.	

MULTIPLEX OUTPUT LIST

O_xx... = Physical Output Pin ; I_xx... = Physical Input Pin ; D_xx... = CAN Network Signal from the HVAC control Head ; B_xx... = Multiplex system global Network Variable

Module.Pin#	Signal name		Page	Connected devices	Input involved		
A54.J1:8	O_PasHeatSol	Passenger Heat Solenoid Valve	18.2	R26:87	B_OneAltCharging	.	
					B_TstModHvac	.	
					D_AmbTempLSB	.	
					D_AmbTempMSB	.	
					D_DrvFnSpdBit0	.	
					D_DrvFnSpdBit1	.	
					D_DrvFnSpdBit2	.	
					D_OnOffPassSw	.	
					D_PassSetPts	.	
					I_BatMonMod54	A54.J1:24	6.1
					I_FireExt1stAl	A36.JB:23	38.1
					I_FireExt2ndAlm	A44.J1:10	38.1
					I_FireSensorA36	A36.JB:5	38.1
					I_WebFireComp	A36.JB:14	38.1
A55.J1:11	O_SunVisorDrv	Sun Visor Driver	41.1	R43:86	D_Stw_Sw10	.	
					D_Stw_Sw4	.	
A55.J1:12	O_JacobBrk1	Jacob Brake 1	41.1		D_Stw_Sw2	.	
					D_Stw_Sw3	.	
					D_Stw_Sw5	.	
					I_RetarderSel	A55.J1:10	12.1
A55.J1:13	O_SunVisorPass	Sun Visor Driver	41.1	R42:86	D_Stw_Sw10	.	
					D_Stw_Sw4	.	
A55.J1:14	O_JacobBrk2	Jacob Brake 2	41.1		D_Stw_Sw2	.	
					D_Stw_Sw3	.	
					D_Stw_Sw5	.	
					I_RetarderSel	A55.J1:10	12.1
A55.J1:15	O_ACCTimeGapInc		14.1		D_Stw_Sw7	.	
					D_Stw_Sw8	.	
A55.J1:16	O_ACCTimeGapDec		14.1		D_Stw_Sw7	.	
					D_Stw_Sw8	.	
A55.J1:30	O_SunVUpDw		41.1	R41:86	D_Stw_Sw10	.	
					D_Stw_Sw4	.	

MULTIPLEX INPUT LIST

O_xx... = Physical Output Pin ; I_xx... = Physical Input Pin ; D_xx... = CAN Network Signal from the HVAC control Head ; B_xx... = Multiplex system global Network Variable

Module.Pin#	Signal name		Page	Connected devices
A36.JB:1	I_LwBuoySw	Low Buoy Signal From Pressure Switch	32.1	Sw43:B
A36.JB:10	I_EntDorCInSw	Entrance Door Close Inside Switch	29.1	Sw32:3
A36.JB:13	I_BrkLtSeFrSig	Brake Lights Sensor	12.1	
A36.JB:14	I_WebFireComp		38.1	FREE:FREE
A36.JB:15	I_EntDorOpSw	Entrance Door Open Switch	29.1	
A36.JB:17	I_EntDorCOutSw	Entrance Door Close Outside Switch	29.1	Sw34:1
A36.JB:2	I_IgnKeySw	Ignition Key switch	3.2	
A36.JB:21	I_RrCutOutSw	Rear Junction Box CutOut Switch	3.2	
A36.JB:22	I_FrEngStaSw	Front Engine Start Switch	3.2	
A36.JB:23	I_FireExt1stAl		38.1	
A36.JB:4	I_HazardSw	Hazard Switch	26.1	Sw4:3
A36.JB:5	I_FireSensorA36	Fire Sensor On A36	38.1	
A36.JB:6	I_AccKeySw	Accessories Key switch	3.2	
A36.JB:9	I_ParkBrSe	Paking Brake Sensor	12.1	
A41.J1:10	I_ReadLtsSw	Passenger Reading lights Switch	22.2	Sw26:3
A41.J1:17	I_UpperDefFanSw	Upper Defrost Dash Switch	18.4	Sw21:3
A41.J1:20	I_PRAckFanSw		18.2	Sw27:3
A41.J1:6	I_KneeUpSw	Kneeling Up Switch	32.1	
A41.J1:7	I_KneeDwSw	Kneeling Down Switch	32.1	
A41.J1:9	I_IntDorOpSw	Entrance Door Open Switch	29.1	Sw33:3
A42.J1:3	I_WdoOpenSe	Passenger Window Open Sensor	27.1	
A42.J1:6	I_WclSw	Wheel Chair Lift Dash Switch	36.1	Sw20:3
A42.J1:7	I_PrkBrkRelSw	Park Brake Release Switch	32.1	
A42.J1:8	I_LwWipIntSw	Lower Wiper Intermitant Switch	34.1	Sw1.C258:7
A43.J1:17	I_FJBLtSw	Front Junction Box Door Open	25.1	
A43.J1:19	I_TgAxlSw	Tag Axle Switch	32.1	Sw64.B:1
A43.J1:3	I_HiBeamCallSw	Hi/Low Beam Switch	26.1	Sw1.C259:4
A43.J1:4	I_HdLtPos1Sw	Head Light Switch Position Markers	26.1	
A43.J1:5	I_BlinkSw	Courtesy Blink Switch	26.1	Sw1.C258:5
A43.J1:6	I_TagPitManSW	Tag Automatic Unload PitMan Sw	32.1	Sw125.B:1
A43.J1:7	I_HornSelectSw	Horn Select switch	9.2	Sw63A:3
A43.J1:8	I_HdLtHiLowBmSw	Head Lights High and Low Beam Switch	26.1	Sw1.C258:8
A44.J1:10	I_FireExt2ndAlm		38.1	A130:11
A45.J1:10	I_HornSw	Horn Switch	9.1	A103:5
A45.J1:12	I_HdLtPos2SwLH	Head Light Switch Beam Position 2 LH	26.1	
A45.J1:13	I_KneeLevelSe		32.1	Se79:4
A45.J1:24	I_BatMonMod45		6.1	A45.J1:28
A45.J1:9	I_LHFshSw	Left Hand Flasher Switch	26.1	
A46.J1:10	I_LugDorLkSw	Luggage Door Lock Switch	33.1	Sw18A:3, A46.J1:11
A46.J1:11	I_LugDorULkSw	Luggage Door Unlock Switch	33.1	Sw18A:3, A46.J1:10
A46.J1:24	I_BatMonMod46		6.1	A46.J1:26
A46.J1:9	I_LwWshSwRetro	Lower Wiper Washer Switch	34.1	
A47.J1:10	I_EntDorCISE	Entrance Door Close Sensor	29.1	Se17:1

MULTIPLEX INPUT LIST

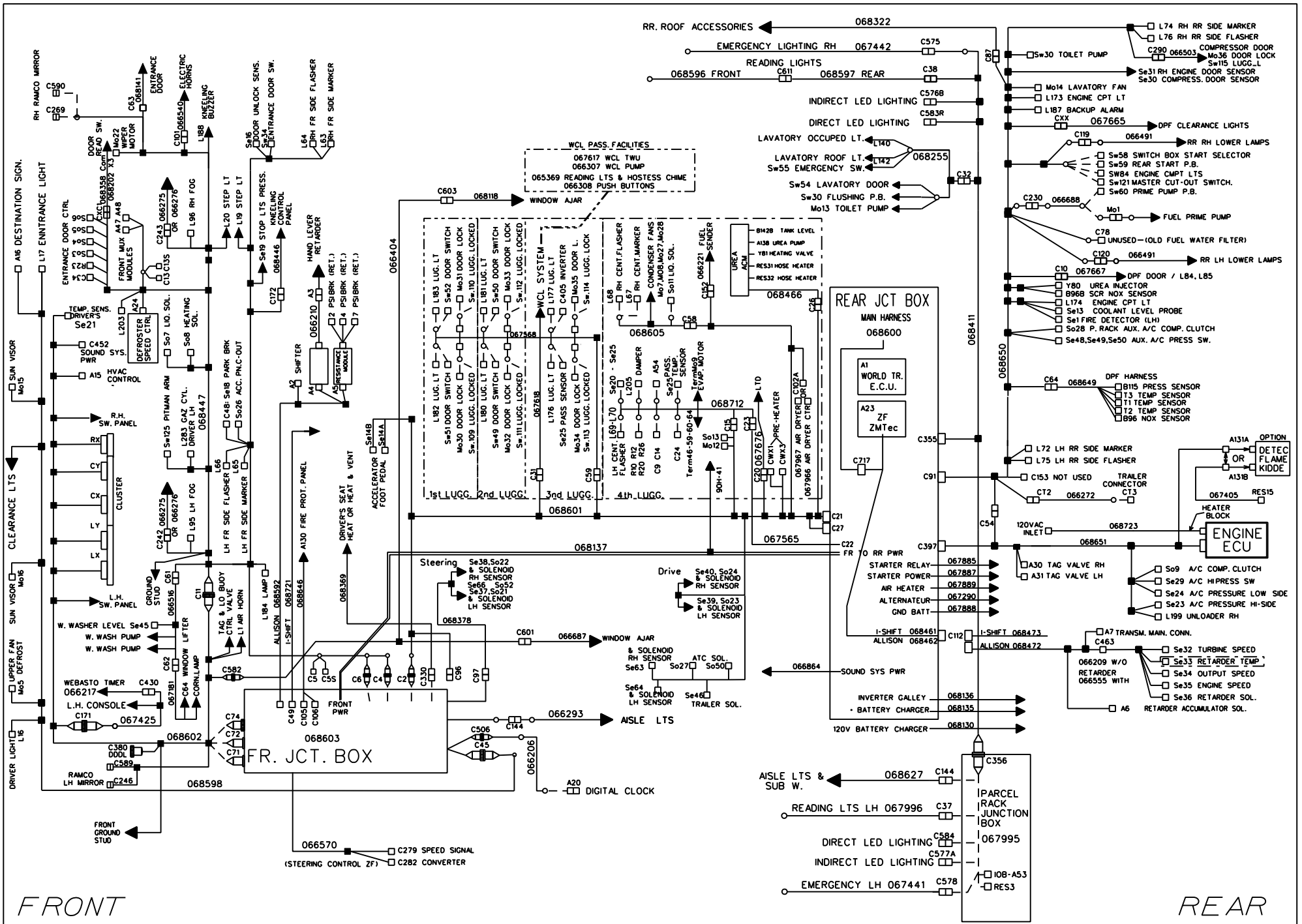
O_xx... = Physical Output Pin ; I_xx... = Physical Input Pin ; D_xx... = CAN Network Signal from the HVAC control Head ; B_xx... = Multiplex system global Network Variable

Module.Pin#	Signal name		Page	Connected devices
A47.J1:12	I_EntDorOpSw2		29.1	D7:B
A47.J1:24	I_BatMonMod47		6.1	A47.J1:27
A47.J1:9	I_LowWiperCam	Low wiper Cam	34.1	
A48.J1:10	I_HdLtPos2SwRH	Head Light Switch Beam Position 2 RH	26.1	
A48.J1:11	I_EntDorOpSe	Entrance Door Open Sensor	29.1	Se15:1
A48.J1:12	I_RHFlshSw	Right Hand Flasher Switch	26.1	
A48.J1:24	I_BatMonMod48		6.1	A48.J1:28
A49.J1:1	I_WCLDoorLtch	WCL Door firts latch detection door open	36.1	Sw94.B:1
A49.J1:17	I_WCLSmallLowDor	Wheel Chair Lift Small Low Door	36.1	
A49.J1:18	I_WCLInstalSig	WCL Cassette installation detection	36.1	
A49.J1:2	I_EngDoorSe	Engine Door Sensor	25.1	
A49.J1:3	I_RJBLtSw	Rear Junction Light Switch		
A49.J1:4	I_WCLPlungSw	WCL Sliding door open detection	36.1	
A49.J1:6	I_WCLLoDorSe	Wheel Chair Lift Lower Door Sensor	36.1	
A49.J1:8	I_Alt1Voltage		3.2	Alt1D.C:2
A49.J1:9	I_Alt2Voltage		3.2	Alt2D.C:2
A50.J1:11	I_NeutralSe	Neutral Signal Sensor	3.2	
A50.J1:12	I_RetdrSig	Retarder Signal	12.1	
A50.J1:13	I_RrAxlLoadSe		32.2	Se80:C
A51.J1:10	I_BrkLtSeRrSig	Brake Lights Sensor	12.1	
A51.J1:12	I_RHFlshSwRrSig	RH FlasherSwitch Rear Signal	26.2	
A51.J1:24	I_BatMonMod51			
A51.J1:9	I_LHFlshSwRrSig	LH FlasherSwitch Rear Signal	26.2	
A52.J1:10	I_RrStrtEnSw	Rear Start Enable Switch	3.2	
A52.J1:11	I_EngStaRrSw	Engine Start Rear Switch	3.2	Sw59:B
A52.J1:13	I_AcPresHiSe	Ac Pressure High Side Sensor	18.2	Se23:C
A52.J1:14	I_AcPresLoSe	Ac Pressure Low Side Sensor	18.2	Se24:C
A52.J1:24	I_BatMonMod52		6.1	A52.J1:25
A52.J1:9	I_FrStrtEnSw	Front Start Enable Switch	3.2	
A53.J1:10	I_LavEmrgSw	Lavatory Emergency Switch	11.1	
A53.J1:11	I_LavDorLockSe		11.1	Sw54.B:1
A53.J1:24	I_BatMonMod53		6.1	A53.J1:26
A53.J1:9	I_LavFlshSw	Lavatory Flushing Switch	11.1	
A54.J1:11	I_AcDorOpSe	Condensor Door Open Switch		
A54.J1:24	I_BatMonMod54		6.1	A54.J1:29
A54.J1:9	I_LuggDoorSw	Luggage Door Switch	25.2	
A55.J1:1	I_DrvTempSe	Driver Temperature sensor	18.1	Se21:2
A55.J1:10	I_RetarderSel	Retarder Selected	12.1	Sw16:3
A55.J1:19	I_HeadLmpWshSw		34.1	Sw6:4
A55.J1:5	I_DrvLtSw	Driver Light Switch	19.1	Sw24:3
A55.J1:6	I_FogLightSw	Fog Lights Switch	26.5	Sw3:3
A55.J1:7	I_DockingLtSw	Docking Lights Switch	26.5	Sw100A:1
A55.J1:8	I_CorneringLtSw	Cornering Light Switch	26.5	Sw100A:3

MULTIPLEX ERROR MESSAGES LIST

FMI 3 = Shorted High ; FMI 4 = Shorted Low ; FMI 5 = Open Circuit ; FMI 6 = Current above Normal

Cluster message	SID/PSID	FMI	Module.Pin#	Page	Cluster message	SID/PSID	FMI	Module.Pin#	Page
A/C Pres HiSd	PSID #12	3, 4	A52.J1:13	18.2	FrontMkr Lts LH	PSID #148	3, 4, 6	A45.J1:21	26.1
A/C Pres LoSd	PSID #13	3, 4	A52.J1:14	18.2	FrontMkr Lts RH	PSID #149	3, 4, 6	A48.J1:7	26.1
Battery Equalizer	SID #61	3, 4	A45.J1:12	26.1	FrStart Enable Sw	PSID #56	3, 4	A52.J1:9	3.2
Blinker Sw	PSID #139	3, 4	A43.J1:5	26.1	Hazard Switch	PSID #138	3, 4	A36.JB:4	26.1
Brk Lts Sens	PSID #119	3, 4	A36.JB:13	12.1	Hd Light Call	PSID #140	3, 4	A43.J1:3	26.1
Ceiling Door Lt	PSID #108	3, 4, 5, 6	A44.J1:5	29.1	HdLamp Wsh Pmp	SID #48	3, 4, 5, 6	A46.J1:21	34.1
Center Flash LH	PSID #124	3, 4, 6	A50.J1:5	26.2	Head Lights Pos1	PSID #143	3, 4	A43.J1:4	26.1
Center Flash RH	PSID #125	3, 4, 6	A50.J1:7	26.2	Hi Low Beam	SID #62	3, 4	A43.J1:8	26.1
Center Mkr	PSID #27	3, 4, 6	A50.J1:8	26.2	High Beam LH	PSID #141	3, 4, 5, 6	A45.J1:6	26.1
Cond Rly spd1	PSID #41	3, 4, 5, 6	A54.J1:5	18.2	High Beam RH	PSID #145	3, 4, 5, 6	A48.J1:3	26.1
Cond Rly spd2	PSID #42	3, 4, 6	A49.J1:16	18.2	Horn	PSID #83	3, 4, 5, 6	A45.J1:20	9.1
Condensor Door Sw	PSID #7	3, 4	A54.J1:11		Knee down Sol	PSID #89	3, 4, 5, 6	A41.J1:14	32.1
Cornering Dash	PSID #200	3, 4	A55.J1:8	26.5	Knee Down Sw	PSID #93	3, 4	A41.J1:7	32.1
Cyclope Lt	PSID #116	4, 6	A51.J1:7	26.2	Knee Up Sol	PSID #95	3, 4, 5, 6	A41.J1:15	32.1
Docking Dash Sw	PSID #40	3, 4	A55.J1:7	26.5	Knee Up Sw	PSID #94	3, 4	A41.J1:6	32.1
Driver Def Fan	PSID #180	3, 4, 5, 6	A47.J1:1	18.1	Kneeling Level Se	SID #81	3, 4, 5	A45.J1:13	32.1
Driver heat Sol	PSID #16	3, 4, 5, 6	A46.J1:6	18.1	Lav Emgy Sw	PSID #97	3, 4	A53.J1:10	11.1
Driver Rfg Sol	PSID #29	3, 4, 5, 6	A46.J1:5	18.1	Lav Flush Pump	PSID #9	4, 5, 6	A53.J1:8	11.1
Driver Sensor	PSID #28	3, 4, 5	A55.J1:1	18.1	Lav Flush Sw	PSID #8	3, 4, 5, 6	A53.J1:9	11.1
Drv air Trap	SID #64	3, 4, 6	A44.J1:2	18.1	Lavatory Fan4	PSID #98	4, 5, 6	A52.J1:4	11.1
Drv Rec Cylind	PSID #30	3, 4, 5, 6	A47.J1:2	18.1	LH Corner Lts	PSID #120	3, 4, 5, 6	A45.J1:5	26.5
Elec.Horn SW61	PSID #82	3, 4	A45.J1:10	9.1	LH Docking Light	PSID #122	3, 4, 5, 6	A51.J1:4	
Emergency Relay	PSID #44	3, 4, 5, 6	A36.JA:17	3.2	Low Beam LH	PSID #142	3, 4, 5, 6	A45.J1:7	26.1
Engine Door Se	PSID #6	3, 4	A49.J1:2	25.1	Low Beam RH	PSID #146	3, 4, 5, 6	A48.J1:4	26.1
Engine Fan Spd1	PSID #53	3, 4, 5, 6	A52.J1:1	14.1	Lower Washer pmp	PSID #181	4, 5, 6	A46.J1:3	34.1
Engine Fan Spd2	PSID #54	3, 4, 5, 6	A52.J1:2	14.1	Lugg Lock Sol	PSID #155	3, 4, 5, 6	A42.J1:13	33.1
Ent Close Out	PSID #70	3, 4	A36.JB:17	29.1	Lugg Lock Sw	PSID #156	3, 4	A46.J1:10	33.1
Ent close Sens	PSID #63	3, 4	A47.J1:10	29.1	Lugg unlk Sol	PSID #158	3, 4, 5, 6	A42.J1:16	33.1
Ent Close Sol	PSID #65	3, 4, 5, 6	A47.J1:6	29.1	Lugg Unlk Sw	PSID #159	3, 4	A46.J1:11	33.1
Ent Door Close	PSID #64	3, 4	A36.JB:10	29.1	P Rack Fan	PSID #19	4, 5, 6	A54.J1:1	18.3
Ent Full Open	PSID #66	3, 4	A48.J1:11	29.1	P Rack Fan	PSID #20	4, 5, 6	A54.J1:6	18.3
Ent open out	PSID #71	3, 4	A36.JB:15	29.1	P Rack Fan	PSID #21	3, 4	A41.J1:20	18.2
Ent Open Sol	PSID #67	3, 4, 5, 6	A47.J1:7	29.1	P Rack Rfg	PSID #22	3, 4, 5, 6	A52.J1:8	18.3
Evap Motor Rly	PSID #77	3, 4, 5, 6	A54.J1:7	18.2	Park brak Sens	PSID #162	3, 4	A36.JB:9	12.1
Flash RH Sw	PSID #133	3, 4	A48.J1:12	26.1	Park brake Sol	PSID #163	3, 6	A42.J1:12	32.1
Flasher LH	PSID #130	3, 4	A45.J1:9	26.1	Pass Heat Sol	PSID #24	3, 4, 6	A54.J1:8	18.2
Fog's lights RH	PSID #136	3, 4, 5, 6	A48.J1:8	26.5	Pass On_Off Sig	SID #29	3, 4, 5, 6	A54.J1:21	18.2
Foot trap	PSID #37	3, 4, 6	A45.J1:2	18.1	Pass Rec.Cylinder	SID #63	3, 4, 5, 6	A54.J1:20	18.2
FR Clearance lights	PSID #137	3, 4, 6	A44.J1:8	26.1	Pass Rfg Sol	PSID #23	3, 4, 5, 6	A54.J1:3	18.2
Fr Flsh-Mkr LH	PSID #128	3, 4, 6	A45.J1:3	26.1	Pass. Wtr pump	PSID #17	3, 4, 6	A54.J1:4	18.2
Fr Side Flsh	PSID #10	3, 4, 6	A48.J1:20	26.1	Read Lts Rly	PSID #113	3, 4, 5, 6	A53.J1:5	22.2
Fr Start Sw	PSID #58	3, 4	A36.JB:22	3.2	Read Lts Sw	PSID #114	3, 4	A41.J1:10	22.2
Front Flash RH	PSID #126	3, 4, 6	A48.J1:6	26.1	Rear CutOut Sw	PSID #18	3, 4	A36.JB:21	3.2



FRONT

REAR

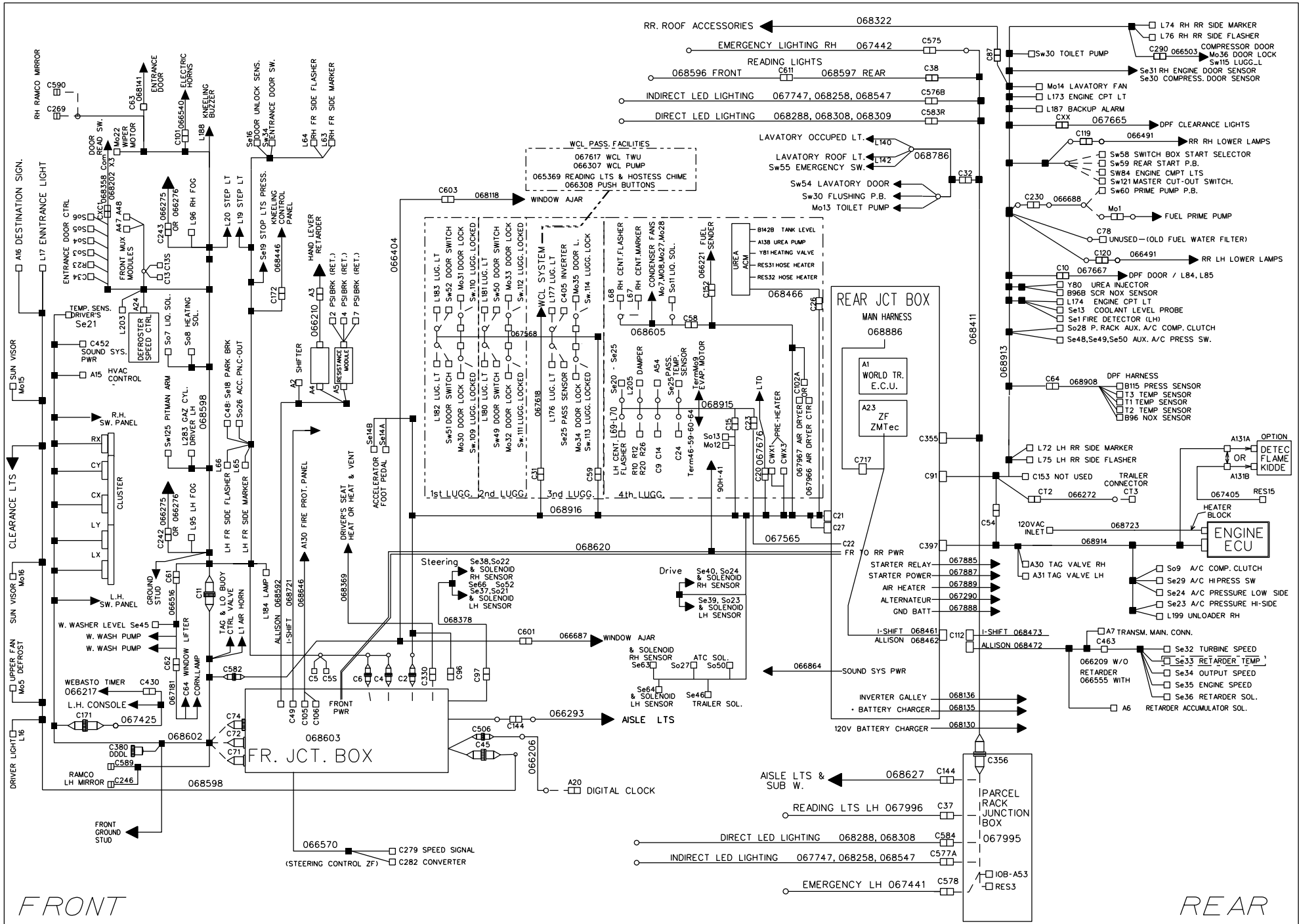
PREVOST

WIRING DIAGRAM

NO: D061350

PAGE: C1

REVISION 0



FRONT

REAR

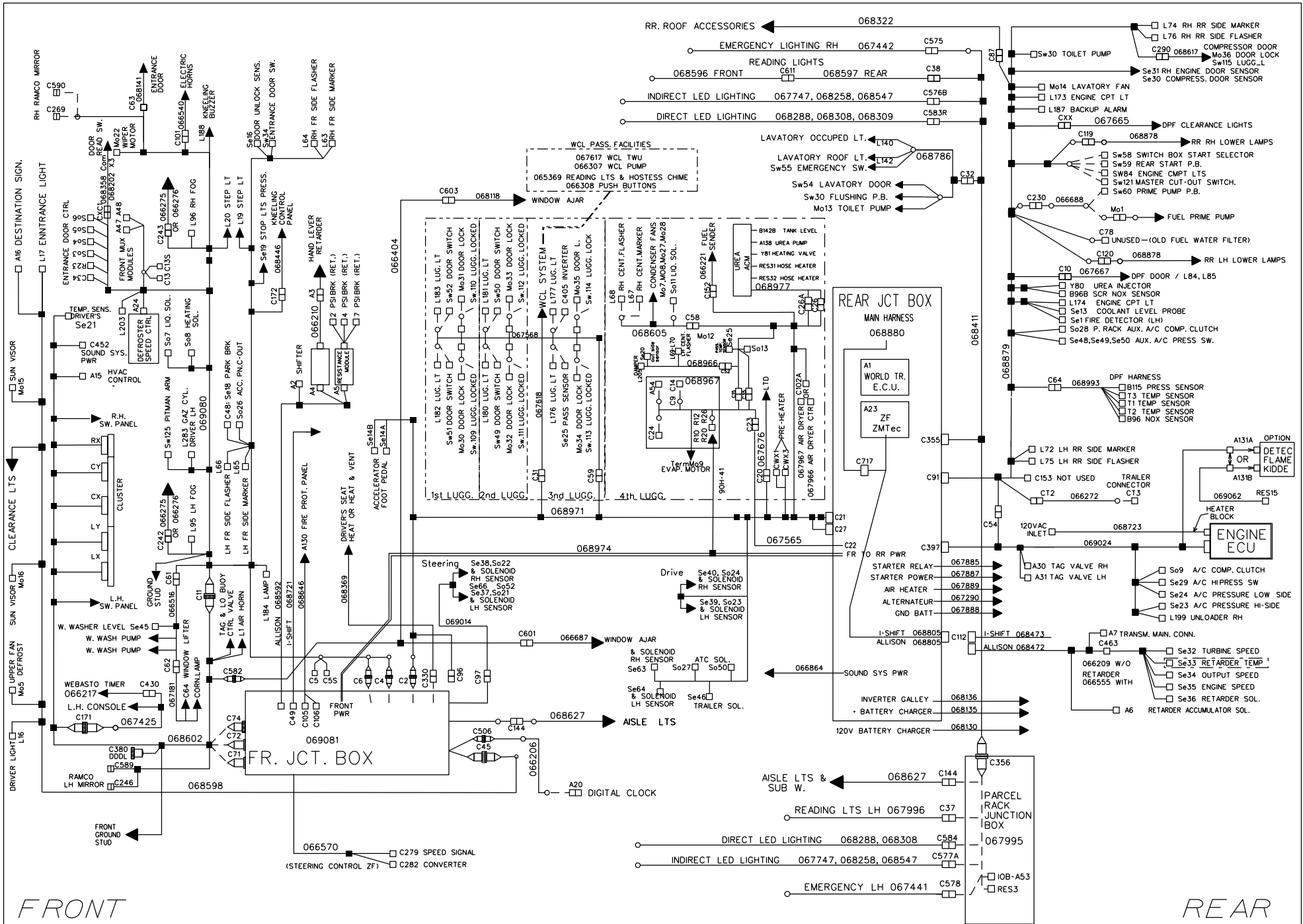
PREVOST

WIRING DIAGRAM

NO: D061350

PAGE: C1

REVISION
4



FRONT

REAR

PREVOST

WIRING DIAGRAM

NO:

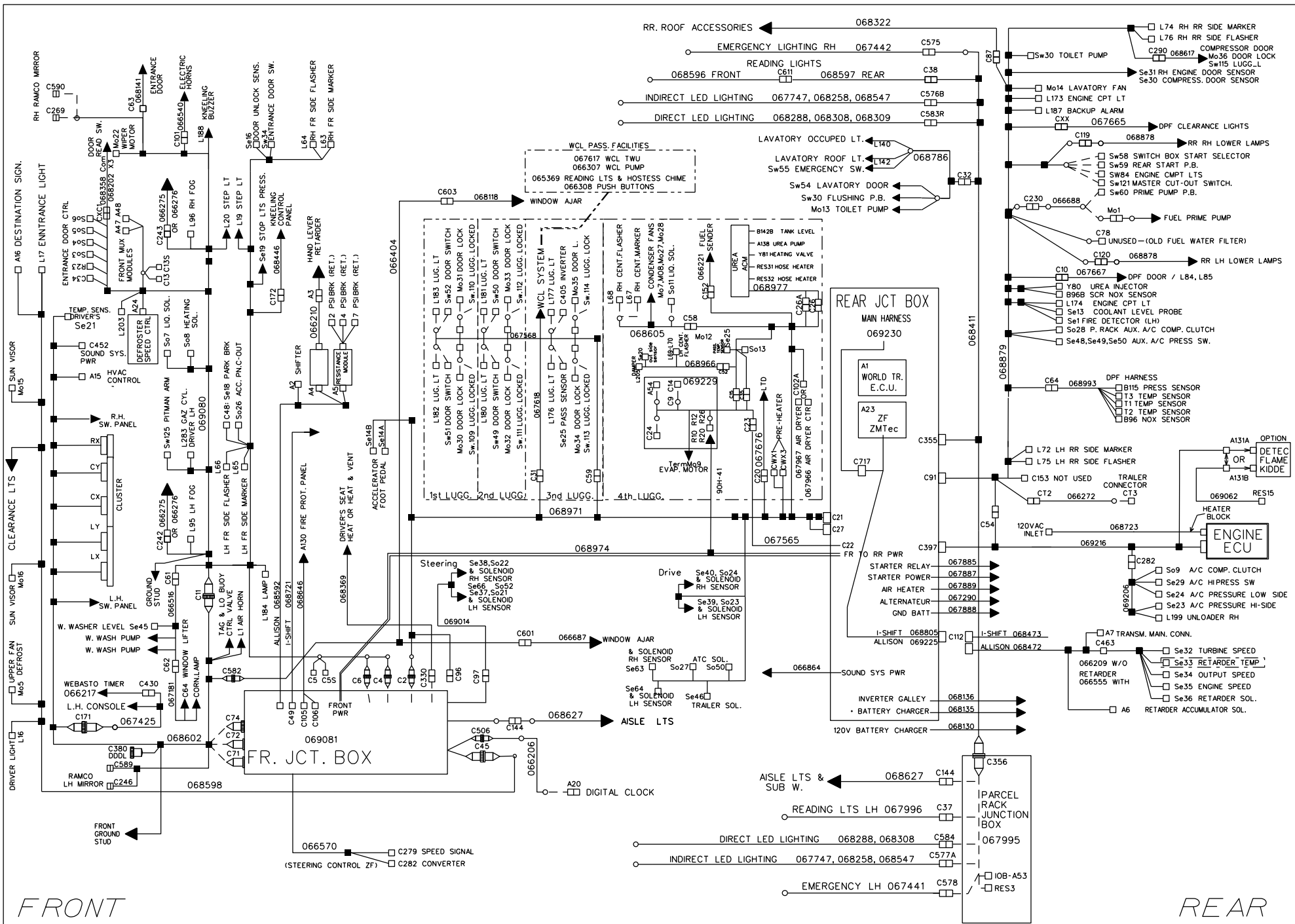
D061350

PAGE:

C1

REVISION

8



FRONT

REAR

PREVOST

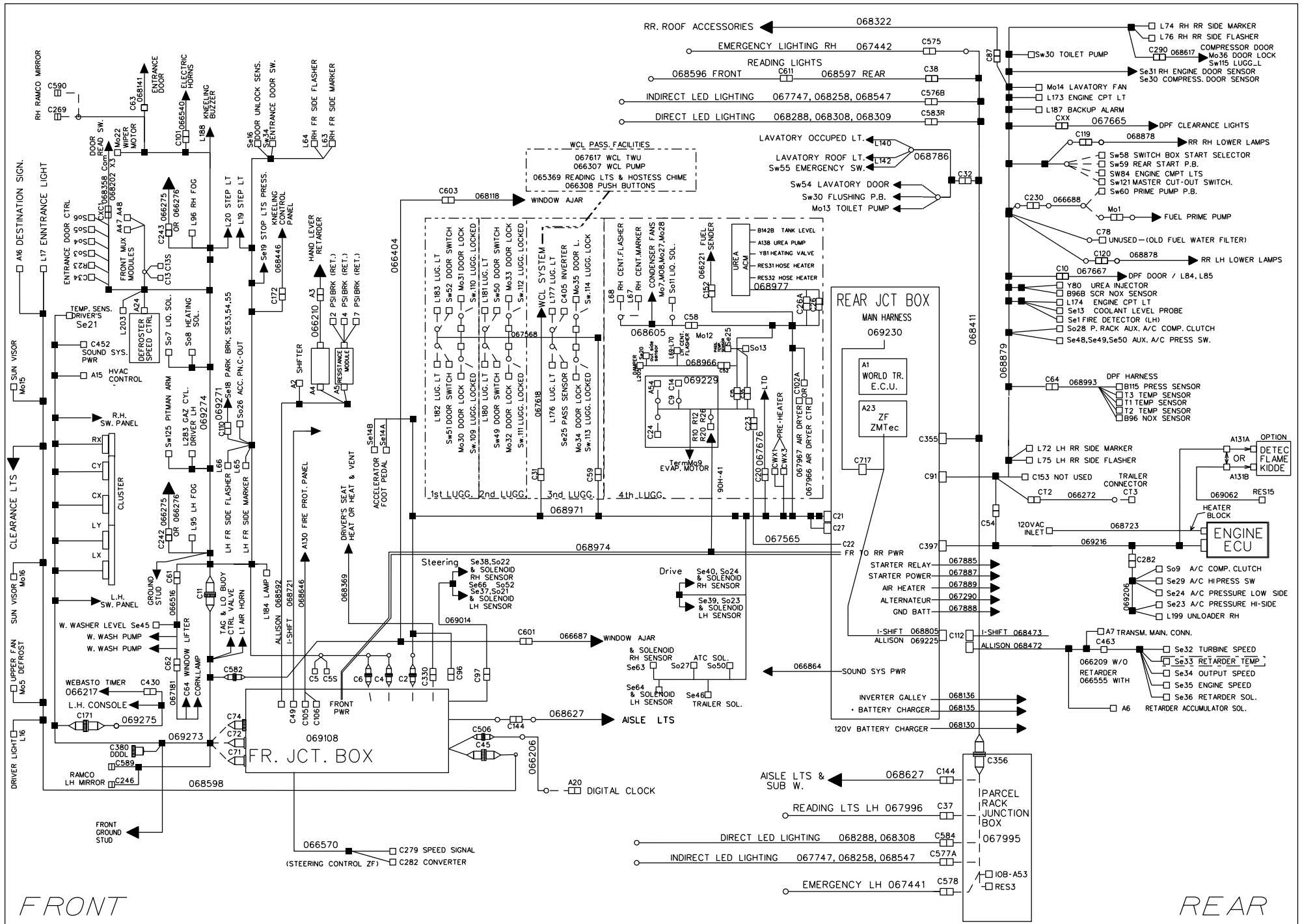
WIRING DIAGRAM

NO:

D061350

PAGE: C1

REVISION
10



FRONT

REAR

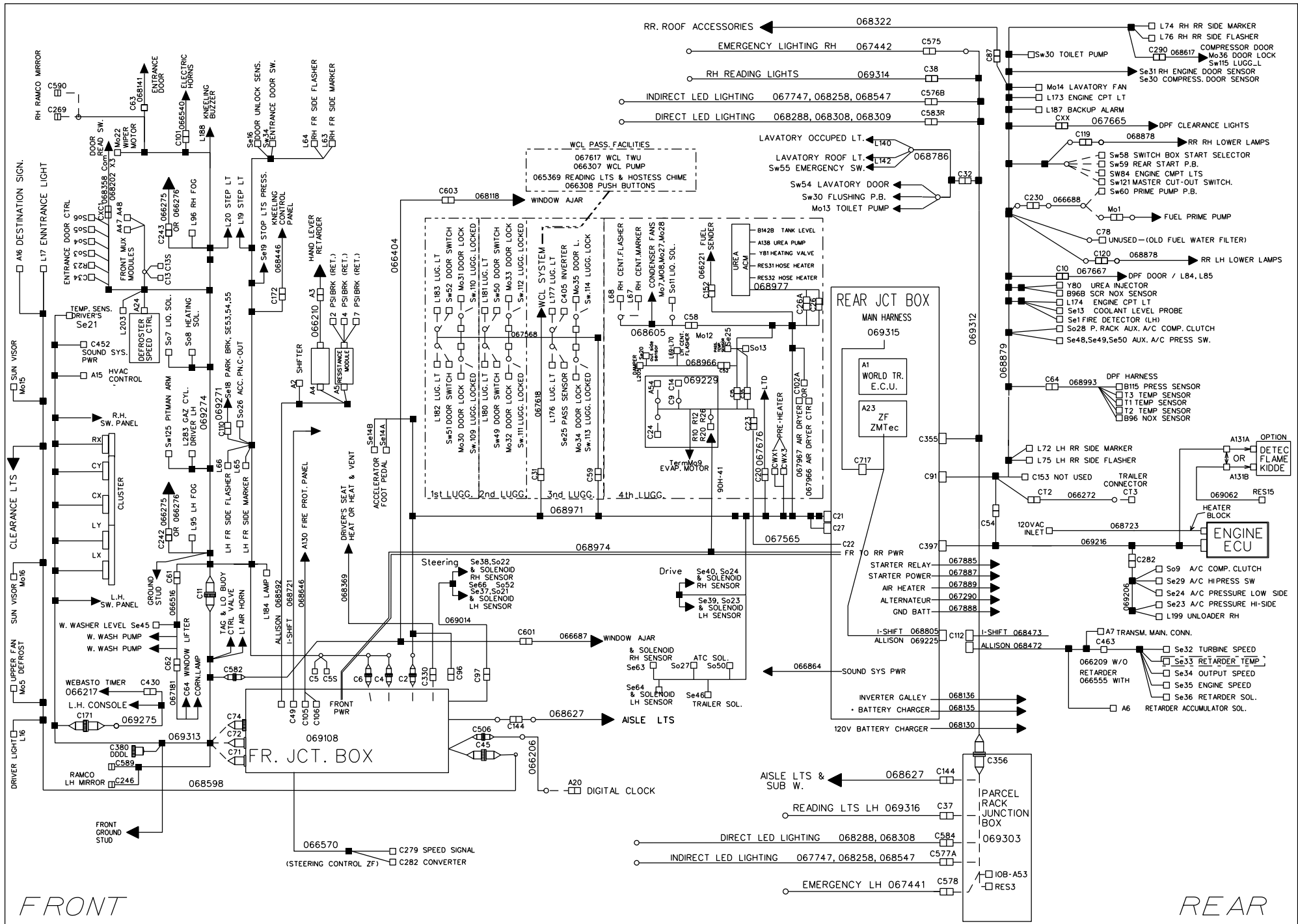
PREVOST

WIRING DIAGRAM

NO: D061350

PAGE: C1

REVISION 12



FRONT

REAR

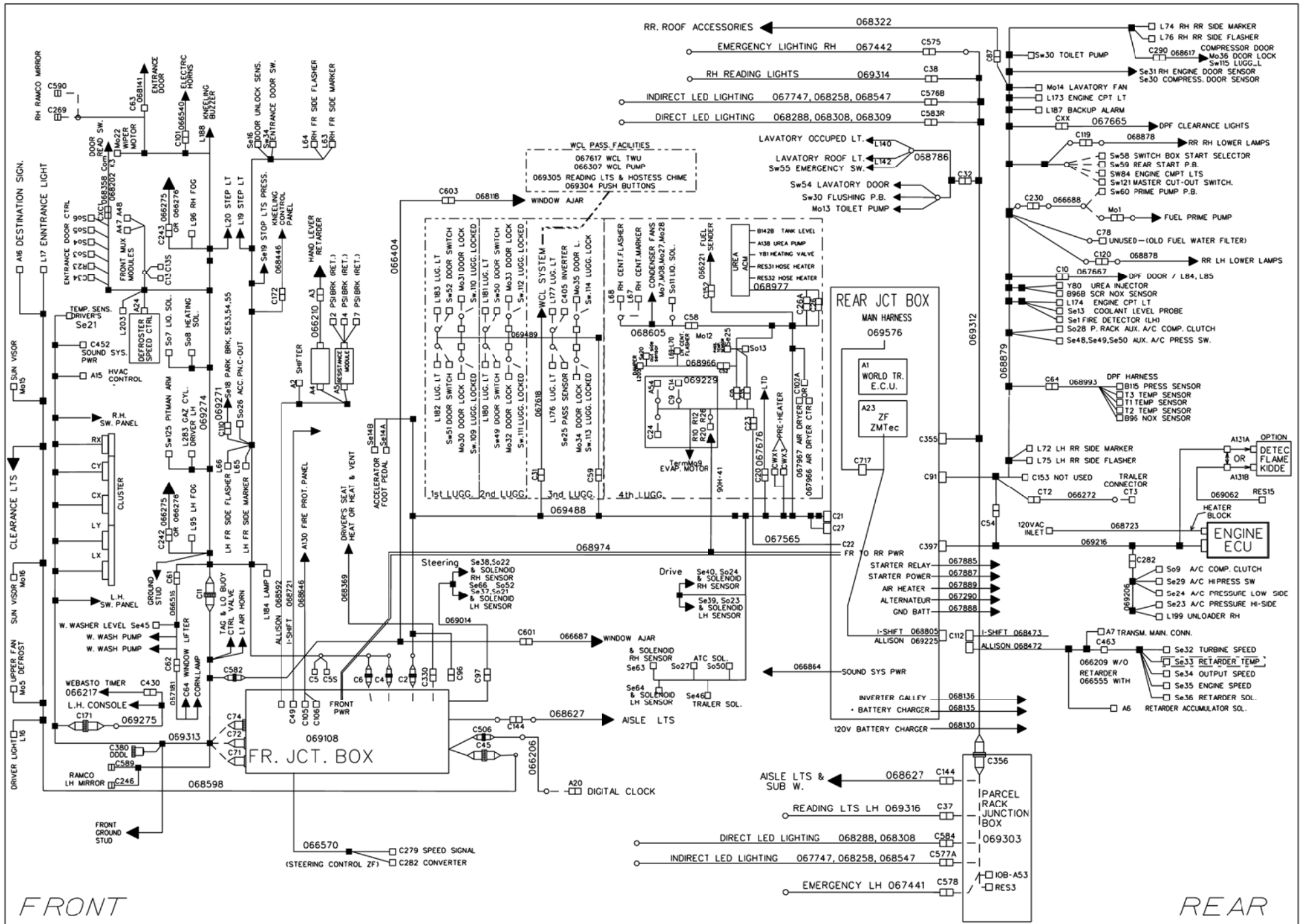
PREVOST

WIRING DIAGRAM

NO: D061350

PAGE: C1

REVISION 13



FRONT

REAR

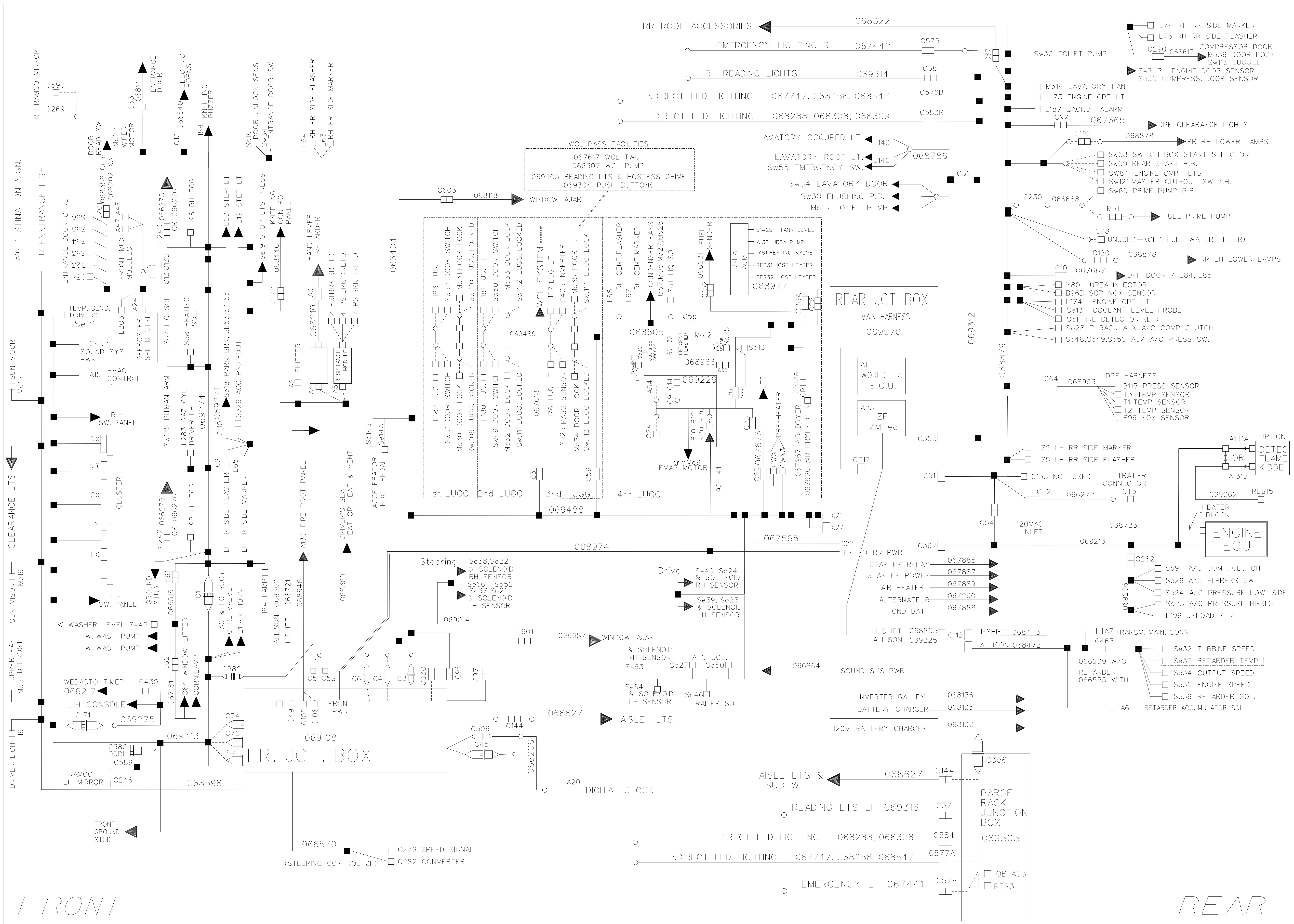
PREVOST

WIRING DIAGRAM

NO: D061350

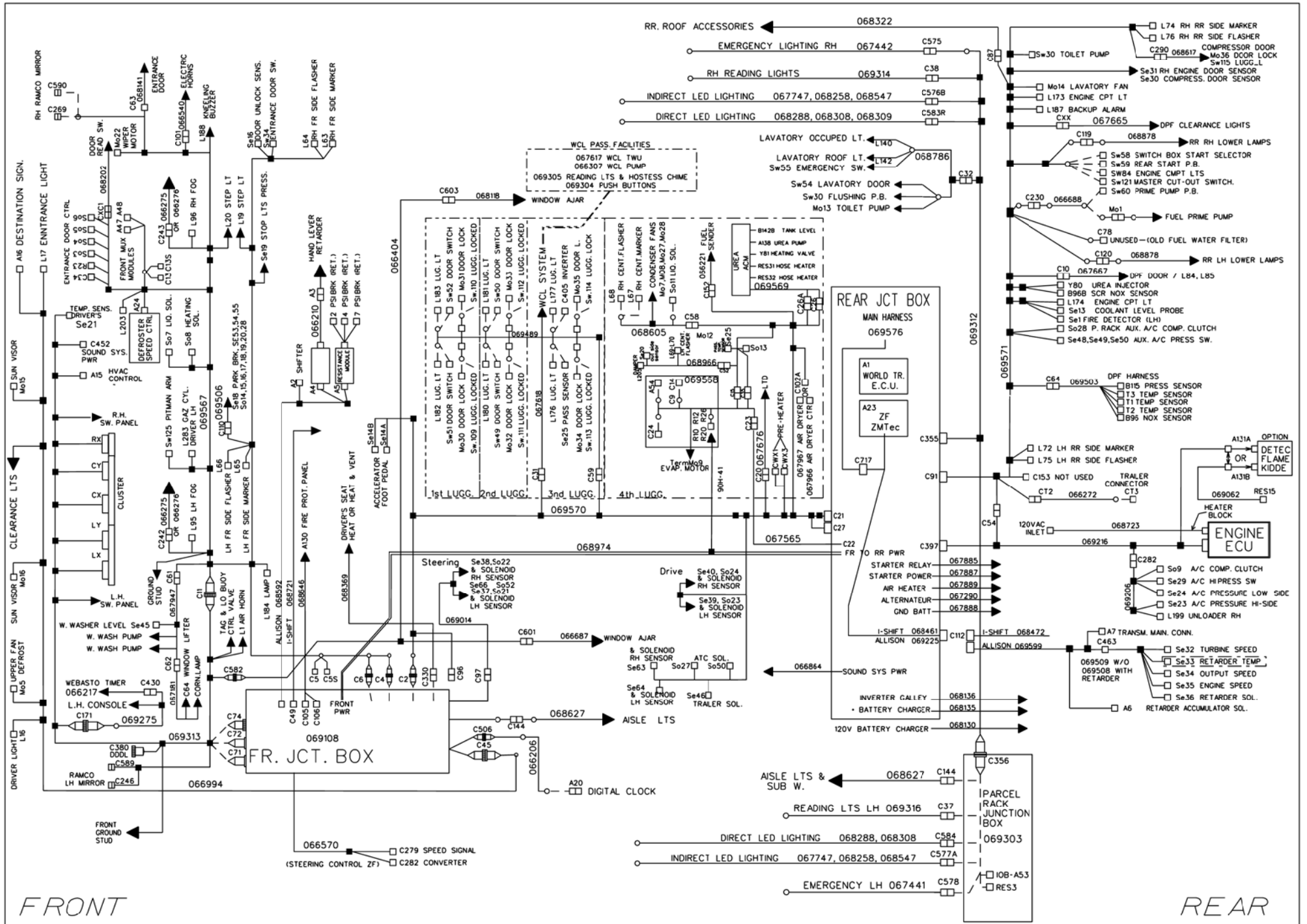
PAGE: C1

REVISION 15



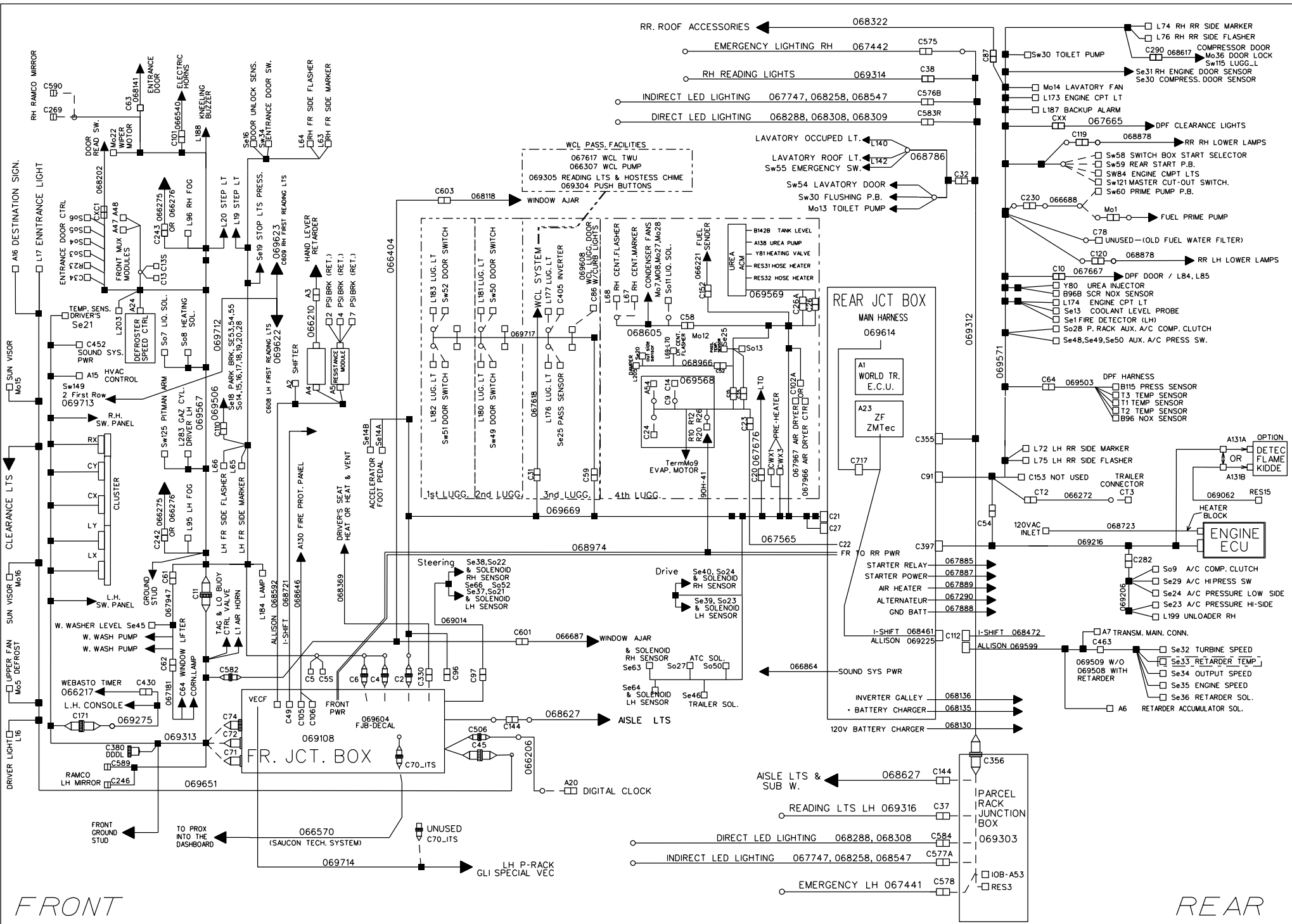
FRONT

REAR



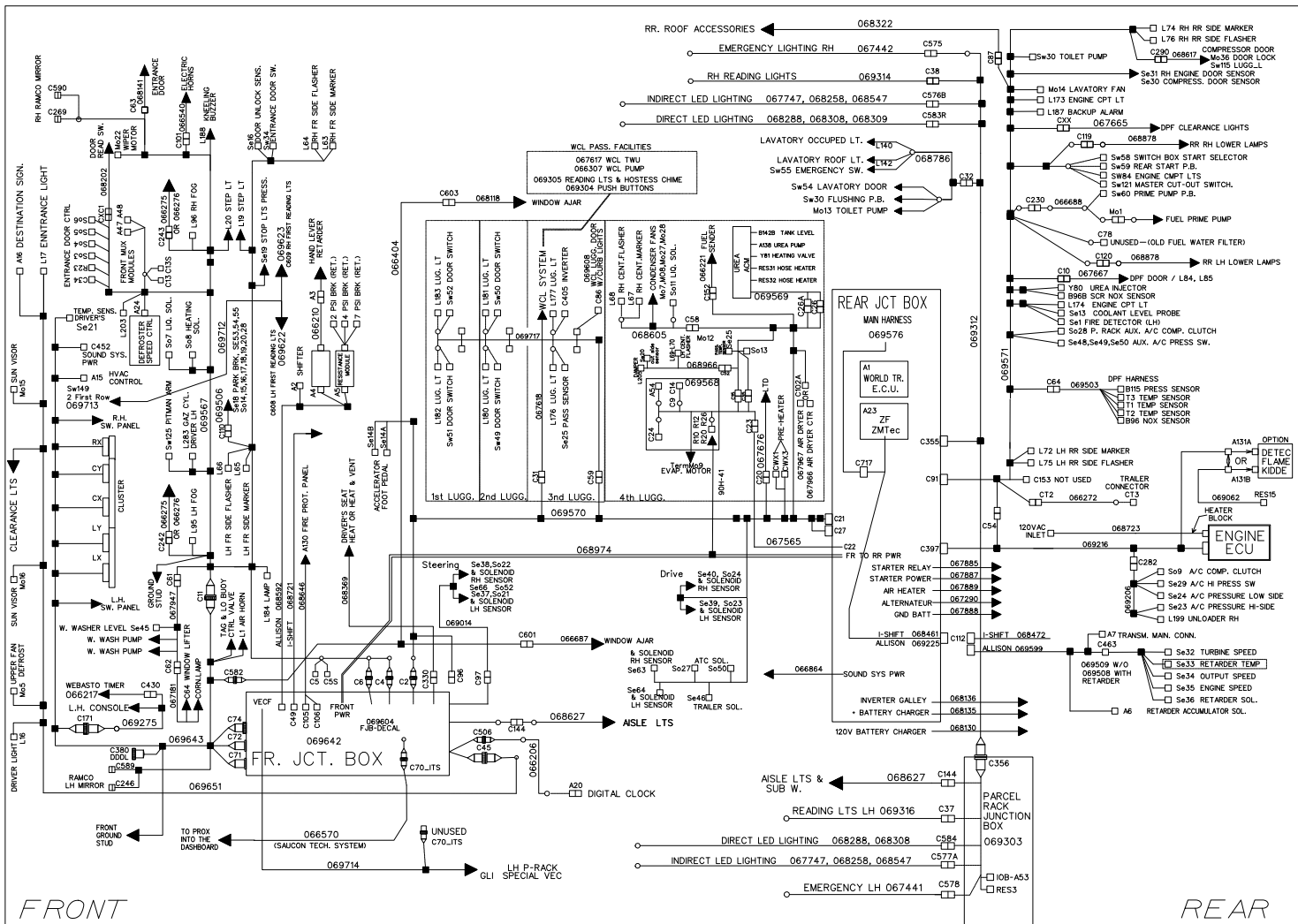
FRONT

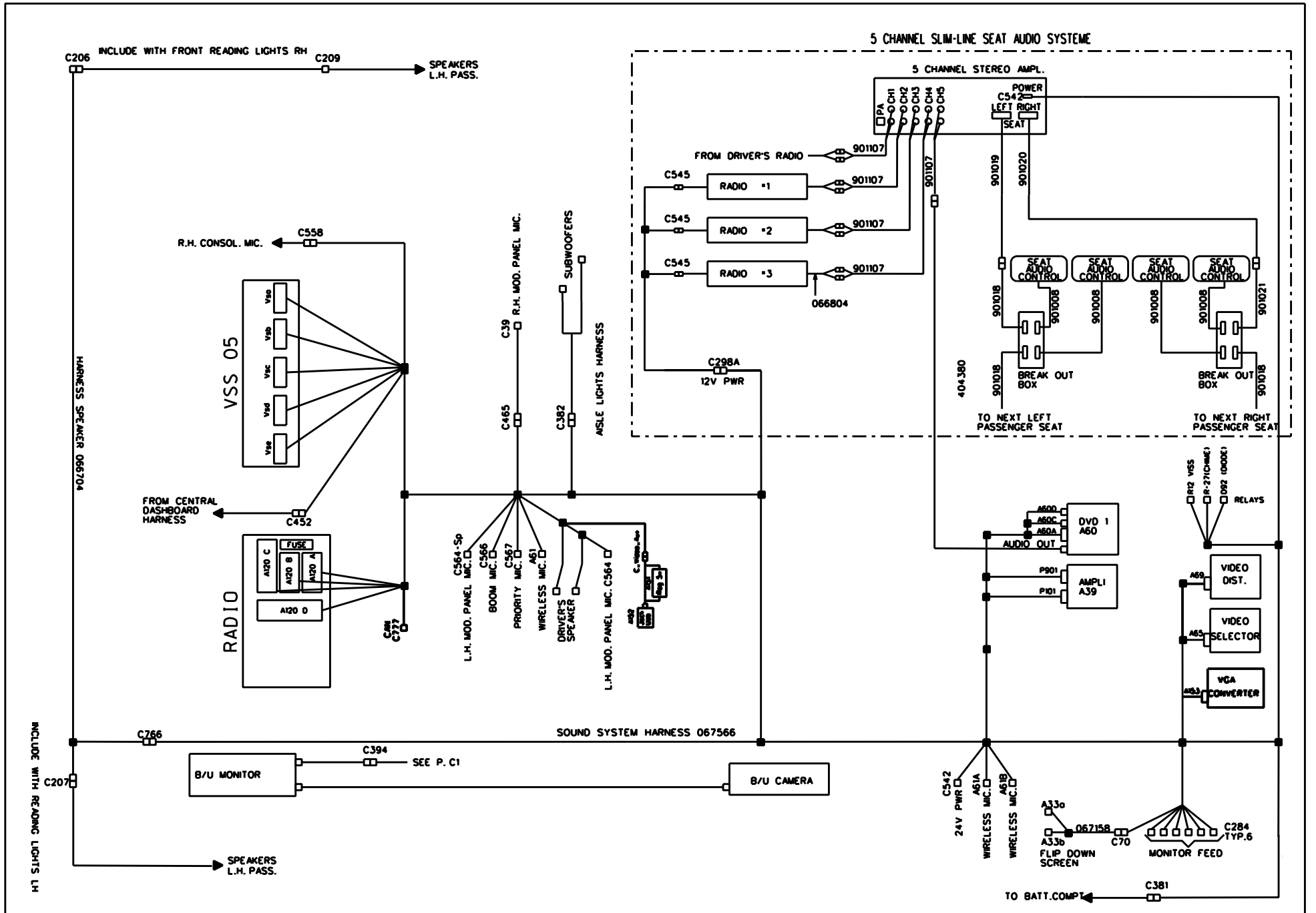
REAR



FRONT

REAR





PREVOST

WIRING DIAGRAM

NO: D061350

PAGE: C2

REVISION 0

CIRCUITS LIST

CircuitID	Description	CircuitID	Description	CircuitID	Description
0	WCLRemoteCtrl	OPR1	GndDestinationSign	5C	UpperDefrostfan
0A	EvaporatorMain	OPR2	Gnd_Fr_Clearance_Lts	5vKnee	KneelingLevel
00A		OPR3	UpperDefrosterGnd	5WE	Power5V_weight
00A1	GndElectronic	ORA2	RJB_Gnd	5WR	Power5V_weight
0B	EngineChassisGnd	ORA3	DiodetoR1	6	GndWitnessSw24
00B	ElectronicGndofMuxModules	ORB3	ChassisGnd	7	GndDriverSensor
0B1	GndEnginePreheater	ORB5	GndPre-Heat	8	GndParkBrakeSol
0BB	SensorGnd	ORB6	RJB_Chassis_Gnd	9A	EngineDoorOpenSig
0BF	GND_Preheater_Fuel_Filter	ORB7	GndToEcm	9B	EngineCmpt.Lt
0C	GndStarter	ORB8	GND_to_ACM	10	LuggageCmpt.LtsPwr
0CE	Gnd	ORB8A	GndtoACM	10A	LuggageCmpt.LtsPwr
0CG	67888	ORB8B	GndtoACM	10R	LuggageDoorOpenSig
0EV1	CondensorGnd	ORC2	GndDefrostUnit	11	DestinationSignPwr
0EV2	GndFlashersandMarkersCenter	ORC3	GndR23	12A	12VDtoR3
0EV3	gnd	ORC4	GndEntranceLights	12Ecu	12vEngineEcu
0EV4	PRackChassisGnd	OSA1	ChassisGnd	12H	Dest_Sign
0F	FJBDoorOpenSig	OSB	GndSeatBelt	12ISH	PwrI_Shift
0FA1	GndofAccessoires	OSB1	SeatBeltSig	12SS	12VDirect
0FA4	GndPwrOutlet	OSS2W	wifi_gnd	12VA	12vEqualizer
0FB1		OSW		12VD	12VDTOCB2
0FB2	GndDriverWdo	OSW1		12VD1	12VDTOCB2
0FB3	GndMasterID	OSW2		12VD3	12vRearwake-up
0FC1	Lugg_Relays_Gnd	0V	LuggageDoorOpenSig	12VD4	12vEngineEcu
0FC2	DirectLightSwSig	0V2	LuggageDoorOpenSig	12VDCust	12VDCustomer
0FC3	GndSw25	0V3	LuggageDoorOpenSig	12VDF	12VDtoFrontVec
0FC4	ElectricalHorn	0VE	EqualizerGnd	12VDG	12VDGLI
0FDS	Driver_seat_optional	0W	WCLGnd	12VDG1	12vFuseBox3
0FE	Gnd_AFSS	0WC	WCLGnd	12VDG1A	12vGLI
0G	gndIO-BA54	0WE	GND_weight	12VDG2	12vFuseBox3
0GF1	Refrigerator_Option	0WR	GND_weight	12VDG3	12vFuseBox3
0H	CoolantLevelGround	0Y	GndSignal	12VDG4	12vFuseBox3
00IS	Gnd_IShift	0Y2	GndChassisABSSol	12VI	12VItocB10
0LAV	EmergencySwSig	0Y3	GndChassisABSSol	12VI1	12VlofA44
0Lav	GndReadingLamps	1	Transmission	12VI2	Preheater_Fuel_Filter_PWR
0lav	wclextraswitch	2B	CondensorLow	12VI3	PwrOutletDrawer
0LAV1	IndirectLightsPwr	3	DoorLatchSig	12VI4	PwrOutletandCigarLighter
0Lav1	GndDirectLights	4A	SOUND_SYSTEM	12VI5	12VItoveCR
0Lav2	PRackChassisGnd	4C	HostessChimeSig	12VI6	PwrtoModuleA50
0Lav3	GndEmergencyLampsRH	4c	wcl_extra_switch	12VI7	Lugg_Door_Lock
0LAV4	GndAisleLamps	4CWcl	HostessChimeSig	12VI8	Lugg_Door_Lock
0Lav4	GndReadingLamps	5	EmergandAisleLampsPwr	12VI8A	PwrtoModuleA50
0P2	Inverter_Gnd	5A	UpperDefrostfan	12VI8B	AirDryer
0PR		5B	UpperDefrostfan	12VI9	TiremonitoringPwr

CIRCUITS LIST

CircuitID	Description	CircuitID	Description	CircuitID	Description
12VI10	MirrorPwr	24D	24Direct	24WC	WCL24VDPower
12VICust	12VICustomer	24EE2	24VI_To_CB	24WUp1	24WUp_To_A47_A48
12VIF	12VitoFrontVec	24ISH	12VIgnShift	24Wup1	24WUp_Front
12VIF19	12vDDDR	24IZ	24VII_Shift	24Wup1B	24WUp_Front
12VIG	12VIGLI	24SS	24VIgnition	24Wup1D	24WUpFront
12VIG1	12vFuseBox4	24VA	24vEquilizer	24Wup1G	24WUpFront
12VIG1A	12vGLI	24VB	24VEnginePreheater	24WupSS	24WUpFront
12VIG2	12vFuseBox4	24VB1	24VEnginePreheater	25	EngineRunSignal
12VIG3	12vFuseBox4	24VB2	24VEnginePreheater	25A1	ExcitationSignal
12VIG4	12VIGLI	24VD	MasterRelayPwr	25A2	ExcitationSignal
12VIG5	12VIGLI	24VD1	24VDtoRearVec	25A4	BatteryNotChargingSig
12VIZF	ZFsterringControl	24VD2	24VDEng.StartSw83	26	DriverWindoPwr
12W	DoorUnlockSol	24VD3	24VDofCECM	26A	DriverWdo
12WA	DoorFullOpenSig	24VD4	24VDFrontWake-up	26B	DriverWdo
12WUp1	12VWUptoA48	24VD5	24VDtoPre-Heat	27A	EmergencySwSig
12Wup1	12WUpFront	24VD5A	24VDtoPre-Heat	29	TagAxleValveSig
12Wup1a	12WUpFront	24VD6	24VDPre-Heat	30	GndTransducer
12Wup2	12WUptoDash	24VD7	PassandPRackPwr	31	UnloaderRH
12Wup5	PwrtoModuleA51	24VD8	UreaSystem	31B	WiperParkPwr
13	SignalToPre-heatrelay	24VD8A	UreaPowerACM	32A	TrailerLightsPackage
14A	FlushingPumpSig	24VD8B	UreaPowerACM	32AA	BackupLtandalarm
15A	Flushing_pump	24VD10	Volvo_Link	32D	ReversesigtoBUpMonitor
16	Speed_Signal	24VDC	BattCharger	34	ParkBrakeReleaseValve
16B	PwrofSensorSpd	24VDCust	24VDCustomer	35	EntranceDoorLights
17		24VDR4	AFSS	35A	EntranceDoorLights
18	Wip.WasherLevel	24VDS	Driver_Seat_Power	38	DirectLights
20	Airdryer	24VI	24VI	38AA	IndirectLightsPwr
21	FlasherLHSig	24VI1	24VitoRearVec	38C	
21A	FrontFlasher	24VI2	24VitoSw1	39	DriverLtSwSig
21AA	FlashersRearLH	24VI4	SunVisor	39D	DriverLt
21B	CorneringLtsLH	24VI5	24VILogic	40	WitnessGnd
21C	ClearanceLts	24VI6	PwrtoDefrostUnit	41	24VCondensor
21D	ClearanceLts	24VI7	LowerWiperPwr	41A	CondensorPwr
22	HazardSwSig	24VI8	24VitoMux	41A1	CondensorPwr
23	FlasherRHSig	24VI9	24VitoA54	41B	CondensorPwr
23A	FrontFlasherRH	24VI9A	24VitoA54	41Pwm	CondensorLow
23AA	FrontFlasherRH	24VI13	Volvo_Link	42A1	CondensorPwr
23B	CorneringLtsRH	24VIA	Cut-outPneumaticAcc	42B	CondensorPwr
23C	ClearanceLts	24VICust	24VICustomer	43	PRackRH
23D	ClearanceLts	24VIF	24VitoFrontVEC	43F	WitnessGndSw27
24A	Booster_Block	24VIH1	Cut-outPneumaticAcc	43G	Parcel_Rack_Vent
24Alt	PwrtoExcitationResistor	24VIPR		44	P-RackLHFan
24CO	24COtoSw58	24VIS	12VIgnShift	45	Pre-HeatSigRly

CIRCUITS LIST

CircuitID	Description	CircuitID	Description	CircuitID	Description
45A	PassengerHeatSig	65D	DriverCylinder	85B	Wake-upSig
46	FrontFlasherRh	65P	Pass.Cylinder	85BB	Ign-AccSignal
46A	FrontMarkers	66	MarkersSigSw2	85C	PositionNormalSw58
46B	MarkersCenter	67	EvaporatorPwr	85D	RearStartPwr
47	DoorOpenSignal	67A	Condensor1stSpdSig	85E	RearStartSignal
47A	DoorOpenSignal	68	DashDamper	85F	EgnineStartPwr
48A	DoorOpenSol	68A	DashDamper	85G	DiodetoR1
49	DoorCloseSignal	69	ElectricalHorn	85X	24VIgn
49A	DoorInsideSwCloseSig	69A	HornSignal	85Z	ABS_Trailer_Sig
50	DriverHeatValve	72B	SunVisor	86	DefrostunitSpd
51	WitnessGnd	72C	SunVisor	86ARtn	EntranceCeilingLtGnd
52	RJB_Spare52	73	HostessChimePwr	86BRtn	Gnd
52A	ElectricalHorn	73A	RearOccupiedSig	87	GndSignal
53	LowerWip1stSpd	73B	RearOccupiedSig	88	TransducerPwr
53B	LowerWip2ndSpd	74	ReadingLampSig	89	DriverSensorSig
53C	LowerWip.IntSig	74A	wcl_extra_switch	90H	Evap_Rly_Power
53D	Washer_ctrl	74AB	Reading_Lamp_RH	90H1	EvaporatorMain
53E	LowerWiper1stSpd	74B	ReadingLampsLH	91	ParkBrakeSig
53F	LowerWasherPump	74D	Reading_Lamp_Pwr	91B	WitnessSigSw14
53G	LowerWip1stSpd	75	wcl_extra_switch	92	TrailerParkBrakeSig
53H	LowerWip.IntSig	75A	ReadingLampsLH	93	TranducerLow-Side
53J	Washer_ctrl	76	FuelLevelSig	95A	DockingLTSwSig
55	Lugg_Door_Lock_Signal	76C	FuelGaugeWrn	96A	CorneringLTSwSig
57A	WaterPump	77	TransducerHi-Side	99	Sw20Gnd
57G	Pre-HeatWebasto	77B	PassandPRackLiquidValve	100	IndirectLight
57GA	Pre-HeattoWtrPmpRly	77BA	A/Cclutch	100A	IndirectLightLH
57H	Pre-HeattoWtrPmpRly	77C	PassandPRackLiquidValve	100B	IndirectLight
57L	Hi-Beam	78	StopLightSensorSig	100C	
57R	HighBeamRH	78BA		100L	LDW
57Rtn	SignalRtnHeadLtsLH	78BB		100R	LDW
58L	LowBeam	79	Gnd_Service_Brake	101	R1toStarter
58R	LowBeamRH	79A	StopLightSensorSig	101A	StarterCtr
58Rtn	HeadLampRHRtn	80	BrakeRedundant	101B	StarterCtr
59	Hi/LowBeamSignal	81	HeadLtCallSw1	102A	Alternator
60	FogsLtsSwSig	82A	CyclopeSignal	103	LowBuoySig
61	HeadLtsSig	82Low	StopRearLowerLamp	104	Pwrl_Shift
62B	LavatoryLts	82Up	TrailerLightsPackage	105	FogLtsLH
63	ClearanceLts	83	24vAccessories	106	FogLtRH
63A	FrontClearanceLts	84	StartSigSw83	107	Pwrl_Shift
63B	ClearanceLts	84A	StartSigSw83	108	Pwrl_Shift
64A	Blinker	84B	StartSigSw83	109	Cmd_Ground
65	FootDamper	85	24Vignition	110	Pwrl_Shift
65A	FootDamper	85A	Ign-AccSignal	111	Transmission

CIRCUITS LIST

CircuitID	Description	CircuitID	Description	CircuitID	Description
114	DriverLt	137H	Mirrors	167	ACCTimeGap
114A	Backlight	137J	Mirrors	168	ACCTimeGap
114AA	Backlight	137K	Mirrors	170	LuggageLock_UnlockSig
115	Transmission	137L	Mirrors	170A	Lugg_Door_Lock
115A	WitnessPwr	137M	Mirrors	170B	Lugg_Door_Lock
116	DriverLiq	137N	Mirrors	170D	
116A	DriverLiq	137P	Mirrors	170E	Lugg_Door_Lock
118	Transmission	138	ABSSensor	170F	Lugg_Door_Lock
119	Transmission	138A	ABSSensor	170G	Lugg_Door_Lock
120	Transmission	139	ABSSolenoid	170H	Lugg_Door_Lock_Signal
122	DigitalClock	140	ABSSolenoid	170Q	LuggageLock_UnlockSig
123	123_Fire_Alarme_Signal	141	ABSSolenoid	170R	LuggageLock_UnlockSig
124	FireAlarm_Detector	142	ABSSolenoid	170S	ElectronicGnd
124A	ShifterSignal	143	ABSSensor	170T	LuggageLock_UnlockSig
125	RetarderActiveLamp	143A	ABSSensor	170U	LuggageLock_UnlockSig
126A	KneelingUpSwSig	144	ABSSensor	170V	LuggageLock_UnlockSig
126B	KneelingDownSwSig	144A	ABSSensor	170W	LuggageLock_UnlockSig
126F	KneelingDownSol	145	ABSSolenoid	170X	LuggageLock_UnlockSig
126G	KneelingUpSol	146	ABSSolenoid	171	LuggageUnlockSwSig
126H	KneelingCtrl.Sol	146A	PwrtoModuleA50	174	Transmission
126J	KneelingHi-BuoySol	147	ABSSolenoid	175	Transmission
126JR	GndKneeling	148	ABSSolenoid	176	Transmission
126P	KneelingBuzzer	149	ABSSensor	177	Transmission
127	Pre-HeatSignal	149A	ABSSensor	180	Transmission
127D	ChargerRlyGndSig	150	Transmission	181	PassengerSensor
128	Pre-HeatStatus	151	GndtoEcm	185	TransmissionInhibitSig
128B	Pre-HeatTTLT	151A	GNDECM	188	AutomaticTagUnload
129	SunVisor	151B	GNDECM	201	headlampwashersignal
130	SunVisor	151C	GNDECM	202	Headlampwasherpump
131	Evaporator2ndSpd	152	ABSRearAtcSolenoid	203	VannerCtr
133	Transmission	153	12VtoACC	204	VannerCtr
135	Transmission	154	Transmission	205	VannerCtr
135A	HandLevelSig	155	Transmission	206	VannerCtr
136	Transmission	156A	12VtoABS	207	VannerCtr
136A	TransmissionPwr	157D	ATCSignal	208	VannerCtr
136AA	ShifterSignal	159	Transmission	209	VannerCtr
137	Transmission	160	TagSignal	210	VannerCtr
137A	MirrorPwrSig	161	LDW	211	VannerCtr
137B	Mirrors	163	Retarder_Sig	225	LavatoryFan
137C	Mirrors	163A	RetarderSig	231	NeutralSig
137D	Mirrors	163B	Retarder_Sig	231A	StarterRelay
137E	Mirrors	164	HandLevelSig	240A	ECMPower
137F	Mirrors	166	WitnessSigSw16	240B	CPC_Supply

CIRCUITS LIST

CircuitID	Description	CircuitID	Description	CircuitID	Description
241A	ECMPower	368	AccAirPressureSig	537	WettankPress5v
241B	24VoltIgnition	369	AccAirPressureSig	541	CruiseSetSig
241C	WIF_Heater	400		544	CruiseOn_OffSignal
254	Frigo	401		544A	CruiseOn-OffLed
260	WindowAjarSig	402		545	CruiseResumeSig
290	GndFanClutch	403	CadecSw	583	EngineBrakeB
290A	GndFanClutch	404	CadecSw	600	ABSSensor
291	FanClutch	417	ThrottlePositionSignal	600A	ABSSensor
292	FanClutch	439	12VtoABS	601	ABSSensor
300	WCLTopLightSliding	439G	Gaateway	601A	ABSSensor
301	WheelChairLiftSwitch	500	12VPwrIdleValid	602	ABSSteering&Yawsensor
302	WCLRicon	501	SupplyControl	603	ABSSteering&Yawsensor
302A	WCLSlidingdoorSig	502	IVSOut	604	ABSSteering&Yawsensor
303	WCLRicon	504	UreaSystem	605	ABSSteering&Yawsensor
304	WheelChairLift	505	UreaSystem	606	ABSPressuresensor
304A	WheelChairLift	506	UreaSystem	607	ABSPressuresensor
305	ParkBrakeSol	507	UreaSystem	608	ABSPressuresensor
305A	WCLUpperDoorSignal	510	FastIdleSignal	610	ABSPressuresensor
306	WCLTopLights	511	UreaSystem	611	AbsTagSolenoid
307	WCL	512	UreaSystem	612	AbsTagSolenoid
308	WCL	513	UreaSystem	613	AbsTagSolenoid
309	WCL	515	GroundPreheaterRelay	614	ABSSteeringSolenoid
313	WCL	516	UreaSystem	614A	ABSSteeringSolenoid
314	WCL_Se62	517	UreaSystem	618	Hill_Start_Assist_Sig
341	Pwr_AFSS_Sys	520	UreaSystem	618Rtn	HillStartAssist
342	AFSS_Panel_Gnd	521	UreaSystem	900	
343	Fire-EngineStopTTL	522	UreaSystem	901	
343A	See_H3_Design	523	UreaSystem	910	L_SPEAKER_HARNESS
344	ExtinguisherSignal	524C	IdleValidationSig	911	EmergencyCutoutRlySignal
345	See_H3_Design	525	UreaSystem	916	5VSensorPwr
346	PowerSensors	526	UreaSystem	952	GndSensorRtn
347	Fire_Detect_Alarme	526A	DPFVolvo	953	GNDCPC
348	See_H3_Design	526B	UreaSystem	979	EngineBrakeA
351	EngineShout-downSignal	526C	UreaSystem	A4A	Retarder
352	OverrideSignal	527	UreaSystem	A4B	Retarder
360	ClusterCtr	528	UreaSystem	A4C	Retarder
361	ClusterCtr	530	UreaSystem	A4D	Retarder
362	ClusterCtr	531	UreaSystem	A4E	Retarder
363	ClusterCtr	532	UreaSystem	A4F	Retarder
364	Trans.RearAirBrake	533	Control_Ground_Relay	A4G	Retarder
365	Trans.RearAirBrake	534	Control_Ground_Relay	A4H	Retarder
366	Trans.RearAirBrake	535	WettankPress5v	AXLE	LoadMonitor
367	Trans.RearAirBrake	536	WettankPressOut	BLACK	120VAC_OUTLET

CIRCUITS LIST

CircuitID	Description	CircuitID	Description	CircuitID	Description
Black	PwrBatteryCharger	KneeRef	KneelingLevel	RedRR	Tiremonitoring12v
BlkFR	TiremonitoringGnd	LF+	L_SPEAKER_HARNESS	Ref1	gndsensor
BlkRL	TiremonitoringGnd	LF-	L_SPEAKER_HARNESS	RF+	L_SPEAKER_HARNESS
BlkRR	TiremonitoringGnd	LIN	Gaateway	RF-	L_SPEAKER_HARNESS
BRef1	SensorGnd	LR+	R_SPEAKER_HARNESS_WCL	RR+	FR_SPEAKER_HARNESS_
Bref2	PassengerSensor	LR-	FR_SPEAKER_HARNESS_	RR-	FR_SPEAKER_HARNESS_
BussBar		N1	A41Address	RTS	MCMDData
CanH2	SpareCan	N2	A41Address	Rts	ComputerSignals
CanL2	SpareCan	N3	A42Address	RX	DataTireMon
Cd1	ComputerSignals	N4	A42Address	RxD	ComputerSignals
Chgr	Battery_Charger_Gnd	N5	A43Address	RxTx	MCMDData
COM	GndDestinationSign	N6	A43Address	select	ClusterCtr
CTS	MCMDData	N7	A44Address	SH1	I_ShiftGearLevelSignal
Cts	ComputerSignals	N8	A44Address	SH2	I_ShiftGearLevelSignal
DATA+	GndDestinationSign	N9	A45Address	SH3	I_ShiftGearLevelSignal
DBusH	DBusSignal	N10	A45Address	SH4	I_ShiftGearLevelSignal
DBusL	DBusSignal	N11	A46Address	SH5	I_ShiftGearLevelSignal
DLOH	SparesFr-to-RearHarness	N12	A46Address	SH6	I_ShiftGearLevelSignal
DL0HS	SparesCanFrontHarness	N13	A47Address	SH7	I_ShiftGearLevelSignal
DL0L	SparesFr-to-RearHarness	N14	A47Address	SH8	I_ShiftGearLevelSignal
DL0LS	SparesCanFrontHarness	N15	A48Address	SHIELD	GndDestinationSign
DL1H	J1939	N16	A48Address	SIGNAL	signal_weight
DL1L	J1939	N17	A49Address	SL13	L_SPEAKER_HARNESS
DL2H	BB2	N18	A49Address	SL24	L_SPEAKER_HARNESS
DL2L	BB2	N19	A50Address	SL35	L_SPEAKER_HARNESS
DL3H	DBusSignal	N20	A50Address	SL46	L_SPEAKER_HARNESS
DL3L	DBusSignal	N21	A51Address	SL57	L_SPEAKER_HARNESS
DL7H	EngineSubnet	N22	A51Address	SL68	L_SPEAKER_HARNESS
DL7L	EngineSubnet	N23	A52Address	SL1012	L_SPEAKER_HARNESS
DL9H	J1939Prop	N24	A52Address	SL1113	L_SPEAKER_HARNESS
DL9L	J1939Prop	N25	A53Address	SL1214	L_SPEAKER_HARNESS
down	ClusterCtr	N26	A53Address	SL1315	L_SPEAKER_HARNESS
escape	ClusterCtr	N27	A54Address	SL1416	L_SPEAKER_HARNESS
FAKE	L_SPEAKER_HARNESS	N28	A54Address	sp52	Pre-HeatSignal
FAKE1	R_SPEAKER_HARNESS	N29	A36Address	spare1	spare
fuilf	fake	N30	A55address	spare10	SparesInteriorLtsHarness
GndA	ComputerSignals	N31	A55address	spare11	SparesInteriorLtsHarness
GndG	GndCadec	NEG	GndDestinationSign	spare12	SparesInteriorHarness
GndG1	GndCadec	OP2	Inverter_Gnd	spare13	SparesInteriorHarness
GREEN	120VAC_OUTLET	POS	GndDestinationSign	spare14	SparesInteriorHarness
Green	PwrBatteryCharger	PP1	InverterPwr	spare15	SparesInteriorHarness
HOSTESS	SOUND_SYSTEM	RedFR	Tiremonitoring12v	spare16	SparesInteriorHarness
KneeLevel	KneelingLevel	RedRL	Tiremonitoring12v	spare17	SparesFr-to-RearHarness

CIRCUITS LIST

CircuitID	Description	CircuitID	Description		
spare18	SparesFr-to-RearHarness	SR1214	R_SPEAKER_HARNESS_WCL		
spare19	SparesFr-to-RearHarness	SR1315	R_SPEAKER_HARNESS_WCL		
spare20	SparesClearanceLts	SR1416	R_SPEAKER_HARNESS_WCL		
spare21	SparesClearanceLts	STO-LOC	WCLRemoteCtrl		
spare22	SparesClearanceLts	Sub1+	SUBWOOFER		
spare23	SparesClearanceLts	Sub1-	SUBWOOFER		
spare24	SparesClearanceLts	Sub2+	SUBWOOFER		
spare25	SparesClearanceLts	Sub2-	SUBWOOFER		
spare28	SparesFrontHarness	TX	DataTireMon		
spare29	SparesFrontHarness	TxD	MCMData		
spare30	SparesFrontHarness	up	ClusterCtr		
spare31	SparesFrontHarness	VDALT	PwrforAlternatorregulator		
spare32	SparesFrontHarness	WC2	WCLRemoteCtrl		
spare33	SparesFrontHarness	WC3	WCLRemoteCtrl		
spare34	SparesFrontHarness	WC4	WCLRemoteCtrl		
spare35	SparesFrontHarness	WC6	WCLRemoteCtrl		
spare39	SparesDash	WC7	WCLRemoteCtrl		
spare40	SparesDash	WHITE	120VAC_OUTLET		
spare41	SparesDash	White	PwrBatteryCharger		
spare42	SparesDash	WhtFR	Tiremonitoringdata		
spare43	SparesDash	WhtRL	Tiremonitoringdata		
spare44	SparesDash	WhtRR	Tiremonitoringdata		
spare51	SparesEngineCradle	WR	signal_weight		
spare52	SparesEngineCradle				
spare53	SparesEngineCradle				
spare54	SparesEngineCradle				
spare62	spareABSHarness				
spare64	Spare_Transmission				
spare65	Spare_Transmission				
spare72	spare				
spare73	spare				
spare210	spare				
spare212	spare				
spare214	spare				
SR13	FR_SPEAKER_HARNESS_				
SR24	FR_SPEAKER_HARNESS_				
SR35	FR_SPEAKER_HARNESS_				
SR46	FR_SPEAKER_HARNESS_				
SR57	FR_SPEAKER_HARNESS_				
SR68	FR_SPEAKER_HARNESS_				
SR911	R_SPEAKER_HARNESS_WCL				
SR1012	R_SPEAKER_HARNESS_WCL				
SR1113	R_SPEAKER_HARNESS_WCL				

CIRCUITS LIST

CircuitID	Description	CircuitID	Description	CircuitID	Description
0	WCLRemoteCtrl	OPA	Galley	4c	wcl_extra_switch
0A	EvaporatorMain	OPR		4CWcl	HostessChimeSig
00A		OPR1	GndDestinationSign	5	EmergandAisleLampsPwr
00A1	GndElectronic	OPR2	Gnd_Fr_Clearance_Lts	5A	UpperDefrostfan
0B	EngineChassisGnd	OPR3	UpperDefrosterGnd	5B	UpperDefrostfan
00B	ElectronicGndofMuxModules	ORA2	RJB_Gnd	5C	UpperDefrostfan
0B1	GndEnginePreheater	ORA3	DiodetoR1	5vKnee	KneelingLevel
0BB	SensorGnd	ORB3	RJB_Chassis_Gnd	5WE	Power5V_weight
0BF	GND_Preheater_Fuel_Filter	ORB3A	ChassisGnd	5WR	Power5V_weight
0BKS		ORB5	GndPre-Heat	6	GndWitnessSw24
0C	GndStarter	ORB6	RJB_Chassis_Gnd	7	GndDriverSensor
0CE	Gnd	ORB7		8	GndParkBrakeSol
0CG	67888	ORB8	GND_to_ACM	9A	EngineDoorOpenSig
0EV1	CondensorGnd	ORC2	GndDefrostUnit	9B	EngineCmpt.Lt
0EV2	GndHvac	ORC3	GndR23	10	LuggageCmpt.LtsPwr
0EV3	Evap_Cmpt_Gnd	ORC4	GndEntranceLights	10A	LuggageCmpt.LtsPwr
0EV4	PRackChassisGnd	OSA1	ChassisGnd	10R	LuggageDoorOpenSig
0F	FJBDDoorOpenSig	OSB	GndSeatBelt	11	DestinationSignPwr
0FA1	GndofAccessoires	OSB1	SeatBeltSig	12A	12VDtoR3
0FA4	GndPwrOutlet	OSS	VSS_GND	12Ecu	12vEngineEcu
0FB1		OSS1	VSS	12H	Back-Up_Camera
0FB2	GndDriverWdo	OSS2	VSS	12IgnSpare	VSS
0FB3	GndMasterID	OSS2W	wifi_gnd	12ISH	PwrI_Shift
0FC1	Lugg_Relays_Gnd	OSS3	VSS	12MEM	VSS
0FC2	DirectLightSwSig	OSW		12SS	
0FC3	GndSw25	OSW1		12SS1	VSS
0FC4	ElectricalHorn	OSW2		12SS2	VSS
0FDS	Driver_seat_optional	0V	LuggageDoorOpenSig	12VA	12vEqualizer
0FE	Gnd_AFSS	0V2	LuggageDoorOpenSig	12VD	12VDTOCB2
0G	gndIO-BA54	0V3	LuggageDoorOpenSig	12VD1	12VDTOCB2
0H	CoolantLevelGround	0VE	EqualizerGnd	12VD3	12vRearwake-up
00IS	Gnd_IShift	0W	WCLGnd	12VD4	12vEngineEcu
0LAV	EmergencySwSig	0WC	WCLGnd	12VDCust	
0Lav	GndReadingLamps	0WE	GND_weight	12VDF	12VDtoFrontVec
0lav	wclextraswitch	0WR	GND_weight	12VDG	12VDGLI
0LAV1	IndirectLightsPwr	0Y	GndSignal	12VDG1	12vFuseBox3
0Lav1	GndDirectLights	0Y2	GndChassisABSSol	12VDG1A	12vGLI
0Lav2	PRackChassisGnd	0Y3	GndChassisABSSol	12VDG2	12vFuseBox3
0Lav3	GndEmergencyLampsRH	1	Transmission	12VDG3	12vFuseBox3
0LAV4	GndAisleLamps	2B	CondensorLow	12VDG4	12vFuseBox3
0Lav4	GndReadingLamps	3	DoorLatchSig	12VI	12VIttoCB10
0P	Relaisinverter	4A	SOUND_SYSTEM	12VI1	12VlofA44
0P2	Inverter_Gnd	4C	HostessChimeSig	12VI2	Preheater_Fuel_Filter_PWR

CIRCUITS LIST

CircuitID	Description	CircuitID	Description	CircuitID	Description
12VI3	PwrOutletDrawer	22	HazardSwSig	24VI8	24VtoMux
12VI4	PwrOutletandCigarLighter	23	FlasherRHSig	24VI9	24VtoA54
12VI5	12VtoVECR	23A	FrontFlasherRH	24VI9A	24VtoA54
12VI6	PwrtoModuleA50	23AA	FrontFlasherRH	24VI13	Volvo_Link
12VI7	Lugg_Door_Lock	23B	CorneringLtsRH	24VIA	Cut-outPneumaticAcc
12VI8	Lugg_Door_Lock	23C	FlashersRearLH	24VICust	24VICustomer
12VI8A	PwrtoModuleA50	23D	ClearanceLts	24VIF	24VtoFrontVEC
12VI8B	AirDryer	24A	Booster_Block	24VIH1	Cut-outPneumaticAcc
12VI9	TiremonitoringPwr	24Alt	PwrtoExcitationResistor	24VIPR	
12VI10	MirrorPwr	24CO	24COtoSw58	24VIS	12VIgnShift
12VICust	12VICustomer	24D	24Direct	24WC	WCL24VDPower
12VIF	12VtoFrontVec	24DS-Emerg		24WUp1	24WUp_To_A47_A48
12VIF19	12vDDDR	24EE2	24VI_To_CB	24Wup1	24WUp_Front
12VIG	12VIGLI	24ISH	12VIgnShift	24Wup1B	24WUp_Front
12VIG1	12vFuseBox4	24IZ	24VII_Shift	24Wup1D	24WUpFront
12VIG1A	12vGLI	24SS	24VIgnition	24Wup1G	24WUpFront
12VIG2	12vFuseBox4	24SS3	VSS	24WupSS	24WUpFront
12VIG3	12vFuseBox4	24VA	24vEquilizer	25	EngineRunSignal
12VIG4	12VIGLI	24VB	24VEnginePreheater	25A1	ExcitationSignal
12VIG5	12VIGLI	24VB1	24VEnginePreheater	25A2	ExcitationSignal
12VIZF	ZFsterringControl	24VB2	24VEnginePreheater	25A4	BatteryNotChargingSig
12W	DoorUnlockSol	24VD	MasterRelayPwr	26	DriverWindoPwr
12WA	DoorFullOpenSig	24VD1	24VDtoRearVec	26A	DriverWdo
12WUp1	12VWUptoA48	24VD2	24VDEng.StartSw83	26B	DriverWdo
12Wup1	12WUpFront	24VD3	24VDofCECM	27A	EmergencySwSig
12Wup1a	12WUpFront	24VD4	24VDFrontWake-up	29	TagAxleValveSig
12Wup2	12WUptoDash	24VD5	24VDtoPre-Heat	31	UnloaderRH
12Wup5	PwrtoModuleA51	24VD5A	24VDtoPre-Heat	31B	WiperParkPwr
13	GndTransducer	24VD6	24VDPre-Heat	32A	TrailerLightsPackage
14		24VD7	PassandPRackPwr	32AA	BackupLtandalarm
14A	FlushingPumpSig	24VD8	UreaSystem	32D	ReversesigtoBUpMonitor
15A	Flushing_pump	24VD10	Volvo_Link	34	ParkBrakeReleaseValve
16	Speed_Signal	24VDCH	BattCharger	35	EntranceDoorLights
16B	PwrofSensorSpd	24VDCust	24VDCustomer	35A	EntranceDoorLights
17		24VDR4	AFSS	38	DirectLights
18	Wip.WasherLevel	24VDS	Driver_Seat_Power	38AA	IndirectLightsPwr
20	Airdryer	24VI	24VI	39	DriverLtSwSig
21	FlasherLHSig	24VI1	24VtoRearVec	39D	DriverLt
21A	FrontFlasher	24VI2	24VtoSw1	40	WitnessGnd
21AA	FlashersRearLH	24VI4	SunVisor	41	24VCondensor
21B	CorneringLtsLH	24VI5	24VILogic	41A	
21C	FlashersRearRH	24VI6	PwrtoDefrostUnit	41A1	
21D	ClearanceLts	24VI7	LowerWiperPwr	41A2	

CIRCUITS LIST

CircuitID	Description	CircuitID	Description	CircuitID	Description
41A3		62B	LavatoryLts	81	HeadLtCallSw1
41A4		63	ClearanceLts	82A	CyclopeSignal
43	PRackRH	63A	FrontClearanceLts	82Low	StopRearLowerLamp
43F	WitnessGndSw27	63B	ClearanceLts	82Up	StopRearUpperLamps
43G	Parcel_Rack_Vent	64A	Blinker	83	24vAccessories
44	P-RackLHFan	65	FootDamper	84	
45	Pre-HeatSigRly	65A	FootDamper	84B	StartSigSw83
45A	PassengerHeatSig	65D	DriverCylinder	85	24VIgnition
46	FrontFlasherRh	65P	Pass.Cylinder	85A	Ign-AccSignal
46A		65T	SignalToPre-heatrelay	85B	Wake-upSig
46B	MarkersCenter	66	MarkersSigSw2	85BB	Ign-AccSignal
47	DoorOpenSignal	67	EvaporatorPwr	85C	PositionNormalSw58
47A	DoorOpenSignal	67A	Condensor1stSpdSig	85D	RearStartPwr
48A	DoorOpenSol	68	DashDamper	85E	RearStartSignal
49	DoorCloseSignal	68A	DashDamper	85F	EgnineStartPwr
49A	DoorInsideSwCloseSig	69	ElectricalHorn	85G	DiodetoR1
50	DriverHeatValve	69A	HornSignal	85X	24VIgn
51	WitnessGnd	72A	CorneringLtsRH	85Z	ABS_Trailer_Sig
52	RJB_Spare52	72B	SunVisor	86	DefrostunitSpd
52A	ElectricalHorn	72C	SunVisor	86ARtn	EntranceCeilingLtGnd
53	LowerWip1stSpd	73	HostessChimePwr	86BRtn	Gnd
53B	LowerWip2ndSpd	73A	RearOccupiedSig	87	GndSignal
53C	LowerWip.IntSig	73B	RearOccupiedSig	88	TransducerPwr
53D	Washer_ctrl	74	ReadingLampSig	89	DriverSensorSig
53E	LowerWiper1stSpd	74A	wcl_extra_switch	90H	Evap_Rly_Power
53F	LowerWasherPump	74AB	Reading_Lamp_RH	90H1	EvaporatorMain
53G	LowerWip1stSpd	74B	ReadingLampsLH	91	ParkBrakeSig
53H	LowerWip.IntSig	74D	Reading_Lamp_Pwr	91B	WitnessSigSw14
53J	Washer_ctrl	75	wcl_extra_switch	92	TrailerParkBrakeSig
55	Lugg_Door_Lock_Signal	75A	ReadingLampsLH	95A	DockingLTSwSig
57A	WaterPump	76	FuelLevelSig	96A	CorneringLTSwSig
57G	Pre-HeatWebasto	76C	FuelGaugeWrn	99	Sw20Gnd
57GA	Pre-HeattoWtrPmpRly	77	TransducerHi-Side	100	IndirectLight
57H		77AC	A/Cclutch	100A	IndirectLightLH
57L	Hi-Beam	77B	PassandPRackLiquidValve	100B	IndirectLight
57R	HighBeamRH	77BA	A/Cclutch	100L	LDW
57Rtn	SignalRtnHeadLtsLH	77C	PassandPRackLiquidValve	100R	LDW
58L	LowBeam	78	StopLightSensorSig	101	R1toStarter
58R	LowBeamRH	78BA		101A	StarterCtr
58Rtn	HeadLampRHRtn	78BB		101B	StarterCtr
59	Hi/LowBeamSignal	79	TranducerLow-Side	102A	Alternator
60	FogsLtsSwSig	79A	StopLightSensorSig	103	LowBuoySig
61	HeadLtsSig	80	BrakeRedundant	104	Pwrl_Shift

CIRCUITS LIST

CircuitID	Description	CircuitID	Description	CircuitID	Description
105	FogLtsLH	136AA	ShifterSignal	159	Transmission
106	FogLtRH	137	Transmission	160	TagSignal
107	Pwrl_Shift	137A	MirrorPwrSig	161	LDW
108	Pwrl_Shift	137B	Mirrors	162	Gnd_Service_Brake
109	Cmd_Ground	137C	Mirrors	163	Retarder_Sig
110	Pwrl_Shift	137D	Mirrors	163A	RetarderSig
111	Transmission	137E	Mirrors	163B	Retarder_Sig
114	DriverLt	137F	Mirrors	164	HandLevelSig
114A	Backlight	137H	Mirrors	166	WitnessSigSw16
114AA	Backlight	137J	Mirrors	167	ACCTimeGap
115	Transmission	137K	Mirrors	168	ACCTimeGap
115A	WitnessPwr	137L	Mirrors	170	LuggageLock_UnlockSig
116	DriverLiq	137M	Mirrors	170A	Lugg_Door_Lock
116A	DriverLiq	137N	Mirrors	170B	Lugg_Door_Lock
118	Transmission	137P	Mirrors	170D	
119	Transmission	138	ABSSensor	170E	Lugg_Door_Lock
120	Transmission	138A	ABSSensor	170F	Lugg_Door_Lock
122	Digital_Clock	139	ABSSolenoid	170G	Lugg_Door_Lock
123	123_Fire_Alarme_Signal	140	ABSSolenoid	170H	Lugg_Door_Lock_Signal
124	FireAlarm_Detector	141	ABSSolenoid	170Q	LuggageLock_UnlockSig
124A	fake	142	ABSSolenoid	170R	LuggageLock_UnlockSig
124B	fake	143	ABSSensor	170S	ElectronicGnd
125	RetarderActiveLamp	143A	ABSSensor	170T	LuggageLock_UnlockSig
126A	KneelingUpSwSig	144	ABSSensor	170U	LuggageLock_UnlockSig
126B	KneelingDownSwSig	144A	ABSSensor	170V	LuggageLock_UnlockSig
126F	KneelingDownSol	145	ABSSolenoid	170W	LuggageLock_UnlockSig
126G	KneelingUpSol	146	ABSSolenoid	170X	LuggageLock_UnlockSig
126H	KneelingCtrl.Sol	146A	PwrtoModuleA50	171	LuggageUnlockSwSig
126J	KneelingHi-BuoySol	147	ABSSolenoid	174	Transmission
126JR	GndKneeling	148	ABSSolenoid	175	Transmission
126P	KneelingBuzzer	149	ABSSensor	176	Transmission
127	Pre-HeatSignal	149A	ABSSensor	177	Transmission
127D	ChargerRlyGndSig	150	Transmission	180	Transmission
128	Pre-HeatStatus	151	GndtoEcm	181	PassengerSensor
128B	Pre-HeatTTLT	151A	GNDECM	185	TransmissionInhibitSig
129	SunVisor	151B	GNDECM	188	AutomaticTagUnload
130	SunVisor	151C	GNDECM	201	headlampwashersignal
131	Evaporator2ndSpd	152	ABSRearAtcSolenoid	202	Headlampwasherpump
133	Transmission	153	12VtoACC	203	VannerCtr
135	Transmission	154	Transmission	204	VannerCtr
135A	HandLevelSig	155	Transmission	205	VannerCtr
136	Transmission	156A	12VtoABS	206	VannerCtr
136A	TransmissionPwr	157D	ATCSignal	207	VannerCtr

CIRCUITS LIST

CircuitID	Description	CircuitID	Description	CircuitID	Description
208	VannerCtr	347	Fire_Detect_Alarme	526	UreaSystem
209	VannerCtr	347A	FireAlarm_Detector	526A	DPFVolvo
210	VannerCtr	348	See_H3_Design	526B	DPFVolvo
211	VannerCtr	351	EngineShout-downSignal	526C	UreaSystem
225	LavatoryFan	352	OverrideSignal	527	UreaSystem
225R		360	ClusterCtr	528	UreaSystem
231	NeutralSig	361	ClusterCtr	530	UreaSystem
231A	StarterRelay	362	ClusterCtr	531	UreaSystem
240A	ECMPOWER	363	ClusterCtr	532	UreaSystem
240B	CPC_Supply	364	Trans.RearAirBrake	533	Control_Ground_Relay
241A	ECMPOWER	365	Trans.RearAirBrake	534	Control_Ground_Relay
241B	PowertoEcm	366	Trans.RearAirBrake	535	WettankPress5v
241C	WIF_Heater	367	Trans.RearAirBrake	536	WettankPressOut
260	WindowAjarSig	368	AccAirPressureSig	537	WettankPress5v
290	GndFanClutch	369	AccAirPressureSig	541	CruiseSetSig
290A	GndFanClutch	400		544	CruiseOn_OffSignal
291	FanClutch	401		544A	CruiseOn-OffLed
292	FanClutch	402		545	CruiseResumeSig
300	WCLTopLightSliding	403	CadecSw	583	EngineBrakeB
301	WheelChairLiftSwitch	404	CadecSw	600	ABSSensor
302	WCLRicon	417	ThrottlePositionSignal	600A	ABSSensor
302A	WCLSlidingdoorSig	439	12VtoABS	601	ABSSensor
303	WCLRicon	439G	Gaateway	601A	ABSSensor
304	WheelChairLift	500	12VPwrIdleValid	602	ABSSteering&Yawsensor
304A	WheelChairLift	501	SupplyControl	603	ABSSteering&Yawsensor
305	ParkBrakeSol	502	IVSOut	604	ABSSteering&Yawsensor
305A	WCLUpperDoorSignal	504	UreaSystem	605	ABSSteering&Yawsensor
306	WCLTopLights	505	UreaSystem	606	ABSPressuresensor
307	WCL	506	UreaSystem	607	ABSPressuresensor
308	WCL	507	DeltaPSignals	608	ABSPressuresensor
309	WCL	510	FastIdleSignal	610	ABSPressuresensor
313	WCL	511	UreaSystem	611	AbsTagSolenoid
314	WCL_Se62	512	UreaSystem	612	AbsTagSolenoid
326A		513	UreaSystem	613	AbsTagSolenoid
326B		515	GroundPreheaterRelay	614	ABSSteeringSolenoid
341	Pwr_AFSS_Sys	516	UreaSystem	614A	ABSSteeringSolenoid
342	AFSS_Panel_Gnd	517	UreaSystem	618	Hill_Start_Assist_Sig
343	Fire-EngineStopTTL	520	UreaSystem	618Rtn	HillStartAssist
343A	See_H3_Design	521	UreaSystem	900	
344	ExtinguisherSignal	522	UreaSystem	901	
345	See_H3_Design	523	UreaSystem	910	L_SPEAKER_HARNESS
346	PowerSensors	524C	IdleValidationSig	911	EmergencyCutoutRlySignal
346A	FireAlarm_Detector	525	UreaSystem	916	5VSensorPwr

PREVOST	WIRING DIAGRAM	No:	D061350	REVISION Page E.5
----------------	-----------------------	------------	---------	----------------------

CIRCUITS LIST

CircuitID	Description	CircuitID	Description	CircuitID	Description
952	GndSensorRtn	DL2L	BB2	N4	A42Adress
953	GNDPCPC	DL3H	DBusSignal	N5	A43Adress
979	EngineBrakeA	DL3L	DBusSignal	N6	A43Adress
9001		DL7H	EngineSubnet	N7	A44Adress
A4A	Retarder	DL7L	EngineSubnet	N8	A44Adress
A4B	Retarder	DL9H	J1939Prop	N9	A45Adress
A4C	Retarder	DL9L	J1939Prop	N10	A45Adress
A4D	Retarder	down	ClusterCtr	N11	A46Adress
A4E	Retarder	DSL+++	VSS	N12	A46Adress
A4F	Retarder	DSL---	VSS	N13	A47Adress
A4G	Retarder	DSR+++	VSS	N14	A47Adress
A4H	Retarder	DSR---	VSS	N15	A48Adress
AMP	VSS	DVD_GND	VSS	N16	A48Adress
ANT	VSS	DVD_Gnd	VSS	N17	A49Adress
AXLE	LoadMonitor	DVD_L+	VSS	N18	A49Adress
BKK1	VSS	DVD_R+	VSS	N19	A50Adress
BLACK	120VacOutlet	escape	ClusterCtr	N20	A50Adress
Black	PwrBatteryCharger	FAKE	L_SPEAKER_HARNESS	N21	A51Adress
BLK1	VSS	FAKE1	R_SPEAKER_HARNESS	N22	A51Adress
BlkFR	TiremonitoringGnd	gnd_1		N23	A52Adress
BlkRL	TiremonitoringGnd	Gnd_2		N24	A52Adress
BlkRR	TiremonitoringGnd	GndA	ComputerSignals	N25	A53Adress
BRef1	SensorGnd	GndG	GndCadec	N26	A53Adress
Bref2	PassengerSensor	GndG1	GndCadec	N27	A54Adress
BussBar		GREEN	120VacOutlet	N28	A54Adress
CAN1-HI		Green	PwrBatteryCharger	N29	A36Adress
CAN1-LO		GRN1	VSS	N30	A55address
CanH2	SpareCan	HOSTESS		N31	A55address
CanL2	SpareCan	KneeLevel	KneelingLevel	NEG	GndDestinationSign
Cd1	ComputerSignals	KneeRef	KneelingLevel	OP2	Inverter_Gnd
Chgr	Battery_Charger_Gnd	L+	VSS	ORB7	
COM	GndDestinationSign	L-	VSS	PB1	
CTS	MCMDData	LF+	L_SPEAKER_HARNESS	POS	GndDestinationSign
Cts	ComputerSignals	LF+LL	VSS	PP1	InverterPwr
DATA+	GndDestinationSign	LF-	L_SPEAKER_HARNESS	R+	VSS
DH3L		LF-LL	VSS	R-	VSS
DL0H	SparesFr-to-RearHarness	LIN	Gaateway	RadioAudioGnd	VSS
DL0HS	SparesCanFrontHarness	LR+	R_SPEAKER_HARNESS_WCL	RadioL+	VSS
DL0L	SparesFr-to-RearHarness	LR-	FR_SPEAKER_HARNESS_	RadioR+	VSS
DL0LS	SparesCanFrontHarness	MUTE	VSS	RED1	VSS
DL1H	J1939	N1	A41Adress	RedFR	Tiremonitoring12v
DL1L	J1939	N2	A41Adress	RedRL	Tiremonitoring12v
DL2H	BB2	N3	A42Adress	RedRR	Tiremonitoring12v

CIRCUITS LIST

CircuitID	Description	CircuitID	Description	CircuitID	Description
Ref1	gndsensor	SL57	L_SPEAKER_HARNESS	spare62	spareABSHarness
Res00A		SL68	L_SPEAKER_HARNESS	spare64	Spares_Transmission
Res12		SL1012	L_SPEAKER_HARNESS	spare65	Spares_Transmission
ResAXLE		SL1113	L_SPEAKER_HARNESS	spare72	spare
ResGnd		SL1214	L_SPEAKER_HARNESS	spare73	spare
RF+	L_SPEAKER_HARNESS	SL1315	L_SPEAKER_HARNESS	spare210	spare
RF+LL	VSS	SL1416	L_SPEAKER_HARNESS	spare212	spare
RF-	L_SPEAKER_HARNESS	sp52	Pre-HeatSignal	spare214	spare
RF-LL	VSS	spare1	spare	SR13	FR_SPEAKER_HARNESS_
RR+	FR_SPEAKER_HARNESS_	spare10	SparesInteriorLtsHarness	SR24	FR_SPEAKER_HARNESS_
RR-	FR_SPEAKER_HARNESS_	spare11	SparesInteriorLtsHarness	SR35	FR_SPEAKER_HARNESS_
RTS	MCMData	spare12	SparesInteriorHarness	SR46	FR_SPEAKER_HARNESS_
Rts	ComputerSignals	spare13	SparesInteriorHarness	SR57	FR_SPEAKER_HARNESS_
RX	DataTireMon	spare14	SparesInteriorHarness	SR68	FR_SPEAKER_HARNESS_
Rx		spare15	SparesInteriorHarness	SR911	R_SPEAKER_HARNESS_WCL
RxD	ComputerSignals	spare16	SparesInteriorHarness	SR1012	R_SPEAKER_HARNESS_WCL
RxTx	MCMData	spare17	SparesFr-to-RearHarness	SR1113	R_SPEAKER_HARNESS_WCL
S8		spare18	SparesFr-to-RearHarness	SR1214	R_SPEAKER_HARNESS_WCL
S9		spare19	SparesFr-to-RearHarness	SR1315	R_SPEAKER_HARNESS_WCL
S10		spare20	SparesClearanceLts	SR1416	R_SPEAKER_HARNESS_WCL
S11		spare21	SparesClearanceLts	STO-LOC	WCLRemoteCtrl
select	ClusterCtr	spare22	SparesClearanceLts	Sub1+	SUBWOOFER
SH1	I_ShiftGearLevelSignal	spare23	SparesClearanceLts	Sub1-	SUBWOOFER
SH2	I_ShiftGearLevelSignal	spare24	SparesClearanceLts	Sub2+	SUBWOOFER
SH3	I_ShiftGearLevelSignal	spare25	SparesClearanceLts	Sub2-	SUBWOOFER
SH4	I_ShiftGearLevelSignal	spare28	SparesFrontHarness	TrigCam	VSS
SH5	I_ShiftGearLevelSignal	spare29	SparesFrontHarness	TrigDVD	VSS
SH6	I_ShiftGearLevelSignal	spare30	SparesFrontHarness	TrigNav	VSS
SH7	I_ShiftGearLevelSignal	spare31	SparesFrontHarness	TrigPaDr	VSS
SH8	I_ShiftGearLevelSignal	spare32	SparesFrontHarness	TrigTv	VSS
SHIELD	GndDestinationSign	spare33	SparesFrontHarness	TX	DataTireMon
Shield_PS	GndShield	spare34	SparesFrontHarness	Tx	
Shield_Ps	gndshield	spare35	SparesFrontHarness	TxD	MCMData
shieldT1	gndShield	spare39	SparesDash	up	ClusterCtr
ShieldT2	gndshield	spare40	SparesDash	VBKS	
shieldT2	gndShield	spare41	SparesDash	VDALT	PwrforAlternatorregulator
shieldT3	gndshield	spare42	SparesDash	ve+	
SHL2	VSS	spare43	SparesDash	WC2	WCLRemoteCtrl
SIGNAL	signal_weight	spare44	SparesDash	WC3	WCLRemoteCtrl
SL13	L_SPEAKER_HARNESS	spare51	SparesEngineCradle	WC4	WCLRemoteCtrl
SL24	L_SPEAKER_HARNESS	spare52	SparesEngineCradle	WC6	WCLRemoteCtrl
SL35	L_SPEAKER_HARNESS	spare53	SparesEngineCradle	WC7	WCLRemoteCtrl
SL46	L_SPEAKER_HARNESS	spare54	SparesEngineCradle	WHITE	120VacOutlet

CONNECTORS LIST

No	Location	Part #	Gender	No	Location	Part #	Gender
A1		563975	male	A44.J1	FJB	563133	male
A2		563984	male	A44.J2	FJB	563132	male
A3	Dash	562363	male	A44.J3	FJB	562957	male
A4.A	Service_Cmpt	562428	female	A45.J1	FJB	563133	male
A4.B	Service_Cmpt	561188	female	A45.J2	FJB	563132	male
A5	Service_Cmpt	562428	female	A45.J3	FJB	562957	male
A6	Engine_Cmpt	562427	male	A46.J1	FJB	563133	male
A7	Rear_Axle_Cmpt	563979	male	A46.J2	FJB	563132	male
A9.Cx1		564041	female	A46.J3	FJB	562957	male
A9.Cx2		563678	male	A47.J1	RH_Console	563133	male
A9.Cx3		564037	female	A47.J2	RH_Console	563132	male
A9.Cx4		564038	female	A47.J3	RH_Console	562957	male
A10.X1	Engine_Cmpt	563135	male	A48.J1	RH_Console	563133	male
A10.X3	Engine_Cmpt	563134	female	A48.J2	RH_Console	563132	male
A11	LH_Console	563142	male	A48.J3	RH_Console	562957	male
A14A.A	Dash	562766	male	A49.J1	RJB	562767	male
A14A.B	Dash	562767	male	A49.J2	RJB	563132	male
A14A.C	Dash	562765	male	A49.J3	RJB	562957	male
A15	Dash	562464	male	A50.J1	RJB	563133	male
A16	Front_Roof	561637	male	A50.J2	RJB	563132	male
A17	RJB	561932	male	A50.J3	RJB	562957	male
A18	FJB	562794	male	A51.J1	RJB	563133	male
A18.J2	FJB	562650	male	A51.J2	RJB	563132	male
A19	LH_Console	562878	female	A51.J3	RJB	562957	male
A20	Parcel_Rack_LH	561477	female	A52.J1	RJB	563133	male
A24	RH_Console	561889	female	A52.J2	RJB	563132	male
A24.A	RH_Console	561890	male	A52.J3	RJB	562957	male
A24.B	RH_Console	561566	female	A53.J1	RJB	563133	male
A27	Service_Cmpt	562929	male	A53.J2	RJB	563132	male
A28	Service_Cmpt	562928	male	A53.J3	RJB	562957	male
A29	Dash	562464	male	A54.J1	Evap_Cmpt	563133	male
A36.JA	FJB	562767	male	A54.J2	Evap_Cmpt	563132	male
A36.JB	FJB	562765	male	A54.J3	Evap_Cmpt	562957	male
A36.JC	FJB	562957	male	A55.J1	Dash	562767	male
A41.J1	FJB	562767	male	A55.J2	Dash	563132	male
A41.J2	FJB	563132	male	A55.J3	Dash	562957	male
A41.J3	FJB	562957	male	A81.JA	FJB	562767	male
A42.J1	FJB	562767	male	A81.JB	FJB	562765	male
A42.J2	FJB	563132	male	A81.JC	FJB	562957	male
A42.J3	FJB	562957	male	A83	FJB	564205	male
A43.J1	FJB	562767	male	A96	FJB	564073	female
A43.J2	FJB	563132	male	A97	Dash	563226	male
A43.J3	FJB	562957	male	A100	Front_Axle_Cmpt	563758	female

CONNECTORS LIST

No	Location	Part #	Gender	No	Location	Part #	Gender
A101	Rear_RH_Axle_Cmpt	563758	female	C3_plug	RJB	563589	male
A102	Rear_RH_Axle_Cmpt	563758	female	C3_socket	RJB	563590	female
A103	Dash	562070	female	C3S	RJB	563593	male
A104	Dash	561606	female	C3S	RJB	563590	female
A107		20393942	female	C4	FJB	563580	male
A108	RJB	562766	male	C4	FJB	563581	female
A109A	FJB	564141	male	C5	FJB	563589	male
A115		562865	male	C5	FJB	563590	female
A130	Driver_Area	563226	male	C5S	FJB	563589	male
A131.A	Engine_Cmpt	561782	male	C5S	FJB	563590	female
A131.B	Engine_Cmpt	561781	female	C6	FJB	563582	male
A137A		20429843	male	C6	FJB	563583	female
A138	Cond_Cmpt	563787	male	C7	Service_Cmpt	562566	male
A139	Dash	564501	male	C7	Service_Cmpt	562565	female
Alt1D.A	Engine_Cmpt	563746	female	C8	FJB	563227	male
Alt1D.B	Engine_Cmpt	560815	female	C8	FJB	563614	female
Alt1D.C	Engine_Cmpt	564469	female	C9	RJB	561986	male
Alt2D.A	Engine_Cmpt	563746	female	C9	RJB	561987	female
Alt2D.B	Engine_Cmpt	560815	female	C10	Engine_Cmpt	562477	male
Alt2D.C	Engine_Cmpt	564469	female	C10	Engine_Cmpt	562479	female
ANT1	Front_Roof	561476	male	C11	Service_Cmpt	563580	male
ANT1	Front_Roof	561477	female	C11	Service_Cmpt	563581	female
ANT2	Front_Roof	561476	male	C12	Engine_Cmpt	562581	male
ANT2	Front_Roof	561477	female	C12	Engine_Cmpt	562583	female
ANT3	Front_Roof	561476	male	C13_plug	RH_Console	563589	male
ANT3	Front_Roof	561477	female	C13_socket	RH_Console	563590	female
B		561690	male	C13S	RH_Console	563589	male
B		561566	female	C13S	RH_Console	563590	female
B85	Engine_Cmpt	563815	male	C14	RJB	561986	male
B96	Engine_Cmpt	563821	male	C14	RJB	561987	female
B96B	Engine_Cmpt	563823	male	C15	Evap_Cmpt	563580	male
B97	Engine_Cmpt	563816	male	C15	Evap_Cmpt	563581	female
B98	Engine_Cmpt	563817	male	C16	RJB	561577	male
B115A		564226	male	C16	RJB	561605	female
B142C		563793	male	C17	RJB	561986	male
C1	FJB	563589	male	C17	RJB	561987	female
C1	FJB	563590	female	C18	FJB	561986	male
C1S	FJB	563589	male	C18	FJB	561987	female
C1S	FJB	563590	female	C19	RJB	561986	male
C2	Service_Cmpt	563580	male	C19	RJB	561987	female
C2	Service_Cmpt	563581	female	C20A	Evap_Cmpt	562485	male
C2A	FJB	563580	male	C20A	Evap_Cmpt	562486	female
C2A	FJB	563581	female	C20B	Evap_Cmpt	562485	male

CONNECTORS LIST

No	Location	Part #	Gender	No	Location	Part #	Gender
C20B	Evap_Cmpt	562486	female	C45	FJB	561643	male
C21	RJB	562285	male	C45	FJB	561642	female
C21	RJB	562282	female	C46		562549	male
C22	RJB	561847	male	C46		562550	female
C22	RJB	561862	female	C48	Service_Cmpt	561690	male
C23	Evap_Cmpt	561847	male	C48	Service_Cmpt	561566	female
C23	Evap_Cmpt	561862	female	C49	FJB	562005	male
C24_plug	Evap_Cmpt	561690	male	C49	FJB	561714	female
C24_socket	Evap_Cmpt	561566	female	C50		561782	male
C25	Parcel_Rack_LH	561550	male	C50		561781	female
C25	Parcel_Rack_LH	561667	female	C51	Engine_Cmpt	561932	male
C25A	Parcel_Rack_LH	561550	male	C51	Engine_Cmpt	560933	female
C25A	Parcel_Rack_LH	561667	female	C54	Engine_Cmpt	563580	male
C26	Cond_Cmpt	563580	male	C54	Engine_Cmpt	563581	female
C26	Cond_Cmpt	563581	female	C55	Evap_Cmpt	561577	male
C27	RJB	562284	male	C55	Evap_Cmpt	561605	female
C27	RJB	562281	female	C56	Parcel_Rack_LH	562557	male
C29	4rd_Lugg_Cmpt	563651	male	C56	Parcel_Rack_LH	562558	female
C29	3rd_Lugg_Cmpt	563652	female	C57	Parcel_Rack_RH	561986	male
C30	3rd_Lugg_Cmpt	561710	male	C57	Parcel_Rack_RH	561987	female
C30	3rd_Lugg_Cmpt	561709	female	C58		564567	male
C31	3rdLugg_Cmpt	561734	male	C58		564568	female
C31	3rdLugg_Cmpt	561735	female	C59	RJB	561643	male
C32	lavatory	561734	male	C59	RJB	561642	female
C32	Lavatory	561735	female	C60	RJB	561986	male
C32W		561515	male	C60	RJB	561987	female
C32W		561552	female	C61	Fr_Service_Door	561669	male
C34	RH_Console	561986	male	C61	Fr_Service_Door	561670	female
C34	RH_Console	561987	female	C62	Fr_Service_Door	562566	male
C36	FJB	561986	male	C62	Fr_Service_Door	562565	female
C36	FJB	561987	female	C63	Entrance_Door	562477	male
C37	Parcel_Rack_LH	562557	male	C63	Entrance_Door	562479	female
C37	Parcel_Rack_LH	562558	female	C64	Engine_Cmpt	563580	male
C38		562555	male	C64	Engine_Cmpt	563581	female
C38		562556	female	C65	Service_Cmpt	562485	male
C40	Dash	562485	male	C65	Service_Cmpt	562486	female
C40	Dash	562486	female	C66_plug	Evap_Cmpt	561577	male
C41	RJB	561782	male	C66_socket	Evap_Cmpt	561605	female
C41	RJB	561781	female	C67	Parcel_Rack_LH	561247	male
C42	FJB	561668	male	C67	Parcel_Rack_LH	561248	female
C42	FJB	561551	female	C68	Parcel_Rack_LH	561643	male
C44_plug	FJB	561577	male	C68	Parcel_Rack_LH	561642	female
C44_socket	FJB	561605	female	C70	FJB	561646	male

CONNECTORS LIST

No	Location	Part #	Gender	No	Location	Part #	Gender
C70	FJB	561645	female	C87	Engine_Cmpt	562485	male
C70A		561637	male	C87	Engine_Cmpt	562486	female
C70A		561636	female	C88	FJB	562485	male
C70PR		561687	male	C88	FJB	562486	female
C70PR		561685	female	C90		562350	male
C71	FJB	561646	male	C90		563764	female
C71	FJB	561645	female	C91	RJB	562285	male
C72	FJB	561646	male	C91	RJB	562282	female
C72	FJB	561645	female	C94_plug		563589	male
C73		563226	male	C94_socket		563590	female
C73		563613	female	C96	FJB	561643	male
C74	FJB	561645	female	C96	FJB	561642	female
C74	FJB	561646	male	C97	FJB	561640	male
C75_plug	Parcel_Rack_RH	562557	male	C97	FJB	561639	female
C75_socket	Parcel_Rack_RH	562558	female	C99_plug		563589	male
C76	Parcel_Rack	561577	male	C99_socket		563590	female
C76	Parcel_Rack	561605	female	C100	Evap_Cmpt	563589	male
C77	FJB	561577	male	C100	Evap_Cmpt	563590	female
C77	FJB	561605	female	C100S	Evap_Cmpt	563589	male
C78	Engine_Cmpt	561690	male	C100S	Evap_Cmpt	563590	female
C78	Engine_Cmpt	561566	female	C101	Service_Cmpt	561690	male
C79	FJB	560898	male	C101	Service_Cmpt	561566	female
C79	FJB	560900	female	C102A		563226	male
C79A	FJB	560898	male	C102A		563613	female
C79A	FJB	560900	female	C103_plug	FJB	562485	male
C80	FJB	560898	male	C103_socket	FJB	562486	female
C80	FJB	560900	female	C105_plug	FJB	562581	male
C80A	FJB	560898	male	C105_socket	FJB	562583	female
C80A	FJB	560900	female	C106_plug	FJB	562581	male
C80B	FJB	560898	male	C106_socket	FJB	562583	female
C80B	FJB	560900	female	C112	RJB	562284	male
C81	1st_Lugg_Cmpt	562477	male	C112	RJB	562281	female
C81	1st_Lugg_Cmpt	562479	female	C119	Rear_Engine_Door	561607	male
C82	1st_Lugg_Cmpt	562477	male	C119	Rear_Engine_Door	561606	female
C82	1st_Lugg_Cmpt	562479	female	C120	Rear_Engine_Door	561607	male
C83	2nd_Lugg_Cmpt	562477	male	C120	Rear_Engine_Door	561606	female
C83	2nd_Lugg_Cmpt	562479	female	C138B		562011	male
C84	2nd_Lugg_Cmpt	562477	male	C138B		562012	female
C84	2nd_Lugg_Cmpt	562479	female	C139		562011	male
C85	4rd_Lugg_Cmpt	562477	male	C139		562012	female
C85	2nd_Lugg_Cmpt	562479	female	C139B		562011	male
C86	4rd_Lugg_Cmpt	562581	male	C139B		562012	female
C86	4rd_Lugg_Cmpt	562583	female	C144	RJB	560852	male

CONNECTORS LIST

No	Location	Part #	Gender	No	Location	Part #	Gender
C144	RJB	560851	female	C246	Mirror_LH	564512	male
C152	Cond_Cmpt	561611	male	C246	Mirror_LH	564513	female
C152	Cond_Cmpt	561610	female	C250	Parcel_Rack	564208	male
C158		562477	male	C251	Driver_Area	562549	male
C158		562479	female	C251	Driver_Area	562550	female
C170	LH_Console	561637	male	C269	Mirror_RH	564512	male
C170	LH_Console	561636	female	C269	Mirror_RH	564513	female
C171	LH_Console	561646	male	C270	Mirror_RH	564512	male
C171	LH_Console	561645	female	C270	Mirror_RH	564513	female
C172	Service_Cmpt	561640	male	C279	Service_Cmpt	562477	male
C172	Service_Cmpt	561638	female	C279	Service_Cmpt	562479	female
C193_plug	RJB	563589	male	C280	Parcel_Rack	562549	male
C193_socket	RJB	563590	female	C280	Parcel_Rack	562550	female
C194	FJB	563589	male	C290	Rear_Vehicle	562477	male
C194	FJB	563590	female	C290	Rear_Vehicle	562479	female
C206	Parcel_Rack_RH	562503	male	C330	FJB	561690	male
C206	Parcel_Rack_RH	562507	female	C330	FJB	561566	female
C206A	Parcel_Rack_RH	562503	male	C333_plug	Dash	560898	male
C206A	Parcel_Rack_RH	562507	female	C333_socket	Dash	560900	female
C207	Parcel_Rack_LH	562503	male	C346		561515	male
C207	Parcel_Rack_LH	562507	female	C346		561552	female
C207A	Parcel_Rack_LH	562503	male	C347		561080	male
C207A	Parcel_Rack_LH	562507	female	C347		561111	female
C209_plug	Parcel_Rack_RH	562503	male	C355		563582	male
C209_socket	Parcel_Rack_RH	562507	female	C355		565887	female
C212	Parcel_Rack_LH	561515	male	C356		561695	male
C212	Parcel_Rack_LH	561552	female	C356		561693	female
C213	Parcel_Rack_LH	561515	male	C380	Dash	563180	male
C213	Parcel_Rack_LH	561552	female	C380	Dash	563347	female
C222	FJB	562477	male	C380A		564222	male
C222	FJB	562479	female	C380A		564224	female
C223	FJB	563227	male	C381	Parcel_Rack	561847	male
C223	FJB	563614	female	C381	Parcel_Rack	561862	female
C224	FJB	561637	male	C382	Under_Seat	561580	male
C224	FJB	561636	female	C382	Under_Seat	561582	female
C225	FJB	562650	male	C397	RJB	562285	male
C225	FJB	562649	female	C397	RJB	562282	female
C226	FJB	562650	male	C400		561782	male
C226	FJB	562649	female	C400		561781	female
C242	Service_Cmpt	562789	male	C426	Engine_Cmpt	561611	male
C242	Service_Cmpt	565131	female	C426	Engine_Cmpt	561610	female
C243	Service_Cmpt	562789	male	C430	LH_Console	562363	male
C243	Service_Cmpt	565131	female	C430	LH_Console	561188	female

CONNECTORS LIST

No	Location	Part #	Gender	No	Location	Part #	Gender
C452		561669	male	C583A	Parcel_Rack_RH	560908	female
C452		561670	female	C583AA		562006	male
C463	Rear_Axle_Cmpt	562570	female	C583AA		560908	female
C463	Rear_Axle_Cmpt	562571	male	C584	Parcel_Rack_LH	562006	male
C464	RJB	563180	male	C584	Parcel_Rack_LH	560908	female
C464	RJB	563347	female	C584.A		560908	female
C464A		564222	male	C584.B		560908	female
C464A		564224	female	C584A	Parcel_Rack_LH	562006	male
C506	FJB	561687	male	C584A	Parcel_Rack_LH	560908	female
C506	FJB	561685	female	C584AA		562006	male
C536		561515	male	C584AA		560908	female
C536		561552	female	C585.A		560908	female
C575	Parcel_Rack_RH	562503	male	C585.B		560908	female
C575	Parcel_Rack_RH	562507	female	C601	LHRoofWinAjar	561476	male
C576	Parcel_Rack_RH	561550	male	C601	LHRoofWinAjar	561477	female
C576	Parcel_Rack_RH	561667	female	C603	RHRoofWinAjar	561476	male
C576B	Parcel_Rack_RH	562006	male	C603	RHRoofWinAjar	561477	female
C576B	Parcel_Rack_RH	560908	female	C611_plug	Parcel_Rack_RH	562557	male
C576BB		562006	male	C611_socket	Parcel_Rack_RH	562558	female
C576BB		560908	female	C612_plug	Parcel_Rack_RH	562555	male
C576C	Parcel_Rack_RH	562006	male	C612_socket	Parcel_Rack_RH	562556	female
C576C	Parcel_Rack_RH	560908	female	C613_plug	Parcel_Rack_RH	561550	male
C576CC		562006	male	C613_socket	Parcel_Rack_RH	561667	female
C576CC		560908	female	C614	Passenger_Area	563071	male
C577	Parcel_Rack_LH	561550	male	C614	Passenger_Area	563040	female
C577	Parcel_Rack_LH	561667	female	C615	Passenger_Area	563071	male
C577A	Parcel_Rack	562006	male	C615	Passenger_Area	563040	female
C577A	Parcel_Rack	560908	female	C617	Mirror_LH	563801	male
C577AA		562006	male	C617	Mirror_LH	563800	female
C577AA		560908	female	C618	Mirror_RH	563801	male
C577B	Parcel_Rack	562006	male	C618	Mirror_RH	563800	female
C577B	Parcel_Rack	560908	female	C717	RJB	561646	male
C577BB		562006	male	C717	RJB	561645	female
C577BB		560908	female	C777	Dash	562477	male
C578	Parcel_Rack_LH	562503	male	C777	Dash	562479	female
C578	Parcel_Rack_LH	562507	female	C_4CWcl_plug	Parcel_Rack_LH	561626	female
C582	FJB	561690	female	C_4CWcl_socket	Parcel_Rack_LH	561904	female
C582	FJB	561566	female	C_ALT1		562477	male
C583	Parcel_Rack_RH	562006	male	C_ALT1		562479	female
C583	Parcel_Rack_RH	560908	female	C_ALT2		562477	male
C583.A		560908	female	C_ALT2		562479	female
C583.B		560908	female	C_Foot	Driver_Area	563347	male
C583A	Parcel_Rack_RH	562006	male	C_Foot	Driver_Area	563180	female

CONNECTORS LIST

No	Location	Part #	Gender	No	Location	Part #	Gender
C_PRL_FAN		563409	male	CDVR1	Parcel_Rack_RH	561987	female
C_PRL_FAN		563410	female	CDVR2	Parcel_Rack_RH	561713	male
C_PRR_FAN		563409	male	CDVR2	Parcel_Rack_RH	561714	female
C_PRR_FAN		563410	female	CEVENT	RH_Console	561637	male
CA	Parcel_Rack_LH	561637	male	CEVENT	RH_Console	561635	female
CA	Parcel_Rack_LH	561635	female	CF93		562350	male
CCAM1	Front_Roof_Int	561476	male	CF93		563764	female
CCAM1	Front_Roof_Int	561477	female	CFHF1		564560	male
CCAM2	Front_Roof_Int	561476	male	CIND-1	Parcel_Rack_LH	562006	male
CCAM2	Front_Roof_Int	561477	female	CIND-1	Parcel_Rack_LH	560908	female
CCAM3	Front_Roof_Int	561476	male	CIND-1.A		560908	female
CCAM3	Front_Roof_Int	561477	female	CIND-1.B		560908	female
CCAM4	Midium_Roof_Int	561476	male	CIND-2	Parcel_Rack_LH	562006	male
CCAM4	Midium_Roof_Int	561477	female	CIND-2	Parcel_Rack_LH	560908	female
CCAM5	Midium_Roof_Int	561476	male	CIND-2.A		560908	female
CCAM5	Midium_Roof_Int	561477	female	CIND-2.B		560908	female
CCAM6	Midium_Roof_Int	561476	male	CIND-11.A		560908	female
CCAM6	Midium_Roof_Int	561477	female	CIND-11.B		560908	female
CCAM7	Rr_Roof_Int	561476	male	CINDWC-1	Parcel_Rack_LH	562006	male
CCAM7	Rr_Roof_Int	561477	female	CINDWC-1	Parcel_Rack_LH	560908	female
CCAM9	Front_Roof_Int	561476	male	CINDWC-1.A		560908	female
CCAM9	Front_Roof_Int	561477	female	CINDWC-1.B		560908	female
CCAM10	Rr_Roof_Int	561476	male	CINDWC-2	Parcel_Rack_LH	562006	male
CCAM10	Rr_Roof_Int	561477	female	CINDWC-2	Parcel_Rack_LH	560908	female
CCust	Parcel_Rack_Fr_WCL	562477	male	CL1	Service_Cmpt	562485	male
CCust	RJB	562479	female	CL1	Service_Cmpt	562486	female
CDIR-1	Parcel_Rack_Fr_WCL	562006	male	CMIC	Center_Front	561476	male
CDIR-1	Parcel_Rack_Fr_WCL	560908	female	CMIC	Center_Front	561477	female
CDIR-1.A		560908	female	CMo5	Parcel_Rack_LH	561515	male
CDIR-1.B		560908	female	CMo5	Parcel_Rack_LH	561552	female
CDIR-2	Parcel_Rack_Fr_WCL	562006	male	CMO11		561515	male
CDIR-2	Parcel_Rack_Fr_WCL	560908	female	CMO11		561552	female
CDIR-2.A		560908	female	CMOT	Center_Front	561476	male
CDIR-2.B		560908	female	CMOT	Center_Front	561477	female
CDIRW-1.A		560908	female	CP1	Passenger_Area	561782	male
CDIRW-1.B		560908	female	CP1	Passenger_Area	561781	female
CDIRWC-1	Parcel_Rack_Rr_WCL	562006	male	CP2	Passenger_Area	561782	male
CDIRWC-1	Parcel_Rack_Rr_WCL	560908	female	CP2	Passenger_Area	561781	female
CDIRWC-2	Parcel_Rack_Rr_WCL	562006	male	CP3	Passenger_Area	561782	male
CDIRWC-2	Parcel_Rack_Rr_WCL	560908	female	CP3	Passenger_Area	561781	female
CDVR	Parcel_Rack_RH	562555	male	CP4	Passenger_Area	561782	male
CDVR	Parcel_Rack_RH	562556	female	CP4	Passenger_Area	561781	female
CDVR1	Parcel_Rack_RH	561986	male	CP5	Passenger_Area	561782	male

CONNECTORS LIST

No	Location	Part #	Gender	No	Location	Part #	Gender
CP5	Passenger_Area	561781	female	L25.B	Front_Roof	562286	male
CR1	RJB	561247	male	L26.A	Front_Roof	561608	female
CR1	RJB	561248	female	L26.B	Front_Roof	562286	male
CSe79	Service_Cmpt	561782	male	L27.A	Front_Roof	561608	female
CSe79	Service_Cmpt	561781	female	L27.B	Front_Roof	562286	male
CSe80	RJB	561782	male	L30A.A		560898	male
CSe80	RJB	561781	female	L30B.A		560898	male
CSw153	Service_Cmpt	561690	male	L59	Out_Side_Front_RH	562623	male
CSw153	Service_Cmpt	561566	female	L59B	Out_Side_Front_RH	562623	male
CSX1	Engine_Cmpt	563135	male	L60	Out_Side_Front_LH	562623	male
CSX1	Engine_Cmpt	563134	female	L60B	Out_Side_Front_LH	562623	male
CSX3	Engine_Cmpt	563135	male	L61	Out_Side_Front_RH	562601	male
CSX3	Engine_Cmpt	563134	female	L62	Out_Side_Front_LH	562601	male
CT2	Engine_Cmpt	563226	male	L63	Front_Side_LH	562155	male
CT2	Engine_Cmpt	563613	female	L64	Outside_Front_RH	562155	male
CT3	Rear_Vehicle	563224	male	L65	Outside_Front_LH	562155	male
CVIP		561577	male	L66	Out_Side_Front_LH	562155	male
CVIP		561605	female	L67	4rd_Lugg_Cmpt	562155	male
CXC1	Service_Cmpt	562477	male	L68	4rd_Lugg_Cmpt	562155	male
CXC1	Service_Cmpt	562479	female	L69	4rd_Lugg_Cmpt	562155	male
EIA		563739	male	L70	4rd_Lugg_Cmpt	562155	male
FUSE_BOX_3.A	Parcel_Rack	562610	male	L71	Rear_Engine_Door	562601	male
FUSE_BOX_3.B	Parcel_Rack	562610	male	L72	Rear_Vehicle	562155	male
FUSE_BOX_4.A	Parcel_Rack	562610	male	L73	Rear_Vehicle	562601	male
FUSE_BOX_4.B	Parcel_Rack	562610	male	L74	Rear_Vehicle	562155	male
FUSE_BOX_5.A	Parcel_Rack	562610	male	L75	Rear_Vehicle	562155	male
FUSE_BOX_5.B	Parcel_Rack	562610	male	L76	Rear_Engine_Door	562155	male
L1A	Engine_Cmpt	564045	female	L77	Rear_Engine_Door	562601	male
L16	Front_Roof	562803	male	L78	Rear_Engine_Door	562601	male
L17	Front_Roof	562803	male	L79	Rear_Engine_Door	562601	male
L18	Entrance_Door	562549	male	L81.A	Rear_Vehicle	562835	female
L19		562549	male	L81.B	Rear_Vehicle	562834	male
L20		562549	male	L82	Rear_Engine_Door	562348	female
L20A	Entrance_Door_Step	562549	male	L83	Rear_Engine_Door	562348	female
L21.A	Front_Roof	561608	female	L84.A	Rear_Roof	561608	female
L21.B	Front_Roof	562286	male	L84.B	Rear_Roof	562286	male
L22.A	Front_Roof	561608	female	L85.A	Rear_Roof	561608	female
L22.B	Front_Roof	562286	male	L85.B	Rear_Roof	562286	male
L23.A	Front_Roof	561608	female	L86.A	Rear_Roof	561608	female
L23.B	Front_Roof	562286	male	L86.B	Rear_Roof	562286	male
L24.A	Front_Roof	561608	female	L87.A	Rear_Roof	561608	female
L24.B	Front_Roof	562286	male	L87.B	Rear_Roof	562286	male
L25.A	Front_Roof	561608	female	L88.A	Rear_Roof	561608	female

CONNECTORS LIST

No	Location	Part #	Gender	No	Location	Part #	Gender
L88.B	Rear_Roof	562286	male	L157.B	Parcel_Rack_LH	562505	female
L89.A	Rear_Roof	561608	female	L158.A	Parcel_Rack_LH	562756	male
L89.B	Rear_Roof	562286	male	L158.B	Parcel_Rack_LH	562505	female
L90.A	Rear_Roof	561608	female	L173	Engine_Cmpt	563590	female
L90.B	Rear_Roof	562286	male	L174	Engine_Cmpt	563590	female
L91	Rear_Engine_Door	562755	male	L176	3rd_Lugg_Cmpt	561247	male
L92	Rear_Engine_Door	562755	male	L177	3rd_Lugg_Cmpt	561247	male
L95	Outside_Front_LH	562902	female	L180	2nd_Lugg_Cmpt	561247	male
L96	Outside_Front_RH	562902	female	L181	2nd_Lugg_Cmpt	561247	male
L97.A	Outside_Front_LH	563069	female	L182	1st_Lugg_Cmpt	561247	male
L97.B	Outside_Front_LH	563069	female	L183	1st_Lugg_Cmpt	561247	male
L98.A	Entrance_Door	563069	female	L184	Service_Cmpt	561247	male
L98.B	Outside_Front_RH	563069	female	L185.A	Service_Cmpt	562651	female
L140	Lavatory	561247	male	L185.B	Service_Cmpt	562290	female
L142	Lavatory	562803	male	L187	Engine_Cmpt	561690	male
L142A	Lavatory	562803	male	L188	Service_Cmpt	562486	female
L144.A	Parcel_Rack_LH	562756	male	L193.A	Dash	560488	female
L144.B	Parcel_Rack_LH	562505	female	L193.B	Dash	560488	female
L145.A	Parcel_Rack_LH	562756	male	L194.A	Dash	562019	female
L145.B	Parcel_Rack_LH	562505	female	L194.B	Dash	560488	female
L146.A	Parcel_Rack_LH	562756	male	L195.A	Dash	560488	female
L146.B	Parcel_Rack_LH	562505	female	L195.B	Dash	560488	female
L147.A	Parcel_Rack_LH	562756	male	L199	Engine_Cmpt	562471	male
L147.B	Parcel_Rack_LH	562505	female	L203	RH_Console	561690	male
L148.A	Parcel_Rack_LH	562756	male	L204	Parcel_Rack_RH	562803	male
L148.B	Parcel_Rack_LH	562505	female	L205	Engine_Cmpt	562485	male
L149.A	Parcel_Rack_LH	562756	male	L206	Parcel_Rack_RH	562803	male
L149.B	Parcel_Rack_LH	562505	female	L207.A	3rd_Lugg_Cmpt	561699	female
L150.A	Parcel_Rack_LH	562756	male	L207.B	3rd_Lugg_Cmpt	561699	female
L150.B	Parcel_Rack_LH	562505	female	L207.C	3rd_Lugg_Cmpt	561701	female
L151.A	Parcel_Rack_LH	562756	male	L207.D	3rd_Lugg_Cmpt	561699	female
L151.B	Parcel_Rack_LH	562505	female	L207.E	3rd_Lugg_Cmpt	561701	female
L152.A	Parcel_Rack_LH	562756	male	L207.F	3rd_Lugg_Cmpt	561699	female
L152.B	Parcel_Rack_LH	562505	female	L207.G	3rd_Lugg_Cmpt	561699	female
L153.A	Parcel_Rack_LH	562756	male	L207.H	3rd_Lugg_Cmpt	560926	female
L153.B	Parcel_Rack_LH	562505	female	L207.I	3rd_Lugg_Cmpt	560926	female
L154.A	Parcel_Rack_LH	562756	male	L243.A		562756	male
L154.B	Parcel_Rack_LH	562505	female	L243.B		562505	female
L155.A	Parcel_Rack_LH	562756	male	L244.A	Parcel_Rack_RH	562756	male
L155.B	Parcel_Rack_LH	562505	female	L244.B		562505	female
L156.A	Parcel_Rack_LH	562756	male	L245.A	Parcel_Rack_RH	562756	male
L156.B	Parcel_Rack_LH	562505	female	L246.A	Parcel_Rack_RH	562756	male
L157.A	Parcel_Rack_LH	562756	male	L247.A	Parcel_Rack_RH	562756	male

CONNECTORS LIST

No	Location	Part #	Gender	No	Location	Part #	Gender
L248.A	Parcel_Rack_RH	562756	male	Mo22	RH_Console	561186	male
L248.B	Parcel_Rack_RH	562505	female	Mo24	RH_Console	562348	female
L249.A	Parcel_Rack_RH	562756	male	Mo25	RH_Console	562348	female
L249.B	Parcel_Rack_RH	562505	female	Mo27	Cond_Cmpt	563691	male
L250.A	Parcel_Rack_RH	562756	male	Mo28	Cond_Cmpt	563691	male
L250.B	Parcel_Rack_RH	562505	female	Mo29		563590	female
L251.A	Parcel_Rack_RH	562756	male	Mo30	Compr_Door	564161	male
L252.A	Parcel_Rack_RH	562756	male	Mo35	3rd_Lugg_Door	564161	male
L253.A	Parcel_Rack_RH	562756	male	Mo54	Service_Cmpt	562474	male
L254.A	Parcel_Rack_RH	562756	male	Mo60		562783	male
L255.A	Parcel_Rack_RH	562756	male	Mo61		562783	male
L256.A	Parcel_Rack_RH	562756	male	P_In1	Passenger_Area	561782	male
L257.A	Parcel_Rack_RH	562756	male	P_In1	Passenger_Area	561781	female
L282	Engine_Cmpt	561690	male	P_Out1	Passenger_Area	561782	male
L283	Service_Cmpt	562485	male	P_Out1	Passenger_Area	561781	female
L285.A	Rear_Vehicle	562835	female	P_Out2	Passenger_Area	561782	male
L285.B	Rear_Vehicle	562834	male	P_Out2	Passenger_Area	561781	female
L286.A	Rear_Vehicle	562835	female	P_Out3	Passenger_Area	561782	male
L286.B	Rear_Vehicle	562834	male	P_Out3	Passenger_Area	561781	female
L292.A	Parcel_Rack_RH	562756	male	PF1	Passenger_Area	561782	male
L292.B	Parcel_Rack_RH	562505	female	PF1	Passenger_Area	561781	female
L296		561248	female	PLUG1	Behind_Lavatory	561932	male
L298	Engine_Cmpt	563590	female	PLUG1	Behind_Lavatory	560933	female
L299	Engine_Cmpt	563590	female	PLUG2	Behind_Lavatory	561932	male
L313	Rr_Roof	562549	male	PLUG2	Behind_Lavatory	560933	female
L350	Rr_Axle_Cmpt	562251	male	Pot1.A	Dash	560488	female
L350A.A		564552	male	Pot1.B	Dash	560488	female
L350A.B		563340	male	Pot1.C	Dash	560488	female
L350A.C		562251	male	PR1	Passenger_Area	561782	male
Mo3	Dash	561667	female	PR1	Passenger_Area	561781	female
Mo4	Dash	562076	male	R3	RJB	563409	male
Mo5	Front_Roof	561515	male	R4	FJB	564496	male
Mo7	Cond_Cmpt	563691	male	R5		564496	male
Mo8	Cond_Cmpt	563691	male	R10	Evap_Cmpt	563409	male
Mo10		561515	male	R12	Evap_Cmpt	563409	male
Mo12	Engine_Cmpt	561690	male	R17		564210	male
Mo13	Engine_Cmpt	561690	female	R18		564210	male
Mo14	Engine_Cmpt	561566	female	R19		564210	male
Mo15	Front_Ceiling	560900	female	R20	RJB	564496	male
Mo16	Front_Ceiling	560900	female	R23	RH_Console	564496	male
Mo17	RH_Console	563626	male	R26	Evap_Cmpt	564496	male
Mo19	Fr_Service_Door	562474	male	R29	RJB	563409	male
Mo20	Fr_Service_Door	562474	male	R30	RJB	564496	male

CONNECTORS LIST

No	Location	Part #	Gender	No	Location	Part #	Gender
R31		564496	male	Se29	Engine_Cmpt	561566	female
R32		564496	male	Se30	Engine_Door	562877	female
R33	RJB	564496	male	Se31	Compr_Door	562877	female
R34		564210	male	Se32	Rear_Axle_Cmpt	563057	male
R39	FJB	564496	male	Se33	Rear_Axle_Cmpt	562856	male
R40	RJB	564496	male	Se34	Rear_Axle_Cmpt	563057	male
R41	FJB	564496	male	Se35	Rear_Axle_Cmpt	563057	male
R42	FJB	564496	male	Se36	Rear_Axle_Cmpt	563629	female
R43	FJB	564496	male	Se37	Front_Axle_LH	641132	female
R47		564496	male	Se38	Front_Axle_RH	641132	female
Res3.A	RJB	563590	female	Se39	Rear_Axle_LH	641132	female
Res4	FJB	563590	female	Se40	Rear_Axle_LH	641132	female
Res6	FJB	563590	female	Se45.A		563409	male
Res7	FJB	563590	female	Se46	Rear_Axle_Cmpt	562348	female
Res15	Engine_Cmpt	561782	male	Se53	Service_Cmpt	563159	female
Res31		562350	male	Se54	Service_Cmpt	563159	female
Res32		563764	female	Se55	Service_Cmpt	563159	female
Res53.A		563590	female	Se60	Service_Cmpt	563409	male
Se4	Window_RH	561477	female	Se62	WCL_System	561690	male
Se5	Window_RH	561477	female	Se63		641132	female
Se6	Window_RH	561477	female	Se64		641132	female
Se7	Window_LH	561477	female	Se65		564042	female
Se8	Window_LH	561477	female	Se67		563159	female
Se9	Window_LH	561477	female	Se69		563159	female
Se10		561477	female	Se74	Rear_Axle_Cmpt	563340	male
Se11.A	Cond_Cmpt	564460	female	Se75	Service_Cmpt	563159	female
Se11.B	Cond_Cmpt	564460	female	Se79	Front_Axle	563340	male
Se11.C	Cond_Cmpt	564460	female	Se80	Rear_Axle	563159	female
Se13	Engine_Cmpt	562350	male	Se100		562479	female
Se14.A	Driver_Area	561782	male	So3	RH_Console	641385	male
Se14.B	Driver_Area	561781	female	So4	RH_Console	641385	male
Se15	RH_Console	560898	male	So5	RH_Console	641385	male
Se17	RH_Console	560900	female	So6	RH_Console	641385	male
Se18.A	Service_Cmpt	560815	female	So7	Service_Cmpt	561566	female
Se18.B	Service_Cmpt	560815	female	So8	Service_Cmpt	563204	female
Se19	Service_Cmpt	563677	male	So9	Engine_Cmpt	561566	female
Se19A	Service_Cmpt	563677	male	So10.A		562485	male
Se20	Evap_Cmpt	562426	male	So11	Cond_Cmpt	561566	female
Se20B		562426	male	So13	Evap_Cmpt	563204	female
Se21	Dash	561248	female	So14	Service_Cmpt	641385	male
Se23	Engine_Cmpt	563159	male	So15	Service_Cmpt	641385	male
Se24	Engine_Cmpt	563159	male	So16	Service_Cmpt	641385	male
Se25	Passenger_Area	561248	female	So17	Service_Cmpt	641385	male

CONNECTORS LIST

No	Location	Part #	Gender	No	Location	Part #	Gender
So20	Service_Cmpt	641385	male	Spk14_R	Parcel_Rack_RH	563994	male
So21	Front_Axle_Cmpt	564046	female	Spk15_L	Parcel_Rack_LH	563994	male
So22	Front_Axle_Cmpt	564046	female	Spk15_R	Parcel_Rack_RH	563994	male
So23	Rear_Axle_Cmpt	564046	female	Spk16_L	Parcel_Rack_LH	563994	male
So24	Rear_Axle_Cmpt	564046	female	Spk16_R	Parcel_Rack_RH	563994	male
So26	Service_Cmpt	562848	male	Sub1.A	Passenger_Area	564004	female
So27		564045	female	Sub2.A	Passenger_Area	564004	female
So50		564046	female	Sw1.C258	Driver_Area	561188	female
So53	Rear_Axle_Cmpt	641385	male	Sw1.C259	Driver_Area	561186	male
So54		564045	female	Sw2	Dash	562763	male
So56	Rear_Axle_Cmpt	562350	male	Sw3	Dash	562763	male
So57	Engine_Cmpt	562350	male	Sw4	Dash	562763	male
spBar4		564135	male	Sw6	Dash	562763	male
spBar5		564135	male	Sw10A	LH_Console	562763	male
spBar7		564135	male	Sw11A	LH_Console	562763	male
spBar10		564135	male	Sw12	Dash	562763	male
Spk1_L	Parcel_Rack_LH	563994	male	Sw14	Dash	562763	male
Spk1_R	Parcel_Rack_RH	563994	male	Sw16	Dash	562763	male
Spk2_L	Parcel_Rack_LH	563994	male	Sw17	Dash	562763	male
Spk2_R	Parcel_Rack_RH	563994	male	Sw18A	LH_Console	562763	male
Spk3_L	Parcel_Rack_LH	563994	male	Sw20	Dash	562763	male
Spk3_R	Parcel_Rack_RH	563994	male	Sw21	Dash	562763	male
Spk4_L	Parcel_Rack_LH	563994	male	Sw24	Dash	562763	male
Spk4_R	Parcel_Rack_RH	563994	male	Sw25	Dash	562763	male
Spk5_L	Parcel_Rack_LH	563994	male	Sw26		562763	male
Spk5_R	Parcel_Rack_RH	563994	male	Sw27	Dash	562763	male
Spk6_L	Parcel_Rack_LH	563994	male	Sw29	Dash	562763	male
Spk6_R	Parcel_Rack_RH	563994	male	Sw30	RJB	562348	female
Spk7_L	Parcel_Rack_LH	563994	male	Sw31.A		563543	male
Spk7_R	Parcel_Rack_RH	563994	male	Sw32	Dash	561477	female
Spk8_L	Parcel_Rack_LH	563994	male	Sw33	Dash	561476	male
Spk8_R	Parcel_Rack_RH	563994	male	Sw34	Outside_Front_RH	562477	male
Spk9_L	Parcel_Rack_LH	563994	male	Sw35	LH_Console	562763	male
Spk9_R	Parcel_Rack_RH	563994	male	Sw38	LH_Console	562763	male
Spk10_L	Parcel_Rack_LH	563994	male	Sw40	LH_Console	561690	male
Spk10_R	Parcel_Rack_RH	563994	male	Sw41	LH_Console	562749	male
Spk11_L	Parcel_Rack_LH	563994	male	Sw42	Lugg_Cmpt	561636	female
Spk11_R	Parcel_Rack_RH	563994	male	Sw43	LH_Console	561690	male
Spk12_L	Parcel_Rack_LH	563994	male	Sw44.A	Service_Cmpt	562403	female
Spk12_R	Parcel_Rack_RH	563994	male	Sw44.B	Service_Cmpt	562403	female
Spk13_L	Parcel_Rack_LH	563994	male	Sw45	3rd_Lugg_Cmpt	562403	female
Spk13_R	Parcel_Rack_RH	563994	male	Sw45.B	3rd_Lugg_Cmpt	562403	female
Spk14_L	Parcel_Rack_LH	563994	male	Sw46.A	3rd_Lugg_Cmpt	562403	female

CONNECTORS LIST

No	Location	Part #	Gender	No	Location	Part #	Gender
Sw46.B	3rd_Lugg_Cmpt	562403	female	Sw114.A	3rd_Lugg_RH	560079	female
Sw49.A	2nd_Lugg_Cmpt	562403	female	Sw114.B	3rd_Lugg_RH	560079	female
Sw49.B	2nd_Lugg_Cmpt	562403	female	Sw115.A	Compr_Door	560079	female
Sw50.A	2nd_Lugg_Cmpt	562403	female	Sw115.B	Compr_Door	560079	female
Sw50.B	2nd_Lugg_Cmpt	562403	female	Sw125.A	Service_Cmpt	561457	female
Sw51.A	1st_Lugg_Cmpt	562403	female	Sw125.B	Service_Cmpt	561457	female
Sw51.B	1st_Lugg_Cmpt	562403	female	Sw135.A	WCL_Sust	562119	female
Sw52	1st_Lugg_Cmpt	562403	female	Sw135.B	WCL_Sust	562119	female
Sw52.B	1st_Lugg_Cmpt	562403	female	Sw137	Dash	562763	male
Sw54.A	Lavatory	562835	female	Sw150.A	Driver_Area	560081	female
Sw54.B	Lavatory	562834	male	Sw150.B	Driver_Area	560081	female
Sw55.A	Lavatory	560488	female	Sw152	Driver_Area	562471	male
Sw55.B	Lavatory	560488	female	Sw154		562763	male
Sw56.A	Lavatory	560488	female	Sw313.A	Lavatory	562615	female
Sw56.B	Lavatory	560488	female	Sw313.B	Lavatory	562615	female
Sw57	WCL_Door	563543	male	sym553_136.A	Compr_Door	561932	male
Sw58	Engine_Cmpt	562581	male	sym553_136.B	Compr_Door	561701	female
Sw59	Engine_Cmpt	562348	female	sym553_136.C	Compr_Door	561701	female
Sw63A	LH_Console	562763	male	T1		563817	N/A
Sw64.A	Service_Cmpt	560815	female	T1		563830	N/A
Sw64.B	Service_Cmpt	560815	female	T2		563816	N/A
Sw81.A	Dash	562905	male	T2		563831	N/A
Sw81.B	Dash	562905	male	T3		563815	N/A
Sw82		562479	female	T3		563832	N/A
Sw83.A	Dash	560082	female	tab69.A		562651	N/A
Sw83.B	Dash	560815	female	tab70.A		562651	N/A
Sw83.C	Dash	560082	female	Tab70a.A		562651	N/A
Sw83.D	Dash	560815	female	Tab70b.A		562651	N/A
Sw85	LH_Console	562749	male	tab71a.A		562651	N/A
Sw94.A	WCL_Door	562403	female	Term254		562101	N/A
Sw94.B	WCL_Door	562403	female	VECF1	FJB	563186	male
Sw96.A	WCL_Door	562615	female	VECF2	FJB	563183	male
Sw96.B	WCL_Door	562615	female	VECF3	FJB	563185	male
Sw97.A	WCL_System	561626	female	VECF4	FJB	563182	male
Sw97.B	WCL_System	561626	female	VECF9	FJB	563448	male
Sw98.A	WCL_System	561626	female	VECF10	FJB	563181	male
Sw98.B	WCL_System	561626	female	VECF11	FJB	563184	male
Sw100A	Dash	562763	male	VECF12	FJB	563187	male
Sw102		561566	female	Vecr1		563186	male
Sw109.A	1st_Lugg_LH	560079	female	Vecr2		563183	male
Sw109.B	1st_Lugg_LH	560079	female	Vecr3		563185	male
Sw110.A	1st_Lugg_RH	560079	female	VECR4	RJB	563182	male
Sw110.B	1st_Lugg_RH	560079	female	Vecr9		563448	male

CONNECTORS LIST

No	Location	Part #	Gender	No	Location	Part #	Gender
A1		563975	male	A42.J3	FJB	562957	male
A2		563984	male	A43.J1	FJB	562767	male
A3	Dash	562363	male	A43.J2	FJB	563132	male
A4.A	Service_Cmpt	562428	female	A43.J3	FJB	562957	male
A4.B	Service_Cmpt	561188	female	A44.J1	FJB	563133	male
A5	Service_Cmpt	562428	female	A44.J2	FJB	563132	male
A6	Engine_Cmpt	562427	male	A44.J3	FJB	562957	male
A7	Rear_Axle_Cmpt	563979	male	A45.J1	FJB	563133	male
A9.Cx1		564041	female	A45.J2	FJB	563132	male
A9.Cx2		563678	male	A45.J3	FJB	562957	male
A9.Cx3		564037	female	A46.J1	FJB	563133	male
A9.Cx4		564038	female	A46.J2	FJB	563132	male
A10.X1	Engine_Cmpt	563135	male	A46.J3	FJB	562957	male
A10.X3	Engine_Cmpt	563134	female	A47.J1	RH_Console	563133	male
A11	LH_Console	563142	male	A47.J2	RH_Console	563132	male
A14A.A	Dash	562766	male	A47.J3	RH_Console	562957	male
A14A.B	Dash	562767	male	A48.J1	RH_Console	563133	male
A14A.C	Dash	562765	male	A48.J2	RH_Console	563132	male
A15	Dash	562464	male	A48.J3	RH_Console	562957	male
A16	Front_Roof	561637	male	A49.J1	RJB	562767	male
A17	RJB	561932	male	A49.J2	RJB	563132	male
A18	FJB	562794	male	A49.J3	RJB	562957	male
A18.J2	FJB	562650	male	A50.J1	RJB	563133	male
A19	LH_Console	562878	female	A50.J2	RJB	563132	male
A20	Parcel_Rack_LH	561477	female	A50.J3	RJB	562957	male
A24	RH_Console	561889	female	A51.J1	RJB	563133	male
A24.A	RH_Console	561890	male	A51.J2	RJB	563132	male
A24.B	RH_Console	561566	female	A51.J3	RJB	562957	male
A27	Service_Cmpt	562929	male	A52.J1	RJB	563133	male
A28	Service_Cmpt	562928	male	A52.J2	RJB	563132	male
A29	Dash	562464	male	A52.J3	RJB	562957	male
A32.A		564221	male	A53.J1	RJB	563133	male
A32.B		564518	male	A53.J2	RJB	563132	male
A36.JA	FJB	562767	male	A53.J3	RJB	562957	male
A36.JB	FJB	562765	male	A54.J1	Evap_Cmpt	563133	male
A36.JC	FJB	562957	male	A54.J2	Evap_Cmpt	563132	male
A39.P101		563201	male	A54.J3	Evap_Cmpt	562957	male
A39.P901		563953	male	A55.J1	Dash	562767	male
A41.J1	FJB	562767	male	A55.J2	Dash	563132	male
A41.J2	FJB	563132	male	A55.J3	Dash	562957	male
A41.J3	FJB	562957	male	A60.A		563071	male
A42.J1	FJB	562767	male	A60.B		562706	female
A42.J2	FJB	563132	male	A60.C		901110	male

CONNECTORS LIST

No	Location	Part #	Gender	No	Location	Part #	Gender
A60.D		901110	male	A139	Dash	564501	male
A69.A		563071	male	A153.A		562465	male
A69.B		561716	female	A153.B		561716	female
A69.C		561716	female	A153.C		561716	female
A69.D		561716	female	A153.D		561716	female
A69.E		561716	female	A160.B		565153	female
A69.F		561716	female	Alt1D.A	Engine_Cmpt	563746	female
A69.G		561716	female	Alt1D.B	Engine_Cmpt	560815	female
A69.H		561716	female	Alt1D.C	Engine_Cmpt	564469	female
A70c		561540	female	Alt2D.A	Engine_Cmpt	563746	female
A81.JA	FJB	562767	male	Alt2D.B	Engine_Cmpt	560815	female
A81.JB	FJB	562765	male	Alt2D.C	Engine_Cmpt	564469	female
A81.JC	FJB	562957	male	B85	Engine_Cmpt	563815	male
A83	FJB	564205	male	B96	Engine_Cmpt	563821	male
A96	FJB	564073	female	B96B	Engine_Cmpt	563823	male
A97	Dash	563226	male	B97	Engine_Cmpt	563816	male
A97A		563226	male	B98	Engine_Cmpt	563817	male
A97A		563613	female	B100		565967	male
A97B		563226	male	B115A		564226	male
A97B		563613	female	B142C		563793	male
A100	Front_Axle_Cmpt	563758	female	C1	FJB	563589	male
A101	Rear_RH_Axle_Cmpt	563758	female	C1	FJB	563590	female
A102	Rear_RH_Axle_Cmpt	563758	female	C1S	FJB	563589	male
A103	Dash	562070	female	C1S	FJB	563590	female
A104	Dash	561606	female	C2	Service_Cmpt	563580	male
A107		20393942	female	C2	Service_Cmpt	563581	female
A108	RJB	562766	male	C2A	FJB	563580	male
A109A	FJB	564141	male	C2A	FJB	563581	female
A114A		564252	male	C3_plug	RJB	563589	male
A115		562865	male	C3_socket	RJB	563590	female
A120.A		563960	male	C3S	RJB	563593	male
A120.B		563962	male	C3S	RJB	563590	female
A120.C1		563956	male	C4	FJB	563580	male
A120.D		563961	male	C4	FJB	563581	female
A121.Vsa		563679	male	C5	FJB	563589	male
A121.Vsb		563678	male	C5	FJB	563590	female
A121.Vsc		564037	female	C5S	FJB	563589	male
A121.Vsd		564118	male	C5S	FJB	563590	female
A130	Driver_Area	563226	male	C6	FJB	563582	male
A131.A	Engine_Cmpt	561782	male	C6	FJB	563583	female
A131.B	Engine_Cmpt	561781	female	C7	Service_Cmpt	562566	male
A137A		20429843	male	C7	Service_Cmpt	562565	female
A138	Cond_Cmpt	563787	male	C8	FJB	563227	male

CONNECTORS LIST

No	Location	Part #	Gender	No	Location	Part #	Gender
C8	FJB	563614	female	C26B		563227	male
C9	RJB	561986	male	C26B		563614	female
C9	RJB	561987	female	C27	RJB	562284	male
C10	Engine_Cmpt	562477	male	C27	RJB	562281	female
C10	Engine_Cmpt	562479	female	C29	4rd_Lugg_Cmpt	563651	male
C11	Service_Cmpt	563580	male	C29	3rd_Lugg_Cmpt	563652	female
C11	Service_Cmpt	563581	female	C30	3rd_Lugg_Cmpt	561710	male
C12	Engine_Cmpt	562581	male	C30	3rd_Lugg_Cmpt	561709	female
C12	Engine_Cmpt	562583	female	C31	3rdLugg_Cmpt	561734	male
C13_plug	RH_Console	563589	male	C31	3rdLugg_Cmpt	561735	female
C13_socket	RH_Console	563590	female	C32	lavatory	561734	male
C13S	RH_Console	563589	male	C32	Lavatory	561735	female
C13S	RH_Console	563590	female	C32W		561515	male
C14	RJB	561986	male	C32W		561552	female
C14	RJB	561987	female	C34	RH_Console	561986	male
C15		563358	male	C34	RH_Console	561987	female
C15		563359	female	C35		561607	male
C16	RJB	561577	male	C35		561606	female
C16	RJB	561605	female	C36	FJB	561986	male
C17	RJB	561986	male	C36	FJB	561987	female
C17	RJB	561987	female	C37	Parcel_Rack_LH	562557	male
C18	FJB	561986	male	C37	Parcel_Rack_LH	562558	female
C18	FJB	561987	female	C38		562555	male
C19	RJB	561986	male	C38		562556	female
C19	RJB	561987	female	C39A		561782	male
C20A	Evap_Cmpt	562485	male	C39A		561781	female
C20A	Evap_Cmpt	562486	female	C40	Dash	562485	male
C20B	Evap_Cmpt	562485	male	C40	Dash	562486	female
C20B	Evap_Cmpt	562486	female	C41	RJB	561782	male
C21	RJB	562285	male	C41	RJB	561781	female
C21	RJB	562282	female	C42	FJB	561668	male
C22	RJB	561847	male	C42	FJB	561551	female
C22	RJB	561862	female	C44_plug	FJB	561577	male
C23		564034	male	C44_socket	FJB	561605	female
C23		564035	female	C45	FJB	561643	male
C24_plug	Evap_Cmpt	561690	male	C45	FJB	561642	female
C24_socket	Evap_Cmpt	561566	female	C46		562549	male
C25	Parcel_Rack_LH	561550	male	C46		562550	female
C25	Parcel_Rack_LH	561667	female	C48	Service_Cmpt	561690	male
C26		563226	male	C48	Service_Cmpt	561566	female
C26		563613	female	C49	FJB	562005	male
C26A		563358	male	C49	FJB	561714	female
C26A		563359	female	C50		561782	male

CONNECTORS LIST

No	Location	Part #	Gender	No	Location	Part #	Gender
C50		561781	female	C82	1st_Lugg_Cmpt	562477	male
C51	Engine_Cmpt	561932	male	C82	1st_Lugg_Cmpt	562479	female
C51	Engine_Cmpt	560933	female	C83	2nd_Lugg_Cmpt	562477	male
C52		563618	male	C83	2nd_Lugg_Cmpt	562479	female
C52		563616	female	C84	2nd_Lugg_Cmpt	562477	male
C54		563226	male	C84	2nd_Lugg_Cmpt	562479	female
C54		563613	female	C85	4rd_Lugg_Cmpt	562477	male
C54A		563358	male	C85	2nd_Lugg_Cmpt	562479	female
C54A		563359	female	C86	4rd_Lugg_Cmpt	562581	male
C54B		563589	male	C86	4rd_Lugg_Cmpt	562583	female
C54B		563590	female	C87	Engine_Cmpt	562485	male
C55	Evap_Cmpt	561577	male	C87	Engine_Cmpt	562486	female
C55	Evap_Cmpt	561605	female	C90		562350	male
C58		564567	male	C90		563764	female
C58		564568	female	C91	RJB	562285	male
C59	RJB	561643	male	C91	RJB	562282	female
C59	RJB	561642	female	C92L		561690	male
C60	RJB	561986	male	C92L		561566	female
C60	RJB	561987	female	C92R		561690	male
C61	Fr_Service_Door	561669	male	C92R		561566	female
C61	Fr_Service_Door	561670	female	C94_plug		563589	male
C62	Fr_Service_Door	562566	male	C94_socket		563590	female
C62	Fr_Service_Door	562565	female	C96	FJB	561643	male
C63	Entrance_Door	562477	male	C96	FJB	561642	female
C63	Entrance_Door	562479	female	C97		561643	male
C64		563358	male	C97		561642	female
C64		563359	female	C99_plug		563589	male
C65	Service_Cmpt	562485	male	C99_socket		563590	female
C65	Service_Cmpt	562486	female	C100	Evap_Cmpt	563589	male
C66_plug	Evap_Cmpt	561577	male	C100	Evap_Cmpt	563590	female
C66_socket	Evap_Cmpt	561605	female	C100S	Evap_Cmpt	563589	male
C70		561637	male	C100S	Evap_Cmpt	563590	female
C70		561636	female	C101	Service_Cmpt	561690	male
C71	FJB	561646	male	C101	Service_Cmpt	561566	female
C71	FJB	561645	female	C102A		563226	male
C72	FJB	561646	male	C102A		563613	female
C72	FJB	561645	female	C103_plug	FJB	562485	male
C73		563226	male	C103_socket	FJB	562486	female
C73		563613	female	C105_plug	FJB	562581	male
C74	FJB	561645	female	C105_socket	FJB	562583	female
C74	FJB	561646	male	C106_plug	FJB	562581	male
C81	1st_Lugg_Cmpt	562477	male	C106_socket	FJB	562583	female
C81	1st_Lugg_Cmpt	562479	female	C111		562581	male

CONNECTORS LIST

No	Location	Part #	Gender	No	Location	Part #	Gender
C111		562583	female	C213	Parcel_Rack_LH	561515	male
C112	RJB	562284	male	C213	Parcel_Rack_LH	561552	female
C112	RJB	562281	female	C222	FJB	562477	male
C119	Rear_Engine_Door	561607	male	C222	FJB	562479	female
C119	Rear_Engine_Door	561606	female	C223	FJB	563227	male
C119A		563358	male	C223	FJB	563614	female
C119A		563359	female	C224	FJB	561637	male
C120	Rear_Engine_Door	561607	male	C224	FJB	561636	female
C120	Rear_Engine_Door	561606	female	C225	FJB	562650	male
C120Y		562783	male	C225	FJB	562649	female
C120Y		563206	female	C226	FJB	562650	male
C121		562566	male	C226	FJB	562649	female
C121		562565	female	C228		563227	male
C122		562566	male	C228		563614	female
C122		562565	female	C242	Service_Cmpt	562789	male
C144	RJB	560852	male	C242	Service_Cmpt	565131	female
C144	RJB	560851	female	C243	Service_Cmpt	562789	male
C152	Cond_Cmpt	561611	male	C243	Service_Cmpt	565131	female
C152	Cond_Cmpt	561610	female	C246	Mirror_LH	564512	male
C158		562477	male	C246	Mirror_LH	564513	female
C158		562479	female	C250	Parcel_Rack	564208	male
C170	LH_Console	561637	male	C251	Driver_Area	562549	male
C170	LH_Console	561636	female	C251	Driver_Area	562550	female
C171	LH_Console	561646	male	C269	Mirror_RH	564512	male
C171	LH_Console	561645	female	C269	Mirror_RH	564513	female
C172	Service_Cmpt	561640	male	C270	Mirror_RH	564512	male
C172	Service_Cmpt	561638	female	C270	Mirror_RH	564513	female
C193_plug	RJB	563589	male	C279	Service_Cmpt	562477	male
C193_socket	RJB	563590	female	C279	Service_Cmpt	562479	female
C194	FJB	563589	male	C280	Parcel_Rack	562549	male
C194	FJB	563590	female	C280	Parcel_Rack	562550	female
C194spA		563589	male	C284		561782	male
C194spA		563590	female	C284		561781	female
C194spB		563589	male	C284-1		561782	male
C194spB		563590	female	C284-1		561781	female
C206	Parcel_Rack_RH	562503	male	C284-2		561782	male
C206	Parcel_Rack_RH	562507	female	C284-2		561781	female
C207	Parcel_Rack_LH	562503	male	C284-3		561782	male
C207	Parcel_Rack_LH	562507	female	C284-3		561781	female
C209_plug	Parcel_Rack_RH	562503	male	C284-4		561782	male
C209_socket	Parcel_Rack_RH	562507	female	C284-4		561781	female
C212	Parcel_Rack_LH	561515	male	C284-5		561782	male
C212	Parcel_Rack_LH	561552	female	C284-5		561781	female

CONNECTORS LIST

No	Location	Part #	Gender	No	Location	Part #	Gender
C290	Rear_Vehicle	562477	male	C577A	Parcel_Rack	560908	female
C290	Rear_Vehicle	562479	female	C577AA		562006	male
C330	FJB	561690	male	C577AA		560908	female
C330	FJB	561566	female	C578	Parcel_Rack_LH	562503	male
C355		563582	male	C578	Parcel_Rack_LH	562507	female
C355		565887	female	C582	FJB	561690	female
C356		561695	male	C582	FJB	561566	female
C356		561693	female	C583.A		560908	female
C380A		564222	male	C583.B		560908	female
C380A		564224	female	C583A	Parcel_Rack_RH	562006	male
C381	Parcel_Rack	561847	male	C583A	Parcel_Rack_RH	560908	female
C381	Parcel_Rack	561862	female	C583E		562006	male
C382	Under_Seat	561580	male	C583E		560908	female
C382	Under_Seat	561582	female	C584.A		560908	female
C397	RJB	562285	male	C584.B		560908	female
C397	RJB	562282	female	C584A	Parcel_Rack_LH	562006	male
C426	Engine_Cmpt	561611	male	C584A	Parcel_Rack_LH	560908	female
C426	Engine_Cmpt	561610	female	C585.A		560908	female
C430	LH_Console	562363	male	C585.B		560908	female
C430	LH_Console	561188	female	C601	LHRoofWinAjar	561476	male
C452		561669	male	C601	LHRoofWinAjar	561477	female
C452		561670	female	C603	RHRoofWinAjar	561476	male
C463	Rear_Axle_Cmpt	562570	female	C603	RHRoofWinAjar	561477	female
C463	Rear_Axle_Cmpt	562571	male	C611_plug	Parcel_Rack_RH	562557	male
C464A		564222	male	C611_socket	Parcel_Rack_RH	562558	female
C464A		564224	female	C614	Passenger_Area	563071	male
C506	FJB	561687	male	C614	Passenger_Area	563040	female
C506	FJB	561685	female	C615	Passenger_Area	563071	male
C506spA		561687	male	C615	Passenger_Area	563040	female
C506spA		561685	female	C617	Mirror_LH	563801	male
C506spB		561687	male	C617	Mirror_LH	563800	female
C506spB		561685	female	C618	Mirror_RH	563801	male
C558		562503	male	C618	Mirror_RH	563800	female
C558		562507	female	C717	RJB	561646	male
C567		562503	male	C717	RJB	561645	female
C567		562507	female	C766		561662	male
C575	Parcel_Rack_RH	562503	male	C766		561661	female
C575	Parcel_Rack_RH	562507	female	C768		901283	female
C576B	Parcel_Rack_RH	562006	male	C769		901283	female
C576B	Parcel_Rack_RH	560908	female	C777	Dash	562477	male
C576BB		562006	male	C777	Dash	562479	female
C576BB		560908	female	C_ALT1		562477	male
C577A	Parcel_Rack	562006	male	C_ALT1		562479	female

CONNECTORS LIST

No	Location	Part #	Gender	No	Location	Part #	Gender
C_ALT2		562477	male	CP4	Passenger_Area	561782	male
C_ALT2		562479	female	CP4	Passenger_Area	561781	female
C_AUX		563071	male	CP5	Passenger_Area	561782	male
C_AUX		563040	female	CP5	Passenger_Area	561781	female
C_INV1		562337	male	CP6		562337	male
C_INV1		562338	male	CP6		562338	male
C_INV2		562337	male	CR1	RJB	561247	male
C_INV2		562338	male	CR1	RJB	561248	female
C_PRL_FAN		563409	male	CSe80	RJB	561782	male
C_PRL_FAN		563410	female	CSe80	RJB	561781	female
C_PRR_FAN		563409	male	CSw153	Service_Cmpt	561690	male
C_PRR_FAN		563410	female	CSw153	Service_Cmpt	561566	female
CCust	Parcel_Rack_Fr_WCL	562477	male	CSX1	Engine_Cmpt	563135	male
CCust	RJB	562479	female	CSX1	Engine_Cmpt	563134	female
CDIR-1.A		560908	female	CSX3	Engine_Cmpt	563135	male
CDIR-1.B		560908	female	CSX3	Engine_Cmpt	563134	female
CDIR-2.A		560908	female	CT2	Engine_Cmpt	563226	male
CDIR-2.B		560908	female	CT2	Engine_Cmpt	563613	female
CDIRW-1.A		560908	female	CT3	Rear_Vehicle	563224	male
CDIRW-1.B		560908	female	CXC1	Service_Cmpt	562477	male
CF93		562350	male	CXC1	Service_Cmpt	562479	female
CF93		563764	female	D92		561183	male
CFHAC		564238	male	EIA		563739	male
CFHF1		564560	male	FUSE_BOX_3.A	Parcel_Rack	562610	male
CFHPR1		564560	male	FUSE_BOX_3.B	Parcel_Rack	562610	male
CIND-1.A		560908	female	FUSE_BOX_4.A	Parcel_Rack	562610	male
CIND-1.B		560908	female	FUSE_BOX_4.B	Parcel_Rack	562610	male
CIND-2.A		560908	female	FUSE_BOX_5.A	Parcel_Rack	562610	male
CIND-2.B		560908	female	FUSE_BOX_5.B	Parcel_Rack	562610	male
CIND-11.A		560908	female	L1A	Engine_Cmpt	564045	female
CIND-11.B		560908	female	L16	Front_Roof	562803	male
CINDWC-1.A		560908	female	L17	Front_Roof	562803	male
CINDWC-1.B		560908	female	L18	Entrance_Door	562549	male
CL1	Service_Cmpt	562485	male	L19		562549	male
CL1	Service_Cmpt	562486	female	L20		562549	male
CMO11		561515	male	L20A	Entrance_Door_Step	562549	male
CMO11		561552	female	L21.A	Front_Roof	561608	female
CP1	Passenger_Area	561782	male	L21.B	Front_Roof	562286	male
CP1	Passenger_Area	561781	female	L22.A	Front_Roof	561608	female
CP2	Passenger_Area	561782	male	L22.B	Front_Roof	562286	male
CP2	Passenger_Area	561781	female	L23.A	Front_Roof	561608	female
CP3		561782	male	L23.B	Front_Roof	562286	male
CP3		561781	female	L24.A	Front_Roof	561608	female

CONNECTORS LIST

No	Location	Part #	Gender	No	Location	Part #	Gender
L24.B	Front_Roof	562286	male	L87.A	Rear_Roof	561608	female
L25.A	Front_Roof	561608	female	L87.B	Rear_Roof	562286	male
L25.B	Front_Roof	562286	male	L88.A	Rear_Roof	561608	female
L26.A	Front_Roof	561608	female	L88.B	Rear_Roof	562286	male
L26.B	Front_Roof	562286	male	L89.A	Rear_Roof	561608	female
L27.A	Front_Roof	561608	female	L89.B	Rear_Roof	562286	male
L27.B	Front_Roof	562286	male	L90.A	Rear_Roof	561608	female
L30A.A		560898	male	L90.B	Rear_Roof	562286	male
L30B.A		560898	male	L91	Rear_Engine_Door	562755	male
L59	Out_Side_Front_RH	562623	male	L91A		562601	male
L59B	Out_Side_Front_RH	562623	male	L92	Rear_Engine_Door	562755	male
L60	Out_Side_Front_LH	562623	male	L92A		562601	male
L60B	Out_Side_Front_LH	562623	male	L95	Outside_Front_LH	562902	female
L61	Out_Side_Front_RH	562601	male	L96	Outside_Front_RH	562902	female
L62	Out_Side_Front_LH	562601	male	L97.A	Outside_Front_LH	563069	female
L63	Front_Side_LH	562155	male	L97.B	Outside_Front_LH	563069	female
L64	Outside_Front_RH	562155	male	L98.A	Entrance_Door	563069	female
L65	Outside_Front_LH	562155	male	L98.B	Outside_Front_RH	563069	female
L66	Out_Side_Front_LH	562155	male	L140	Lavatory	561247	male
L67	4rd_Lugg_Cmpt	562155	male	L142	Lavatory	562803	male
L68	4rd_Lugg_Cmpt	562155	male	L142A	Lavatory	562803	male
L69	4rd_Lugg_Cmpt	562155	male	L144.A	Parcel_Rack_LH	562756	male
L70	4rd_Lugg_Cmpt	562155	male	L144.B	Parcel_Rack_LH	562505	female
L71A		562601	male	L145.A	Parcel_Rack_LH	562756	male
L72	Rear_Vehicle	562155	male	L145.B	Parcel_Rack_LH	562505	female
L73A		562601	male	L146.A	Parcel_Rack_LH	562756	male
L74	Rear_Vehicle	562155	male	L146.B	Parcel_Rack_LH	562505	female
L75		562155	male	L147.A	Parcel_Rack_LH	562756	male
L76		562155	male	L147.B	Parcel_Rack_LH	562505	female
L77A		562601	male	L148.A	Parcel_Rack_LH	562756	male
L78A		562601	male	L148.B	Parcel_Rack_LH	562505	female
L79A		562601	male	L149.A	Parcel_Rack_LH	562756	male
L80A		562601	male	L149.B	Parcel_Rack_LH	562505	female
L81.A	Rear_Vehicle	562835	female	L150.A	Parcel_Rack_LH	562756	male
L81.B	Rear_Vehicle	562834	male	L150.B	Parcel_Rack_LH	562505	female
L82A		562348	female	L151.A	Parcel_Rack_LH	562756	male
L83A		562348	female	L151.B	Parcel_Rack_LH	562505	female
L84.A	Rear_Roof	561608	female	L152.A	Parcel_Rack_LH	562756	male
L84.B	Rear_Roof	562286	male	L152.B	Parcel_Rack_LH	562505	female
L85.A	Rear_Roof	561608	female	L153.A	Parcel_Rack_LH	562756	male
L85.B	Rear_Roof	562286	male	L153.B	Parcel_Rack_LH	562505	female
L86.A	Rear_Roof	561608	female	L154.A	Parcel_Rack_LH	562756	male
L86.B	Rear_Roof	562286	male	L154.B	Parcel_Rack_LH	562505	female

CONNECTORS LIST

No	Location	Part #	Gender	No	Location	Part #	Gender
L155.A	Parcel_Rack_LH	562756	male	L250.A	Parcel_Rack_RH	562756	male
L155.B	Parcel_Rack_LH	562505	female	L250.B	Parcel_Rack_RH	562505	female
L156.A	Parcel_Rack_LH	562756	male	L251.A	Parcel_Rack_RH	562756	male
L156.B	Parcel_Rack_LH	562505	female	L252.A	Parcel_Rack_RH	562756	male
L157.A	Parcel_Rack_LH	562756	male	L253.A	Parcel_Rack_RH	562756	male
L157.B	Parcel_Rack_LH	562505	female	L254.A	Parcel_Rack_RH	562756	male
L158.A	Parcel_Rack_LH	562756	male	L255.A	Parcel_Rack_RH	562756	male
L158.B	Parcel_Rack_LH	562505	female	L256.A	Parcel_Rack_RH	562756	male
L173	Engine_Cmpt	563590	female	L257.A	Parcel_Rack_RH	562756	male
L174A		563590	female	L282	Engine_Cmpt	561690	male
L176	3rd_Lugg_Cmpt	561247	male	L283	Service_Cmpt	562485	male
L177	3rd_Lugg_Cmpt	561247	male	L285.A	Rear_Vehicle	562835	female
L180	2nd_Lugg_Cmpt	561247	male	L285.B	Rear_Vehicle	562834	male
L181	2nd_Lugg_Cmpt	561247	male	L286.A	Rear_Vehicle	562835	female
L182	1st_Lugg_Cmpt	561247	male	L286.B	Rear_Vehicle	562834	male
L183	1st_Lugg_Cmpt	561247	male	L292.A	Parcel_Rack_RH	562756	male
L184	Service_Cmpt	561247	male	L292.B	Parcel_Rack_RH	562505	female
L185.A	Service_Cmpt	562651	female	L298A		563590	female
L185.B	Service_Cmpt	562290	female	L313	Rr_Roof	562549	male
L187	Engine_Cmpt	561690	male	L350	Rr_Axle_Cmpt	562251	male
L188	Service_Cmpt	562486	female	L350A.A		564552	male
L193.A	Dash	560488	female	L350A.B		563340	male
L193.B	Dash	560488	female	L350A.C		562251	male
L194.A	Dash	562019	female	Mo3	Dash	561667	female
L194.B	Dash	560488	female	Mo4	Dash	562076	male
L195.A	Dash	560488	female	Mo5	Front_Roof	561515	male
L195.B	Dash	560488	female	Mo7	Cond_Cmpt	563691	male
L199		562848	male	Mo8	Cond_Cmpt	563691	male
L203	RH_Console	561690	male	Mo10		561515	male
L204	Parcel_Rack_RH	562803	male	Mo12	Engine_Cmpt	561690	male
L205		562485	male	Mo13	Engine_Cmpt	561690	female
L206	Parcel_Rack_RH	562803	male	Mo14	Engine_Cmpt	561566	female
L243.A		562756	male	Mo15	Front_Ceiling	560900	female
L243.B		562505	female	Mo16	Front_Ceiling	560900	female
L244.A	Parcel_Rack_RH	562756	male	Mo17	RH_Console	563626	male
L244.B		562505	female	Mo19	Fr_Service_Door	562474	male
L245.A	Parcel_Rack_RH	562756	male	Mo20	Fr_Service_Door	562474	male
L246.A	Parcel_Rack_RH	562756	male	Mo22	RH_Console	561186	male
L247.A	Parcel_Rack_RH	562756	male	Mo24	RH_Console	562348	female
L248.A	Parcel_Rack_RH	562756	male	Mo25	RH_Console	562348	female
L248.B	Parcel_Rack_RH	562505	female	Mo27	Cond_Cmpt	563691	male
L249.A	Parcel_Rack_RH	562756	male	Mo28	Cond_Cmpt	563691	male
L249.B	Parcel_Rack_RH	562505	female	Mo29		563590	female

CONNECTORS LIST

No	Location	Part #	Gender	No	Location	Part #	Gender
Mo30	Compr_Door	564161	male	R33	RJB	564496	male
Mo35	3rd_Lugg_Door	564161	male	R34		564210	male
Mo54	Service_Cmpt	562474	male	R39	FJB	564496	male
Mo60		561566	female	R40	RJB	564496	male
Mo61		561566	female	R41	FJB	564496	male
P_In1	Passenger_Area	561782	male	R42	FJB	564496	male
P_In1	Passenger_Area	561781	female	R43	FJB	564496	male
P_Out1	Passenger_Area	561782	male	R47		564496	male
P_Out1	Passenger_Area	561781	female	Res3.A	RJB	563590	female
P_Out2	Passenger_Area	561782	male	Res4	FJB	563590	female
P_Out2	Passenger_Area	561781	female	Res6	FJB	563590	female
P_Out3	Passenger_Area	561782	male	Res7	FJB	563590	female
P_Out3	Passenger_Area	561781	female	Res15	Engine_Cmpt	561782	male
PC1		562650	male	Res19		563590	female
PC1		562649	female	Res20		563590	female
PF		561782	male	Res31		562350	male
PF		561781	female	Res32		563764	female
PF1	Passenger_Area	561782	male	Res53.A		563590	female
PF1	Passenger_Area	561781	female	Se4	Window_RH	561477	female
Pot1.A	Dash	560488	female	Se5	Window_RH	561477	female
Pot1.B	Dash	560488	female	Se6	Window_RH	561477	female
Pot1.C	Dash	560488	female	Se7	Window_LH	561477	female
PR		561782	male	Se8	Window_LH	561477	female
PR		561781	female	Se9	Window_LH	561477	female
PR1	Passenger_Area	561782	male	Se10		561477	female
PR1	Passenger_Area	561781	female	Se11.A	Cond_Cmpt	564460	female
R-12VISS		561183	male	Se11.B	Cond_Cmpt	564460	female
R3	RJB	563409	male	Se11.C	Cond_Cmpt	564460	female
R4	FJB	564496	male	Se13	Engine_Cmpt	562350	male
R5		564496	male	Se14.A	Driver_Area	561782	male
R10	Evap_Cmpt	563409	male	Se14.B	Driver_Area	561781	female
R12	Evap_Cmpt	563409	male	Se15	RH_Console	560898	male
R17		564210	male	Se17	RH_Console	560900	female
R18		564210	male	Se18.A	Service_Cmpt	560815	female
R19		564210	male	Se18.B	Service_Cmpt	560815	female
R20	RJB	564496	male	Se19	Service_Cmpt	563677	male
R23	RH_Console	564496	male	Se19A	Service_Cmpt	563677	male
R26	Evap_Cmpt	564496	male	Se20	Evap_Cmpt	562426	male
R27		564496	male	Se20B		562426	male
R29	RJB	563409	male	Se21	Dash	561248	female
R30	RJB	564496	male	Se23	Engine_Cmpt	563159	male
R31		564496	male	Se24	Engine_Cmpt	563159	male
R32		564496	male	Se25	Passenger_Area	561248	female

CONNECTORS LIST

No	Location	Part #	Gender	No	Location	Part #	Gender
Se29	Engine_Cmpt	561566	female	So13	Evap_Cmpt	563204	female
Se30	Engine_Door	562877	female	So14	Service_Cmpt	641385	male
Se31	Compr_Door	562877	female	So15	Service_Cmpt	641385	male
Se32	Rear_Axle_Cmpt	563057	male	So16	Service_Cmpt	641385	male
Se33	Rear_Axle_Cmpt	562856	male	So17		562848	male
Se34	Rear_Axle_Cmpt	563057	male	So20	Service_Cmpt	641385	male
Se35	Rear_Axle_Cmpt	563057	male	So21	Front_Axle_Cmpt	564046	female
Se36	Rear_Axle_Cmpt	563629	female	So22	Front_Axle_Cmpt	564046	female
Se37	Front_Axle_LH	641132	female	So23	Rear_Axle_Cmpt	564046	female
Se38	Front_Axle_RH	641132	female	So24	Rear_Axle_Cmpt	564046	female
Se39	Rear_Axle_LH	641132	female	So26	Service_Cmpt	562848	male
Se40	Rear_Axle_LH	641132	female	So27		564045	female
Se45.A		563409	male	So50		564046	female
Se46	Rear_Axle_Cmpt	562348	female	So52		564045	female
Se53	Service_Cmpt	563159	female	So53	Rear_Axle_Cmpt	641385	male
Se54	Service_Cmpt	563159	female	So54		564045	female
Se55	Service_Cmpt	563159	female	So56	Rear_Axle_Cmpt	562350	male
Se60	Service_Cmpt	563409	male	So57	Engine_Cmpt	562350	male
Se62	WCL_System	561690	male	spBar4		564135	male
Se63		641132	female	spBar5		564135	male
Se64		641132	female	spBar6		564135	male
Se65		564042	female	spBar7		564135	male
Se66		564039	female	spBar10		564135	male
Se67		563159	female	spBar11		564135	male
Se69		563159	female	spBar12		564135	male
Se74	Rear_Axle_Cmpt	563340	male	spBar13		564135	male
Se75	Service_Cmpt	563159	female	spBar14		564135	male
Se79	Front_Axle	563340	male	spBar15		564135	male
Se80	Rear_Axle	563159	female	spBar16		564135	male
Se100		562479	female	spBar19		564135	male
Se125		565148	female	spBar20		564135	male
Se126		565148	female	spBar21		564135	male
Se127		565148	female	Spk1_L	Parcel_Rack_LH	563994	male
Se128		565148	female	Spk1_R	Parcel_Rack_RH	563994	male
So3	RH_Console	641385	male	Spk2_L	Parcel_Rack_LH	563994	male
So4	RH_Console	641385	male	Spk2_R	Parcel_Rack_RH	563994	male
So5	RH_Console	641385	male	Spk3_L	Parcel_Rack_LH	563994	male
So6	RH_Console	641385	male	Spk3_R	Parcel_Rack_RH	563994	male
So7	Service_Cmpt	561566	female	Spk4_L	Parcel_Rack_LH	563994	male
So8		562848	male	Spk4_R	Parcel_Rack_RH	563994	male
So9	Engine_Cmpt	561566	female	Spk5_L	Parcel_Rack_LH	563994	male
So10.A		562485	male	Spk5_R	Parcel_Rack_RH	563994	male
So11	Cond_Cmpt	561566	female	Spk6_L	Parcel_Rack_LH	563994	male

CONNECTORS LIST

No	Location	Part #	Gender	No	Location	Part #	Gender
Spk6_R	Parcel_Rack_RH	563994	male	Sw27	Dash	562763	male
Spk7_L	Parcel_Rack_LH	563994	male	Sw29	Dash	562763	male
Spk7_R	Parcel_Rack_RH	563994	male	Sw30	RJB	562348	female
Spk8_L	Parcel_Rack_LH	563994	male	Sw31.A		563543	male
Spk8_R	Parcel_Rack_RH	563994	male	Sw32	Dash	561477	female
Spk9_L	Parcel_Rack_LH	563994	male	Sw33	Dash	561476	male
Spk9_R	Parcel_Rack_RH	563994	male	Sw34	Outside_Front_RH	562477	male
Spk10_L	Parcel_Rack_LH	563994	male	Sw35	LH_Console	562763	male
Spk10_R	Parcel_Rack_RH	563994	male	Sw38	LH_Console	562763	male
Spk11_L	Parcel_Rack_LH	563994	male	Sw40	LH_Console	561690	male
Spk11_R	Parcel_Rack_RH	563994	male	Sw41	LH_Console	562749	male
Spk12_L	Parcel_Rack_LH	563994	male	Sw42	Lugg_Cmpt	561636	female
Spk12_R	Parcel_Rack_RH	563994	male	Sw43	LH_Console	561690	male
Spk13_L	Parcel_Rack_LH	563994	male	Sw44.A	Service_Cmpt	562403	female
Spk13_R	Parcel_Rack_RH	563994	male	Sw44.B	Service_Cmpt	562403	female
Spk14_L	Parcel_Rack_LH	563994	male	Sw45	3rd_Lugg_Cmpt	562403	female
Spk14_R	Parcel_Rack_RH	563994	male	Sw45.B	3rd_Lugg_Cmpt	562403	female
Spk15_L	Parcel_Rack_LH	563994	male	Sw46.A	3rd_Lugg_Cmpt	562403	female
Spk15_R	Parcel_Rack_RH	563994	male	Sw46.B	3rd_Lugg_Cmpt	562403	female
Spk16_L	Parcel_Rack_LH	563994	male	Sw46A.A		562403	female
Spk16_R	Parcel_Rack_RH	563994	male	Sw46A.B		562403	female
SpkDr_L		563994	male	Sw49.A	2nd_Lugg_Cmpt	562403	female
SpkDr_R		563994	male	Sw49.B	2nd_Lugg_Cmpt	562403	female
Sub1.A	Passenger_Area	564004	female	Sw50.A	2nd_Lugg_Cmpt	562403	female
Sub2.A	Passenger_Area	564004	female	Sw50.B	2nd_Lugg_Cmpt	562403	female
Sw1.C258	Driver_Area	561188	female	Sw51.A	1st_Lugg_Cmpt	562403	female
Sw1.C259	Driver_Area	561186	male	Sw51.B	1st_Lugg_Cmpt	562403	female
Sw2	Dash	562763	male	Sw52.A	1st_Lugg_Cmpt	562403	female
Sw3	Dash	562763	male	Sw52.B	1st_Lugg_Cmpt	562403	female
Sw4	Dash	562763	male	Sw54.A	Lavatory	562835	female
Sw6	Dash	562763	male	Sw54.B	Lavatory	562834	male
Sw10A	LH_Console	562763	male	Sw55.A	Lavatory	560488	female
Sw11A	LH_Console	562763	male	Sw55.B	Lavatory	560488	female
Sw12	Dash	562763	male	Sw56.A	Lavatory	560488	female
Sw14	Dash	562763	male	Sw56.B	Lavatory	560488	female
Sw16	Dash	562763	male	Sw57	WCL_Door	563543	male
Sw17	Dash	562763	male	Sw58	Engine_Cmpt	562581	male
Sw18A	LH_Console	562763	male	Sw59	Engine_Cmpt	562348	female
Sw20	Dash	562763	male	Sw63A	LH_Console	562763	male
Sw21	Dash	562763	male	Sw64.A	Service_Cmpt	560815	female
Sw24	Dash	562763	male	Sw64.B	Service_Cmpt	560815	female
Sw25	Dash	562763	male	Sw81.A	Dash	562905	male
Sw26		562763	male	Sw81.B	Dash	562905	male

CONNECTORS LIST

No	Location	Part #	Gender	No	Location	Part #	Gender
Sw82		562479	female	Sw313.C		562615	female
Sw83.A	Dash	560082	female	sym553_136.A	Compr_Door	561932	male
Sw83.B	Dash	560815	female	sym553_136.B	Compr_Door	561701	female
Sw83.C	Dash	560082	female	sym553_136.C	Compr_Door	561701	female
Sw83.D	Dash	560815	female	sym733_345		560999	male
Sw85	LH_Console	562749	male	sym740_345		560999	male
Sw94.A	WCL_Door	562403	female	sym759_345		560999	male
Sw94.B	WCL_Door	562403	female	tab69.A		562651	N/A
Sw96.A	WCL_Door	562615	female	tab70.A		562651	N/A
Sw96.B	WCL_Door	562615	female	Tab70a.A		562651	N/A
Sw96.C		562615	female	Tab70b.A		562651	N/A
Sw97.A	WCL_System	561626	female	tab71a.A		562651	N/A
Sw97.B	WCL_System	561626	female	VECF1	FJB	563186	male
Sw97.C		562615	female	VECF2	FJB	563183	male
Sw98.A	WCL_System	561626	female	VECF3	FJB	563185	male
Sw98.B	WCL_System	561626	female	VECF4	FJB	563182	male
Sw98.C		562615	female	VECF9	FJB	563448	male
Sw100A	Dash	562763	male	VECF10	FJB	563181	male
Sw102		561566	female	VECF11	FJB	563184	male
Sw109.A	1st_Lugg_LH	560079	female	VECF12	FJB	563187	male
Sw109.B	1st_Lugg_LH	560079	female	Vecr1		563716	male
Sw110.A	1st_Lugg_RH	560079	female	Vecr2		563713	male
Sw110.B	1st_Lugg_RH	560079	female	Vecr3		563715	male
Sw114.A	3rd_Lugg_RH	560079	female	VECR4		563712	male
Sw114.B	3rd_Lugg_RH	560079	female	Vecr9		563718	male
Sw115.A	Compr_Door	560079	female	Vecr10		563711	male
Sw115.B	Compr_Door	560079	female	VECR11		563714	male
Sw125.A	Service_Cmpt	561457	female	VECR12		563717	male
Sw125.B	Service_Cmpt	561457	female	Y80	Engine_Cmpt	563789	male
Sw135.A		562119	female	Y81	Cond_Cmpt	563793	male
Sw135.B		562119	female				
Sw135.C		562119	female				
Sw137	Dash	562763	male				
Sw150.A	Driver_Area	560081	female				
Sw150.B	Driver_Area	560081	female				
Sw152	Driver_Area	562471	male				
Sw153		562763	male				
Sw154		562763	male				
Sw155		562763	male				
Sw160.A		562763	male				
Sw161.A		562763	male				
Sw313.A	Lavatory	562615	female				
Sw313.B	Lavatory	562615	female				

CONNECTORS LIST

No	Location	Part #	Gender	No	Location	Part #	Gender
A1	RJB	563975	male	A44.J1	FJB	563133	male
A2	FJB	563984	male	A44.J2	FJB	563132	male
A3	Dash	562363	male	A44.J3	FJB	562957	male
A4.A	Service_Cmpt	562428	female	A45.J1	FJB	563133	male
A4.B	Service_Cmpt	561188	female	A45.J2	FJB	563132	male
A5	Service_Cmpt	562428	female	A45.J3	FJB	562957	male
A6	Engine_Cmpt	562427	male	A46.J1	FJB	563133	male
A7	Rear_Axle_Cmpt	563979	male	A46.J2	FJB	563132	male
A9.Cx1	FJB	564041	female	A46.J3	FJB	562957	male
A9.Cx2	FJB	563678	male	A47.J1	RH_Console	563133	male
A9.Cx3	FJB	564037	female	A47.J2	RH_Console	563132	male
A9.Cx4	FJB	564038	female	A47.J3	RH_Console	562957	male
A10.X1	Engine_Cmpt	563135	male	A48.J1	RH_Console	563133	male
A10.X3	Engine_Cmpt	563134	female	A48.J2	RH_Console	563132	male
A11	LH_Console	563142	male	A48.J3	RH_Console	562957	male
A14A.A	Dash	562766	male	A49.J1	RJB	562767	male
A14A.B	Dash	562767	male	A49.J2	RJB	563132	male
A14A.C	Dash	562765	male	A49.J3	RJB	562957	male
A15	Dash	562464	male	A50.J1	RJB	563133	male
A16	Front_Roof	561637	male	A50.J2	RJB	563132	male
A17	RJB	561932	male	A50.J3	RJB	562957	male
A18	FJB	562794	male	A51.J1	RJB	563133	male
A18.J2	FJB	562650	male	A51.J2	RJB	563132	male
A19	LH_Console	562878	female	A51.J3	RJB	562957	male
A20	Parcel_Rack_LH	561477	female	A52.J1	RJB	563133	male
A24	RH_Console	561889	female	A52.J2	RJB	563132	male
A24.A	RH_Console	561890	male	A52.J3	RJB	562957	male
A24.B	RH_Console	561566	female	A53.J1	RJB	563133	male
A27	Service_Cmpt	562929	male	A53.J2	RJB	563132	male
A28	Service_Cmpt	562928	male	A53.J3	RJB	562957	male
A29	Dash	562464	male	A54.J1	Evap_Cmpt	563133	male
A36.JA	FJB	562767	male	A54.J2	Evap_Cmpt	563132	male
A36.JB	FJB	562765	male	A54.J3	Evap_Cmpt	562957	male
A36.JC	FJB	562957	male	A55.J1	Dash	562767	male
A41.J1	FJB	562767	male	A55.J2	Dash	563132	male
A41.J2	FJB	563132	male	A55.J3	Dash	562957	male
A41.J3	FJB	562957	male	A81.JA	FJB	562767	male
A42.J1	FJB	562767	male	A81.JB	FJB	562765	male
A42.J2	FJB	563132	male	A81.JC	FJB	562957	male
A42.J3	FJB	562957	male	A83	FJB	565970	male
A43.J1	FJB	562767	male	A96	FJB	564073	female
A43.J2	FJB	563132	male	A97	Dash	563226	male
A43.J3	FJB	562957	male	A100	Front_Axle_Cmpt	563758	female

CONNECTORS LIST

No	Location	Part #	Gender	No	Location	Part #	Gender
A101	Rear_RH_Axle_Cmpt	563758	female	C3S	RJB	563593	male
A102	Rear_RH_Axle_Cmpt	563758	female	C3S	RJB	563590	female
A103	Dash	562070	female	C4	FJB	563580	male
A104	Dash	561606	female	C4	FJB	563581	female
A107	RJB	20393942	female	C5	FJB	563589	male
A108	RJB	562766	male	C5	FJB	563590	female
A109A	FJB	564141	male	C5S	FJB	563589	male
A130	Driver_Area	563226	male	C5S	FJB	563590	female
A131.A	Engine_Cmpt	561782	male	C6	FJB	563582	male
A131.B	Engine_Cmpt	561781	female	C6	FJB	563583	female
A137A	Cond_Cmpt	20429843	male	C7	Service_Cmpt	562566	male
A138	Cond_Cmpt	563787	male	C7	Service_Cmpt	562565	female
A139	Dash	564501	male	C8	FJB	563227	male
Alt1D.A	Engine_Cmpt	563746	female	C8	FJB	563614	female
Alt1D.B	Engine_Cmpt	560815	female	C9	RJB	561986	male
Alt1D.C	Engine_Cmpt	564469	female	C9	RJB	561987	female
Alt2D.A	Engine_Cmpt	563746	female	C10	Engine_Cmpt	562477	male
Alt2D.B	Engine_Cmpt	560815	female	C10	Engine_Cmpt	562479	female
Alt2D.C	Engine_Cmpt	564469	female	C11	Service_Cmpt	563580	male
ANT1	Front_Roof	561476	male	C11	Service_Cmpt	563581	female
ANT1	Front_Roof	561477	female	C12	Engine_Cmpt	562581	male
ANT2	Front_Roof	561476	male	C12	Engine_Cmpt	562583	female
ANT2	Front_Roof	561477	female	C13_plug	RH_Console	563589	male
ANT3	Front_Roof	561476	male	C13_socket	RH_Console	563590	female
ANT3	Front_Roof	561477	female	C13S	RH_Console	563589	male
B85	Engine_Cmpt	563815	male	C13S	RH_Console	563590	female
B96	Engine_Cmpt	563821	male	C14	RJB	561986	male
B96B	Engine_Cmpt	563823	male	C14	RJB	561987	female
B97	Engine_Cmpt	563816	male	C15	Evap_Cmpt	563580	male
B98	Engine_Cmpt	563817	male	C15	Evap_Cmpt	563581	female
B115A	Engine_Cmpt	564226	male	C16	RJB	561577	male
B142C	Cond_Cmpt	563793	male	C16	RJB	561605	female
C1	FJB	563589	male	C17	RJB	561986	male
C1	FJB	563590	female	C17	RJB	561987	female
C1S	FJB	563589	male	C18	FJB	561986	male
C1S	FJB	563590	female	C18	FJB	561987	female
C2	Service_Cmpt	563580	male	C19	RJB	561986	male
C2	Service_Cmpt	563581	female	C19	RJB	561987	female
C2A	FJB	563580	male	C20A	Evap_Cmpt	562485	male
C2A	FJB	563581	female	C20A	Evap_Cmpt	562486	female
C3_plug	RJB	563589	male	C20B	Evap_Cmpt	562485	male
C3_socket	RJB	563590	female				

CONNECTORS LIST

No	Location	Part #	Gender	No	Location	Part #	Gender
C20B	Evap_Cmpt	562486	female	C45	FJB	561643	male
C21	RJB	562285	male	C45	FJB	561642	female
C21	RJB	562282	female	C46	3rd_Lugg_Cmpt	562549	male
C22	RJB	561847	male	C46	3rd_Lugg_Cmpt	562550	female
C22	RJB	561862	female	C48	Service_Cmpt	561690	male
C23	Evap_Cmpt	561847	male	C48	Service_Cmpt	561566	female
C23	Evap_Cmpt	561862	female	C49	FJB	562005	male
C24_plug	Evap_Cmpt	561690	male	C49	FJB	561714	female
C24_socket	Evap_Cmpt	561566	female	C50	RJB	561782	male
C25	Parcel_Rack_LH	561550	male	C50	RJB	561781	female
C25	Parcel_Rack_LH	561667	female	C51	Engine_Cmpt	561932	male
C25A	Parcel_Rack_LH	561550	male	C51	Engine_Cmpt	560933	female
C25A	Parcel_Rack_LH	561667	female	C54	Engine_Cmpt	563580	male
C26	Cond_Cmpt	563580	male	C54	Engine_Cmpt	563581	female
C26	Cond_Cmpt	563581	female	C55	Evap_Cmpt	561577	male
C27	RJB	562284	male	C55	Evap_Cmpt	561605	female
C27	RJB	562281	female	C56	Parcel_Rack_LH	562557	male
C29	3rd_Lugg_Cmpt	563651	male	C56	Parcel_Rack_LH	562558	female
C29	3rd_Lugg_Cmpt	563652	female	C57	Parcel_Rack_RH	561986	male
C30	3rd_Lugg_Cmpt	561710	male	C57	Parcel_Rack_RH	561987	female
C30	3rd_Lugg_Cmpt	561709	female	C58	Cond_Cmpt	564567	male
C31	3rdLugg_Cmpt	561734	male	C58	Cond_Cmpt	564568	female
C31	3rdLugg_Cmpt	561735	female	C59	RJB	561643	male
C32	lavatory	561734	male	C59	RJB	561642	female
C32	Lavatory	561735	female	C60	RJB	561986	male
C32W	3rd_Lugg_Cmpt	561515	male	C60	RJB	561987	female
C32W	3rd_Lugg_Cmpt	561552	female	C61	Fr_Service_Door	561669	male
C34	RH_Console	561986	male	C61	Fr_Service_Door	561670	female
C34	RH_Console	561987	female	C62	Fr_Service_Door	562566	male
C36	FJB	561986	male	C62	Fr_Service_Door	562565	female
C36	FJB	561987	female	C63	Entrance_Door	562477	male
C37	Parcel_Rack_LH	562557	male	C63	Entrance_Door	562479	female
C37	Parcel_Rack_LH	562558	female	C64	Engine_Cmpt	563580	male
C38	Parcel_Rack_RH	562555	male	C64	Engine_Cmpt	563581	female
C38	Parcel_Rack_RH	562556	female	C65	Service_Cmpt	562485	male
C40	Dash	562485	male	C65	Service_Cmpt	562486	female
C40	Dash	562486	female	C66_plug	Evap_Cmpt	561577	male
C41	RJB	561782	male	C66_socket	Evap_Cmpt	561605	female
C41	RJB	561781	female	C67	Parcel_Rack_LH	561247	male
C42	FJB	561668	male	C67	Parcel_Rack_LH	561248	female
C42	FJB	561551	female	C68	Parcel_Rack_LH	561643	male
C44_plug	FJB	561577	male	C68	Parcel_Rack_LH	561642	female
C44_socket	FJB	561605	female	C70	FJB	561646	male

CONNECTORS LIST

No	Location	Part #	Gender	No	Location	Part #	Gender
C71	FJB	561646	male	C86	4rd_Lugg_Cmpt	562583	female
C71	FJB	561645	female	C87	Engine_Cmpt	562485	male
C72	FJB	561646	male	C87	Engine_Cmpt	562486	female
C72	FJB	561645	female	C88	FJB	562485	male
C73	FJB	563226	male	C88	FJB	562486	female
C73	FJB	563613	female	C91	RJB	562285	male
C74	FJB	561645	female	C91	RJB	562282	female
C74	FJB	561646	male	C94_plug	FJB	563589	male
C75_plug	Parcel_Rack_RH	562557	male	C94_socket	FJB	563590	female
C75_socket	Parcel_Rack_RH	562558	female	C96	FJB	561643	male
C76	Parcel_Rack	561577	male	C96	FJB	561642	female
C76	Parcel_Rack	561605	female	C97	FJB	561640	male
C77	FJB	561577	male	C97	FJB	561639	female
C77	FJB	561605	female	C99_plug	RJB	563589	male
C78	Engine_Cmpt	561690	male	C99_socket	RJB	563590	female
C78	Engine_Cmpt	561566	female	C100	Evap_Cmpt	563589	male
C79	FJB	560898	male	C100	Evap_Cmpt	563590	female
C79	FJB	560900	female	C100S	Evap_Cmpt	563589	male
C79A	FJB	560898	male	C100S	Evap_Cmpt	563590	female
C79A	FJB	560900	female	C101	Service_Cmpt	561690	male
C80	FJB	560898	male	C101	Service_Cmpt	561566	female
C80	FJB	560900	female	C102A	Cond_Cmpt	563226	male
C80A	FJB	560898	male	C102A	Cond_Cmpt	563613	female
C80A	FJB	560900	female	C103_plug	FJB	562485	male
C80B	FJB	560898	male	C103_socket	FJB	562486	female
C80B	FJB	560900	female	C105_plug	FJB	562581	male
C81	1st_Lugg_Cmpt	562477	male	C105_socket	FJB	562583	female
C81	1st_Lugg_Cmpt	562479	female	C106_plug	FJB	562581	male
C82	1st_Lugg_Cmpt	562477	male	C106_socket	FJB	562583	female
C82	1st_Lugg_Cmpt	562479	female	C112	RJB	562284	male
C83	2nd_Lugg_Cmpt	562477	male	C112	RJB	562281	female
C83	2nd_Lugg_Cmpt	562479	female	C119	Rear_Engine_Door	561607	male
C84	2nd_Lugg_Cmpt	562581	male	C119	Rear_Engine_Door	561606	female
C84	2nd_Lugg_Cmpt	562583	female	C120	Rear_Engine_Door	561607	male
C85	4rd_Lugg_Cmpt	562581	male	C120	Rear_Engine_Door	561606	female
C85	2nd_Lugg_Cmpt	562583	female	C144	RJB	560852	male
C86	4rd_Lugg_Cmpt	562581	male				

CONNECTORS LIST

No	Location	Part #	Gender	No	Location	Part #	Gender
C144	RJB	560851	female	C242	Service_Cmpt	562789	male
C152	Cond_Cmpt	561611	male	C242	Service_Cmpt	565131	female
C152	Cond_Cmpt	561610	female	C243	Service_Cmpt	562789	male
C158	Cond_Cmpt	562477	male	C243	Service_Cmpt	565131	female
C158	Cond_Cmpt	562479	female	C246	Mirror_LH	564512	male
C170	LH_Console	561637	male	C246	Mirror_LH	564513	female
C170	LH_Console	561636	female	C250	Parcel_Rack	564208	male
C171	LH_Console	561646	male	C251	Driver_Area	562549	male
C171	LH_Console	561645	female	C251	Driver_Area	562550	female
C172	Service_Cmpt	561640	male	C269	Mirror_RH	564512	male
C172	Service_Cmpt	561638	female	C269	Mirror_RH	564513	female
C193_plug	RJB	563589	male	C270	Mirror_RH	564512	male
C193_socket	RJB	563590	female	C270	Mirror_RH	564513	female
C194	FJB	563589	male	C279	Service_Cmpt	562477	male
C194	FJB	563590	female	C279	Service_Cmpt	562479	female
C206	Parcel_Rack_RH	562503	male	C280	Parcel_Rack	562549	male
C206	Parcel_Rack_RH	562507	female	C280	Parcel_Rack	562550	female
C206A	Parcel_Rack_RH	562503	male	C290	Rear_Vehicle	562477	male
C206A	Parcel_Rack_RH	562507	female	C290	Rear_Vehicle	562479	female
C207	Parcel_Rack_LH	562503	male	C330	FJB	561690	male
C207	Parcel_Rack_LH	562507	female	C330	FJB	561566	female
C207A	Parcel_Rack_LH	562503	male	C333_plug	Dash	560898	male
C207A	Parcel_Rack_LH	562507	female	C333_socket	Dash	560900	female
C209_plug	Parcel_Rack_RH	562503	male	C355	RJB	563582	male
C209_socket	Parcel_Rack_RH	562507	female	C355	RJB	565887	female
C212	Parcel_Rack_LH	561515	male	C356	Parcel_Rack	561695	male
C212	Parcel_Rack_LH	561552	female	C356	Parcel_Rack	561693	female
C213	Parcel_Rack_LH	561515	male	C380A	Dash	564222	male
C213	Parcel_Rack_LH	561552	female	C380A	Dash	564224	female
C222	FJB	562477	male	C381	Parcel_Rack	561847	male
C222	FJB	562479	female	C381	Parcel_Rack	561862	female
C223	FJB	563227	male	C382	Under_Seat	561580	male
C223	FJB	563614	female	C382	Under_Seat	561582	female
C224	FJB	561637	male	C397	RJB	562285	male
C224	FJB	561636	female	C397	RJB	562282	female
C225	FJB	562650	male	C426	Engine_Cmpt	561611	male
C225	FJB	562649	female	C426	Engine_Cmpt	561610	female
C226	FJB	562650	male	C430	LH_Console	562363	male
C226	FJB	562649	female	C430	LH_Console	561188	female

CONNECTORS LIST

No	Location	Part #	Gender	No	Location	Part #	Gender
C452	Dash	561669	male	C584.A	Parcel_Rack_LH	560908	female
C452	Dash	561670	female	C584.B	Parcel_Rack_LH	560908	female
C463	Rear_Axle_Cmpt	562570	female	C584A	Parcel_Rack_LH	562006	male
C463	Rear_Axle_Cmpt	562571	male	C584A	Parcel_Rack_LH	560908	female
C464A	RJB	564222	male	C601	LHRoofWinAjar	561476	male
C464A	RJB	564224	female	C601	LHRoofWinAjar	561477	female
C506	FJB	561687	male	C603	RHRoofWinAjar	561476	male
C506	FJB	561685	female	C603	RHRoofWinAjar	561477	female
C575	Parcel_Rack_RH	562503	male	C611_plug	Parcel_Rack_RH	562557	male
C575	Parcel_Rack_RH	562507	female	C611_socket	Parcel_Rack_RH	562558	female
C576	Parcel_Rack_RH	561550	male	C612_plug	Parcel_Rack_RH	562555	male
C576	Parcel_Rack_RH	561667	female	C612_socket	Parcel_Rack_RH	562556	female
C576B	Parcel_Rack_RH	562006	male	C613_plug	Parcel_Rack_RH	561550	male
C576B	Parcel_Rack_RH	560908	female	C613_socket	Parcel_Rack_RH	561667	female
C576BB	Parcel_Rack_LH	562006	male	C614	Passenger_Area	563071	male
C576BB	Parcel_Rack_LH	560908	female	C614	Passenger_Area	563040	female
C576C	Parcel_Rack_RH	562006	male	C615	Passenger_Area	563071	male
C576C	Parcel_Rack_RH	560908	female	C615	Passenger_Area	563040	female
C577	Parcel_Rack_LH	561550	male	C617	Mirror_LH	563801	male
C577	Parcel_Rack_LH	561667	female	C617	Mirror_LH	563800	female
C577A	Parcel_Rack	562006	male	C618	Mirror_RH	563801	male
C577A	Parcel_Rack	560908	female	C618	Mirror_RH	563800	female
C577AA	Parcel_Rack_RH	562006	male	C717	RJB	561646	male
C577AA	Parcel_Rack_RH	560908	female	C717	RJB	561645	female
C577B	Parcel_Rack	562006	male	C777	Dash	562477	male
C577B	Parcel_Rack	560908	female	C777	Dash	562479	female
C578	Parcel_Rack_LH	562503	male	C_4CWcl_plug	Parcel_Rack_LH	561626	female
C578	Parcel_Rack_LH	562507	female	C_4CWcl_socket	Parcel_Rack_LH	561904	female
C582	FJB	561690	female	C_ALT1	Engine_Cmpt	562477	male
C582	FJB	561566	female	C_ALT1	Engine_Cmpt	562479	female
C583.A	Parcel_Rack_RH	560908	female	C_ALT2	Engine_Cmpt	562477	male
C583.B	Parcel_Rack_RH	560908	female	C_ALT2	Engine_Cmpt	562479	female
C583A	Parcel_Rack_RH	562006	male	C_Foot	Driver_Area	563347	male
C583A	Parcel_Rack_RH	560908	female	C_Foot	Driver_Area	563180	female

CONNECTORS LIST

No	Location	Part #	Gender	No	Location	Part #	Gender
C_PRL_FAN	Evap_Cmpt	563409	male	CDVR1	Parcel_Rack_RH	561987	female
C_PRL_FAN	Evap_Cmpt	563410	female	CDVR2	Parcel_Rack_RH	561713	male
C_PRR_FAN	Luggage_Cmpt	563409	male	CDVR2	Parcel_Rack_RH	561714	female
C_PRR_FAN	Luggage_Cmpt	563410	female	CEVENT	RH_Console	561637	male
CA	Parcel_Rack_LH	561637	male	CEVENT	RH_Console	561635	female
CA	Parcel_Rack_LH	561635	female	CF93	RJB	562350	male
CCAM1	Front_Roof_Int	561476	male	CF93	RJB	563764	female
CCAM1	Front_Roof_Int	561477	female	CFHF1	FJB	564560	male
CCAM2	Front_Roof_Int	561476	male	CFHAC	Evap_Cmpt	564238	male
CCAM2	Front_Roof_Int	561477	female	CIND-1	Parcel_Rack_LH	562006	male
CCAM3	Front_Roof_Int	561476	male	CIND-1	Parcel_Rack_LH	560908	female
CCAM3	Front_Roof_Int	561477	female	CIND-2	Parcel_Rack_LH	562006	male
CCAM4	Midium_Roof_Int	561476	male	CIND-2	Parcel_Rack_LH	560908	female
CCAM4	Midium_Roof_Int	561477	female	CINDWC-1	Parcel_Rack_LH	562006	male
CCAM5	Midium_Roof_Int	561476	male	CINDWC-1	Parcel_Rack_LH	560908	female
CCAM5	Midium_Roof_Int	561477	female	CINDWC-2	Parcel_Rack_LH	562006	male
CCAM6	Midium_Roof_Int	561476	male	CINDWC-2	Parcel_Rack_LH	560908	female
CCAM6	Midium_Roof_Int	561477	female	CL1	Service_Cmpt	562485	male
CCAM7	Rr_Roof_Int	561476	male	CL1	Service_Cmpt	562486	female
CCAM7	Rr_Roof_Int	561477	female	CMIC	Center_Front	561476	male
CCAM9	Front_Roof_Int	561476	male	CMIC	Center_Front	561477	female
CCAM9	Front_Roof_Int	561477	female	CMo5	Parcel_Rack_LH	561515	male
CCAM10	Rr_Roof_Int	561476	male	CMo5	Parcel_Rack_LH	561552	female
CCAM10	Rr_Roof_Int	561477	female	CMO11	Parcel_Rack_RH	561515	male
CCust	Parcel_Rack_Fr_WCL	562477	male	CMO11	Parcel_Rack_RH	561552	female
CCust	RJB	562479	female	CMOT	Center_Front	561476	male
CDIR-1.A	Parcel_Rack_Fr_WCL	560908	male	CMOT	Center_Front	561477	female
CDIR-1.B	Parcel_Rack_Fr_WCL	560908	female	CP1	Passenger_Area	561782	male
CDIR-2.A	Parcel_Rack_Fr_WCL	560908	female	CP1	Passenger_Area	561781	female
CDIR-2.B	Parcel_Rack_Fr_WCL	560908	female	CP2	Passenger_Area	561782	male
CDIRWC-1	Parcel_Rack_Rr_WCL	562006	male	CP2	Passenger_Area	561781	female
CDIRWC-1	Parcel_Rack_Rr_WCL	560908	female	CP3	Passenger_Area	561782	male
CDIRWC-2	Parcel_Rack_Rr_WCL	562006	female	CP3	Passenger_Area	561781	female
CDIRWC-2	Parcel_Rack_Rr_WCL	560908	female	CP4	Passenger_Area	561782	male
CDVR	Parcel_Rack_RH	562555	female	CP4	Passenger_Area	561781	female
CDVR	Parcel_Rack_RH	562556	female	CP5	Passenger_Area	561782	male
CDVR1	Parcel_Rack_RH	561986	male				

CONNECTORS LIST

No	Location	Part #	Gender	No	Location	Part #	Gender
CP5	Passenger_Area	561781	female	L26.A	Front_Roof	561608	female
CR1	RJB	561247	male	L26.B	Front_Roof	562286	male
CR1	RJB	561248	female	L27.A	Front_Roof	561608	female
CSe79	Service_Cmpt	561782	male	L27.B	Front_Roof	562286	male
CSe79	Service_Cmpt	561781	female	L30A.A	Rear_Vehicule	560898	male
CSe80	RJB	561782	male	L30B.A	Rear_Vehicule	560898	male
CSe80	RJB	561781	female	L59	Out_Side_Front_RH	562623	male
CSw153	Service_Cmpt	561690	male	L59B	Out_Side_Front_RH	562623	male
CSw153	Service_Cmpt	561566	female	L60	Out_Side_Front_LH	562623	male
CSX1	Engine_Cmpt	563135	male	L60B	Out_Side_Front_LH	562623	male
CSX1	Engine_Cmpt	563134	female	L61	Out_Side_Front_RH	562601	male
CSX3	Engine_Cmpt	563135	male	L62	Out_Side_Front_LH	562601	male
CSX3	Engine_Cmpt	563134	female	L63	Front_Side_LH	562155	male
CT2	Engine_Cmpt	563226	male	L64	Outside_Front_RH	562155	male
CT2	Engine_Cmpt	563613	female	L65	Outside_Front_LH	562155	male
CT3	Rear_Vehicle	563224	male	L66	Out_Side_Front_LH	562155	male
CXC1	Service_Cmpt	562477	male	L67	4rd_Lugg_Cmpt	562155	male
CXC1	Service_Cmpt	562479	female	L68	4rd_Lugg_Cmpt	562155	male
EIA	Engine_Cmpt	563739	male	L69	4rd_Lugg_Cmpt	562155	male
FUSE_BOX_3.A	Parcel_Rack	562610	male	L70	4rd_Lugg_Cmpt	562155	male
FUSE_BOX_3.B	Parcel_Rack	562610	male	L71	Rear_Engine_Door	562601	male
FUSE_BOX_4.A	Parcel_Rack	562610	male	L72	Rear_Vehicle	562155	male
FUSE_BOX_4.B	Parcel_Rack	562610	male	L73	Rear_Vehicle	562601	male
FUSE_BOX_5.A	Parcel_Rack	562610	male	L74	Rear_Vehicle	562155	male
FUSE_BOX_5.B	Parcel_Rack	562610	male	L75	Rear_Vehicle	562155	male
L1A	Engine_Cmpt	564045	female	L76	Rear_Engine_Door	562155	male
L16	Front_Roof	562803	male	L77	Rear_Engine_Door	562601	male
L17	Front_Roof	562803	male	L78	Rear_Engine_Door	562601	male
L18	Entrance_Door	562549	male	L79	Rear_Engine_Door	562601	male
L19	Entrance_Door	562549	male	L81.A	Rear_Vehicle	562835	female
L20	Entrance_Door	562549	male	L81.B	Rear_Vehicle	562834	male
L20A	Entrance_Door_Step	562549	male	L82	Rear_Engine_Door	562348	female
L21.A	Front_Roof	561608	female	L83	Rear_Engine_Door	562348	female
L21.B	Front_Roof	562286	male	L84.A	Rear_Roof	561608	female
L22.A	Front_Roof	561608	female	L84.B	Rear_Roof	562286	male
L22.B	Front_Roof	562286	male	L85.A	Rear_Roof	561608	female
L23.A	Front_Roof	561608	female	L85.B	Rear_Roof	562286	male
L23.B	Front_Roof	562286	male	L86.A	Rear_Roof	561608	female
L24.A	Front_Roof	561608	female	L86.B	Rear_Roof	562286	male
L24.B	Front_Roof	562286	male	L87.A	Rear_Roof	561608	female
L25.A	Front_Roof	561608	female	L87.B	Rear_Roof	562286	male
L25.B	Front_Roof	562286	male	L88.A	Rear_Roof	561608	female

CONNECTORS LIST

No	Location	Part #	Gender	No	Location	Part #	Gender
L88.B	Rear_Roof	562286	male	L157.B	Parcel_Rack_LH	562505	female
L89.A	Rear_Roof	561608	female	L158.A	Parcel_Rack_LH	562756	male
L89.B	Rear_Roof	562286	male	L158.B	Parcel_Rack_LH	562505	female
L90.A	Rear_Roof	561608	female	L173	Engine_Cmpt	563590	female
L90.B	Rear_Roof	562286	male	L174	Engine_Cmpt	563590	female
L91	Rear_Engine_Door	562755	male	L176	3rd_Lugg_Cmpt	561247	male
L92	Rear_Engine_Door	562755	male	L177	3rd_Lugg_Cmpt	561247	male
L95	Outside_Front_LH	562902	female	L180	2nd_Lugg_Cmpt	561247	male
L96	Outside_Front_RH	562902	female	L181	2nd_Lugg_Cmpt	561247	male
L97.A	Outside_Front_LH	563069	female	L182	1st_Lugg_Cmpt	561247	male
L97.B	Outside_Front_LH	563069	female	L183	1st_Lugg_Cmpt	561247	male
L98.A	Entrance_Door	563069	female	L184	Service_Cmpt	561247	male
L98.B	Outside_Front_RH	563069	female	L185.A	Service_Cmpt	562651	female
L140	Lavatory	561247	male	L185.B	Service_Cmpt	562290	female
L142	Lavatory	562803	male	L187	Engine_Cmpt	561690	male
L142A	Lavatory	562803	male	L188	Service_Cmpt	562486	female
L144.A	Parcel_Rack_LH	562756	male	L193.A	Dash	560488	female
L144.B	Parcel_Rack_LH	562505	female	L193.B	Dash	560488	female
L145.A	Parcel_Rack_LH	562756	male	L194.A	Dash	562019	female
L145.B	Parcel_Rack_LH	562505	female	L194.B	Dash	560488	female
L146.A	Parcel_Rack_LH	562756	male	L195.A	Dash	560488	female
L146.B	Parcel_Rack_LH	562505	female	L195.B	Dash	560488	female
L147.A	Parcel_Rack_LH	562756	male	L199	Engine_Cmpt	562471	male
L147.B	Parcel_Rack_LH	562505	female	L203	RH_Console	561690	male
L148.A	Parcel_Rack_LH	562756	male	L204	Parcel_Rack_RH	562803	male
L148.B	Parcel_Rack_LH	562505	female	L205	Engine_Cmpt	562485	male
L149.A	Parcel_Rack_LH	562756	male	L206	Parcel_Rack_RH	562803	male
L149.B	Parcel_Rack_LH	562505	female	L207.A	3rd_Lugg_Cmpt	561699	female
L150.A	Parcel_Rack_LH	562756	male	L207.B	3rd_Lugg_Cmpt	561699	female
L150.B	Parcel_Rack_LH	562505	female	L207.C	3rd_Lugg_Cmpt	561701	female
L151.A	Parcel_Rack_LH	562756	male	L207.D	3rd_Lugg_Cmpt	561699	female
L151.B	Parcel_Rack_LH	562505	female	L207.E	3rd_Lugg_Cmpt	561701	female
L152.A	Parcel_Rack_LH	562756	male	L207.F	3rd_Lugg_Cmpt	561699	female
L152.B	Parcel_Rack_LH	562505	female	L207.G	3rd_Lugg_Cmpt	561699	female
L153.A	Parcel_Rack_LH	562756	male	L207.H	3rd_Lugg_Cmpt	560926	female
L153.B	Parcel_Rack_LH	562505	female	L207.I	3rd_Lugg_Cmpt	560926	female
L154.A	Parcel_Rack_LH	562756	male	L243.A	Parcel_Rack_RH	562756	male
L154.B	Parcel_Rack_LH	562505	female	L243.B	Parcel_Rack_RH	562505	female
L155.A	Parcel_Rack_LH	562756	male	L244.A	Parcel_Rack_RH	562756	male
L155.B	Parcel_Rack_LH	562505	female	L244.B	Parcel_Rack_RH	562505	female
L156.A	Parcel_Rack_LH	562756	male	L245.A	Parcel_Rack_RH	562756	male
L156.B	Parcel_Rack_LH	562505	female	L246.A	Parcel_Rack_RH	562756	male
L157.A	Parcel_Rack_LH	562756	male	L247.A	Parcel_Rack_RH	562756	male

CONNECTORS LIST

No	Location	Part #	Gender	No	Location	Part #	Gender
L248.A	Parcel_Rack_RH	562756	male	Mo22	RH_Console	561186	male
L248.B	Parcel_Rack_RH	562505	female	Mo24	RH_Console	562348	female
L249.A	Parcel_Rack_RH	562756	male	Mo25	RH_Console	562348	female
L249.B	Parcel_Rack_RH	562505	female	Mo27	Cond_Cmpt	563691	male
L250.A	Parcel_Rack_RH	562756	male	Mo28	Cond_Cmpt	563691	male
L250.B	Parcel_Rack_RH	562505	female	Mo29	RJB	563590	female
L251.A	Parcel_Rack_RH	562756	male	Mo30	Compr_Door	564161	male
L252.A	Parcel_Rack_RH	562756	male	Mo35	3rd_Lugg_Door	564161	male
L253.A	Parcel_Rack_RH	562756	male	Mo54	Service_Cmpt	562474	male
L254.A	Parcel_Rack_RH	562756	male	P_In1	Passenger_Area	561782	male
L255.A	Parcel_Rack_RH	562756	male	P_In1	Passenger_Area	561781	female
L256.A	Parcel_Rack_RH	562756	male	P_Out1	Passenger_Area	561782	male
L257.A	Parcel_Rack_RH	562756	male	P_Out1	Passenger_Area	561781	female
L282	Engine_Cmpt	561690	male	P_Out2	Passenger_Area	561782	male
L283	Service_Cmpt	562485	male	P_Out2	Passenger_Area	561781	female
L285.A	Rear_Vehicle	562835	female	P_Out3	Passenger_Area	561782	male
L285.B	Rear_Vehicle	562834	male	P_Out3	Passenger_Area	561781	female
L286.A	Rear_Vehicle	562835	female	PF1	Passenger_Area	561782	male
L286.B	Rear_Vehicle	562834	male	PF1	Passenger_Area	561781	female
L292.A	Parcel_Rack_RH	562756	male	PLUG1	Behind_Lavatory	561932	male
L292.B	Parcel_Rack_RH	562505	female	PLUG1	Behind_Lavatory	560933	female
L298	Engine_Cmpt	563590	female	PLUG2	Behind_Lavatory	561932	male
L299	Engine_Cmpt	563590	female	PLUG2	Behind_Lavatory	560933	female
L313	Rr_Roof	562549	male	Pot1.A	Dash	560488	female
L350A.A	Rr_Axle_Cmpt	564552	male	Pot1.B	Dash	560488	female
L350A.B	Rr_Axle_Cmpt	563340	male	Pot1.C	Dash	560488	female
L350A.C	Rr_Axle_Cmpt	562251	male	PR1	Passenger_Area	561782	male
Mo3	Dash	561667	female	PR1	Passenger_Area	561781	female
Mo4	Dash	562076	male	R3	RJB	563409	male
Mo5	Front_Roof	561515	male	R4	FJB	564496	male
Mo7	Cond_Cmpt	563691	male	R5	RJB	564496	male
Mo8	Cond_Cmpt	563691	male	R10	Evap_Cmpt	563409	male
Mo10	Parcel_Rack_LH	561515	male	R12	Evap_Cmpt	563409	male
Mo12	Engine_Cmpt	561690	male	R17	RJB	564210	male
Mo13	Engine_Cmpt	561690	female	R18	FJB	564210	male
Mo14	Engine_Cmpt	561566	female	R19	FJB	564210	male
Mo15	Front_Ceiling	560900	female	R20	RJB	564496	male
Mo16	Front_Ceiling	560900	female	R23	RH_Console	564496	male
Mo17	RH_Console	563626	male	R26	Evap_Cmpt	564496	male
Mo19	Fr_Service_Door	562474	male	R29	RJB	563409	male
Mo20	Fr_Service_Door	562474	male	R30	RJB	564496	male

CONNECTORS LIST

No	Location	Part #	Gender	No	Location	Part #	Gender
R31	RJB	564496	male	Se29	Engine_Cmpt	561566	female
R32	RJB	564496	male	Se30	Engine_Door	562877	female
R33	RJB	564496	male	Se31	Compr_Door	562877	female
R34	RJB	564210	male	Se32	Rear_Axle_Cmpt	563057	male
R39	FJB	564496	male	Se33	Rear_Axle_Cmpt	562856	male
R40	RJB	564496	male	Se34	Rear_Axle_Cmpt	563057	male
R41	FJB	564496	male	Se35	Rear_Axle_Cmpt	563057	male
R42	FJB	564496	male	Se36	Rear_Axle_Cmpt	563629	female
R43	FJB	564496	male	Se37	Front_Axle_LH	641132	female
R47	WCL_System	564496	male	Se38	Front_Axle_RH	641132	female
Res3.A	RJB	563590	female	Se39	Rear_Axle_LH	641132	female
Res4	FJB	563590	female	Se40	Rear_Axle_LH	641132	female
Res6	FJB	563590	female	Se45.A	Service_Cmpt	563409	male
Res7	FJB	563590	female	Se46	Rear_Axle_Cmpt	562348	female
Res15	Engine_Cmpt	561782	male	Se53	Service_Cmpt	563159	female
Res31	Cond_Cmpt	562350	male	Se54	Service_Cmpt	563159	female
Res32	Cond_Cmpt	563764	female	Se55	Service_Cmpt	563159	female
Res53.A	Dash	563590	female	Se60	Service_Cmpt	563409	male
Se4	Window_RH	561477	female	Se62	WCL_System	561690	male
Se5	Window_RH	561477	female	Se63	Rear_Axle_Cmpt	641132	female
Se6	Window_RH	561477	female	Se64	Rear_Axle_Cmpt	641132	female
Se7	Window_LH	561477	female	Se65	Dash	564042	female
Se8	Window_LH	561477	female	Se67	Front_Axle_Cmpt	563159	female
Se9	Window_LH	561477	female	Se69	Front_Axle_Cmpt	563159	female
Se10	Window_LH	561477	female	Se74	Rear_Axle_Cmpt	563340	male
Se11.A	Cond_Cmpt	564460	female	Se75	Service_Cmpt	563159	female
Se11.B	Cond_Cmpt	564460	female	Se79	Front_Axle	563340	male
Se11.C	Cond_Cmpt	564460	female	Se80	Rear_Axle	563159	female
Se13	Engine_Cmpt	562350	male	Se100	WCL_Door	562479	female
Se14.A	Driver_Area	561782	male	So3	RH_Console	641385	male
Se14.B	Driver_Area	561781	female	So4	RH_Console	641385	male
Se15	RH_Console	560898	male	So5	RH_Console	641385	male
Se17	RH_Console	560900	female	So6	RH_Console	641385	male
Se18.A	Service_Cmpt	560815	female	So7	Service_Cmpt	561566	female
Se18.B	Service_Cmpt	560815	female	So8	Service_Cmpt	563204	female
Se19	Service_Cmpt	563677	male	So9	Engine_Cmpt	561566	female
Se19A	Service_Cmpt	563677	male	So10.A	Cond_Cmpt	562485	male
Se20	Evap_Cmpt	562426	male	So11	Cond_Cmpt	561566	female
Se20B	Service_Cmpt	562426	male	So13	Evap_Cmpt	563204	female
Se21	Dash	561248	female	So14	Service_Cmpt	641385	male
Se23	Engine_Cmpt	563159	male	So15	Service_Cmpt	641385	male
Se24	Engine_Cmpt	563159	male	So16	Service_Cmpt	641385	male
Se25	Passenger_Area	561248	female	So17	Service_Cmpt	641385	male

CONNECTORS LIST

No	Location	Part #	Gender	No	Location	Part #	Gender
So20	Service_Cmpt	641385	male	Spk14_R	Parcel_Rack_RH	563994	male
So21	Front_Axle_Cmpt	564046	female	Spk15_L	Parcel_Rack_LH	563994	male
So22	Front_Axle_Cmpt	564046	female	Spk15_R	Parcel_Rack_RH	563994	male
So23	Rear_Axle_Cmpt	564046	female	Spk16_L	Parcel_Rack_LH	563994	male
So24	Rear_Axle_Cmpt	564046	female	Spk16_R	Parcel_Rack_RH	563994	male
So26	Service_Cmpt	562848	male	Sub1.A	Passenger_Area	564004	female
So27	Rear_Axle_Cmpt	564045	female	Sub2.A	Passenger_Area	564004	female
So50	Rear_Axle_Cmpt	564046	female	Sw1.C258	Driver_Area	561188	female
So53	Rear_Axle_Cmpt	641385	male	Sw1.C259	Driver_Area	561186	male
So54	Engine_Cmpt	564045	female	Sw2	Dash	562763	male
So56	Rear_Axle_Cmpt	562350	male	Sw3	Dash	562763	male
So57	Engine_Cmpt	562350	male	Sw4	Dash	562763	male
spBar4	Engine_Cmpt	564135	male	Sw6	Dash	562763	male
spBar5	Engine_Cmpt	564135	male	Sw10A	LH_Console	562763	male
spBar7	Engine_Cmpt	564135	male	Sw11A	LH_Console	562763	male
spBar10	Engine_Cmpt	564135	male	Sw12	Dash	562763	male
Spk1_L	Parcel_Rack_LH	563994	male	Sw14	Dash	562763	male
Spk1_R	Parcel_Rack_RH	563994	male	Sw16	Dash	562763	male
Spk2_L	Parcel_Rack_LH	563994	male	Sw17	Dash	562763	male
Spk2_R	Parcel_Rack_RH	563994	male	Sw18A	LH_Console	562763	male
Spk3_L	Parcel_Rack_LH	563994	male	Sw20	Dash	562763	male
Spk3_R	Parcel_Rack_RH	563994	male	Sw21	Dash	562763	male
Spk4_L	Parcel_Rack_LH	563994	male	Sw24	Dash	562763	male
Spk4_R	Parcel_Rack_RH	563994	male	Sw25	Dash	562763	male
Spk5_L	Parcel_Rack_LH	563994	male	Sw26	Dash	562763	male
Spk5_R	Parcel_Rack_RH	563994	male	Sw27	Dash	562763	male
Spk6_L	Parcel_Rack_LH	563994	male	Sw29	Dash	562763	male
Spk6_R	Parcel_Rack_RH	563994	male	Sw30	RJB	562348	female
Spk7_L	Parcel_Rack_LH	563994	male	Sw31.A	WCL_Door	563543	male
Spk7_R	Parcel_Rack_RH	563994	male	Sw32	Dash	561477	female
Spk8_L	Parcel_Rack_LH	563994	male	Sw33	Dash	561476	male
Spk8_R	Parcel_Rack_RH	563994	male	Sw34	Outside_Front_RH	562477	male
Spk9_L	Parcel_Rack_LH	563994	male	Sw35	LH_Console	562763	male
Spk9_R	Parcel_Rack_RH	563994	male	Sw38	LH_Console	562763	male
Spk10_L	Parcel_Rack_LH	563994	male	Sw40	LH_Console	561690	male
Spk10_R	Parcel_Rack_RH	563994	male	Sw41	LH_Console	562749	male
Spk11_L	Parcel_Rack_LH	563994	male	Sw42	Lugg_Cmpt	561636	female
Spk11_R	Parcel_Rack_RH	563994	male	Sw43	LH_Console	561690	male
Spk12_L	Parcel_Rack_LH	563994	male	Sw44.A	Service_Cmpt	562403	female
Spk12_R	Parcel_Rack_RH	563994	male	Sw44.B	Service_Cmpt	562403	female
Spk13_L	Parcel_Rack_LH	563994	male	Sw45	3rd_Lugg_Cmpt	562403	female
Spk13_R	Parcel_Rack_RH	563994	male	Sw45.B	3rd_Lugg_Cmpt	562403	female
Spk14_L	Parcel_Rack_LH	563994	male	Sw46.A	3rd_Lugg_Cmpt	562403	female

CONNECTORS LIST

No	Location	Part #	Gender	No	Location	Part #	Gender
Sw46.B	3rd_Lugg_Cmpt	562403	female	Sw102	RJB	561566	female
Sw49.A	2nd_Lugg_Cmpt	562403	female	Sw109.A	1st_Lugg_LH	560079	female
Sw49.B	2nd_Lugg_Cmpt	562403	female	Sw109.B	1st_Lugg_LH	560079	female
Sw50.A	2nd_Lugg_Cmpt	562403	female	Sw110.A	1st_Lugg_RH	560079	female
Sw50.B	2nd_Lugg_Cmpt	562403	female	Sw110.B	1st_Lugg_RH	560079	female
Sw51.A	1st_Lugg_Cmpt	562403	female	Sw114.A	3rd_Lugg_RH	560079	female
Sw51.B	1st_Lugg_Cmpt	562403	female	Sw114.B	3rd_Lugg_RH	560079	female
Sw52	1st_Lugg_Cmpt	562403	female	Sw115.A	Compr_Door	560079	female
Sw52.B	1st_Lugg_Cmpt	562403	female	Sw115.B	Compr_Door	560079	female
Sw54.A	Lavatory	562835	female	Sw125.A	Service_Cmpt	561457	female
Sw54.B	Lavatory	562834	male	Sw125.B	Service_Cmpt	561457	female
Sw55.A	Lavatory	560488	female	Sw135.A	WCL_Sust	562119	female
Sw55.B	Lavatory	560488	female	Sw135.B	WCL_Sust	562119	female
Sw56.A	Lavatory	560488	female	Sw137	Dash	562763	male
Sw56.B	Lavatory	560488	female	Sw150.A	Driver_Area	560081	female
Sw57	WCL_Door	563543	male	Sw150.B	Driver_Area	560081	female
Sw58	Engine_Cmpt	562581	male	Sw152	Driver_Area	562471	male
Sw59	Engine_Cmpt	562348	female	Sw313.A	Lavatory	562615	female
Sw63A	LH_Console	562763	male	Sw313.B	Lavatory	562615	female
Sw64.A	Service_Cmpt	560815	female	sym553_136.A	Compr_Door	561932	male
Sw64.B	Service_Cmpt	560815	female	sym553_136.B	Compr_Door	561701	female
Sw81.A	Dash	562905	male	sym553_136.C	Compr_Door	561701	female
Sw81.B	Dash	562905	male	tab69.A	Parcel_Rack_RH	562651	N/A
Sw82	RJB	562479	female	tab70.A	Parcel_Rack_RH	562651	N/A
Sw83.A	Dash	560082	female	tab71a.A	Parcel_Rack_LH	562651	N/A
Sw83.B	Dash	560815	female	VECF1	FJB	563186	male
Sw83.C	Dash	560082	female	VECF2	FJB	563183	male
Sw83.D	Dash	560815	female	VECF3	FJB	563185	male
Sw85	LH_Console	562749	male	VECF4	FJB	563182	male
Sw94.A	WCL_Door	562403	female	VECF9	FJB	563448	male
Sw94.B	WCL_Door	562403	female	VECF10	FJB	563181	male
Sw96.A	WCL_Door	562615	female	VECF11	FJB	563184	male
Sw96.B	WCL_Door	562615	female	VECF12	FJB	563187	male
Sw97.A	WCL_System	561626	female	Vecr1	RJB	563186	male
Sw97.B	WCL_System	561626	female	Vecr2	RJB	563183	male
Sw98.A	WCL_System	561626	female	Vecr3	RJB	563185	male
Sw98.B	WCL_System	561626	female	VECR4	RJB	563182	male
Sw100A	Dash	562763	male	Vecr9	RJB	563448	male

CONNECTORS LIST

No	Location	Part #	Gender				
Vecr10	RJB	563181	male				
VECR11	RJB	563184	male				
VECR12	RJB	563187	male				
Y80	Engine_Cmpt	563789	male				
Y81	Cond_Cmpt	563793	male				

CONNECTORS LIST

No	Location	Part #	Gender	No	Location	Part #	Gender
A1	FJB	563975	male	A44.J3	FJB	562957	male
A2	Steering_Column	563984	male	A45.J1	FJB	563133	male
A3	Dash	562363	male	A45.J2	FJB	563132	male
A4.A	Service_Cmpt	562428	female	A45.J3	FJB	562957	male
A4.B	Service_Cmpt	561188	female	A46.J1	FJB	563133	male
A5	Service_Cmpt	562428	female	A46.J2	FJB	563132	male
A6	Engine_Cmpt	562427	male	A46.J3	FJB	562957	male
A7	Rear_Axle_Cmpt	563979	male	A47.J1	RH_Console	563133	male
A9.Cx1	FJB	564041	female	A47.J2	RH_Console	563132	male
A9.Cx2	FJB	563678	male	A47.J3	RH_Console	562957	male
A9.Cx3	FJB	564037	female	A48.J1	RH_Console	563133	male
A9.Cx4	FJB	564038	female	A48.J2	RH_Console	563132	male
A10.X1	Engine_Cmpt	563135	male	A48.J3	RH_Console	562957	male
A10.X3	Engine_Cmpt	563134	female	A49.J1	RJB	562767	male
A11	LH_Console	563142	male	A49.J2	RJB	563132	male
A14A.A	Dash	562766	male	A49.J3	RJB	562957	male
A14A.B	Dash	562767	male	A50.J1	RJB	563133	male
A14A.C	Dash	562765	male	A50.J2	RJB	563132	male
A15	Dash	562464	male	A50.J3	RJB	562957	male
A16	Front_Roof	561637	male	A51.J1	RJB	563133	male
A18.J2	FJB	562650	male	A51.J2	RJB	563132	male
A19	LH_Console	562878	female	A51.J3	RJB	562957	male
A20	Parcel_Rack_LH	561477	female	A52.J1	RJB	563133	male
A24.A	RH_Console	561890	male	A52.J2	RJB	563132	male
A24.B	RH_Console	561566	female	A52.J3	RJB	562957	male
A27	Service_Cmpt	562929	male	A53.J1	RJB	563133	male
A28	Service_Cmpt	562928	male	A53.J2	RJB	563132	male
A29	Dash	562464	male	A53.J3	RJB	562957	male
A32.A	FJB	564221	male	A54.J1	Evap_Cmpt	563133	male
A36.JA	FJB	562767	male	A54.J2	Evap_Cmpt	563132	male
A36.JB	FJB	562765	male	A54.J3	Evap_Cmpt	562957	male
A36.JC	FJB	562957	male	A55.J1	Dash	562767	male
A41.J1	FJB	562767	male	A55.J2	Dash	563132	male
A41.J2	FJB	563132	male	A55.J3	Dash	562957	male
A41.J3	FJB	562957	male	A81.JA	FJB	562767	male
A42.J1	FJB	562767	male	A81.JB	FJB	562765	male
A42.J2	FJB	563132	male	A81.JC	FJB	562957	male
A42.J3	FJB	562957	male	A83	FJB	565970	female
A43.J1	FJB	562767	male	A96	FJB	564073	female
A43.J2	FJB	563132	male	A97	Dash	563226	male
A43.J3	FJB	562957	male	A100	Front_Axle_Cmpt	563758	female
A44.J1	FJB	563133	male	A101	Rear_RH_Axle_Cmpt	563758	female
A44.J2	FJB	563132	male				

CONNECTORS LIST

No	Location	Part #	Gender	No	Location	Part #	Gender
A102	Rear_RH_Axle_Cmpt	563758	female	C5S	FJB	563589	male
A103	Dash	562070	female	C5S	FJB	563590	female
A104	Dash	561606	female	C6	FJB	563582	male
A107	Engine_Cmpt	20393942	female	C6	FJB	563583	female
A108	RJB	562766	male	C7	Service_Cmpt	562566	male
A109A	FJB	564141	male	C7	Service_Cmpt	562565	female
A114A	RJB	564252	male	C8	FJB	563227	male
A130	Driver_Area	563226	male	C8	FJB	563614	female
A131.A	Engine_Cmpt	561782	male	C9	RJB	561986	male
A131.B	Engine_Cmpt	561781	female	C9	RJB	561987	female
A137A	Cond_Cmpt	20429843	male	C10	Engine_Cmpt	562477	male
A138	Cond_Cmpt	563787	male	C10	Engine_Cmpt	562479	female
A139	Dash	564501	male	C11	Service_Cmpt	563580	male
Alt1D.A	Engine_Cmpt	563746	female	C11	Service_Cmpt	563581	female
Alt1D.B	Engine_Cmpt	560815	female	C12	Engine_Cmpt	562581	male
Alt1D.C	Engine_Cmpt	564469	female	C12	Engine_Cmpt	562583	female
Alt2D.A	Engine_Cmpt	563746	female	C13_plug	RH_Console	563589	male
Alt2D.B	Engine_Cmpt	560815	female	C13_socket	RH_Console	563590	female
Alt2D.C	Engine_Cmpt	564469	female	C13S	RH_Console	563589	male
B85	Engine_Cmpt	563815	male	C13S	RH_Console	563590	female
B96	Engine_Cmpt	563821	male	C14	RJB	561986	male
B96B	Engine_Cmpt	563823	male	C14	RJB	561987	female
B97	Engine_Cmpt	563816	male	C15A	Evap_Cmpt	568110	male
B98	Engine_Cmpt	563817	male	C15A	Evap_Cmpt	568109	female
B115A	Engine_Cmpt	564226	male	C16	RJB	561577	male
B142C	Cond_Cmpt	563793	male	C16	RJB	561605	female
B310	Engine_Cmpt	565967	male	C17	RJB	561986	male
C1	FJB	563589	male	C17	RJB	561987	female
C1	FJB	563590	female	C18	FJB	561986	male
C1S	FJB	563589	male	C18	FJB	561987	female
C1S	FJB	563590	female	C19	RJB	561986	male
C2	Service_Cmpt	563580	male	C19	RJB	561987	female
C2	Service_Cmpt	563581	female	C20A	Evap_Cmpt	562485	male
C2A	FJB	563580	male	C20A	Evap_Cmpt	562486	female
C2A	FJB	563581	female	C20B	Evap_Cmpt	562485	male
C3_plug	RJB	563589	male	C20B	Evap_Cmpt	562486	female
C3_socket	RJB	563590	female	C21	RJB	562285	male
C3S	RJB	563593	male	C21	RJB	562282	female
C3S	RJB	563590	female	C22	RJB	561847	male
C4	FJB	563580	male	C22	RJB	561862	female
C4	FJB	563581	female	C23	Evap_Cmpt	564034	male
C5	FJB	563589	male	C23	Evap_Cmpt	564035	female
C5	FJB	563590	female	C24_plug	Evap_Cmpt	561690	male

CONNECTORS LIST

No	Location	Part #	Gender	No	Location	Part #	Gender
C24_socket	Evap_Cmpt	561566	female	C44_plug	FJB	561577	male
C25A	LH_Parcel_Rack	561550	male	C44_socket	FJB	561605	female
C25A	LH_Parcel_Rack	561667	female	C45	FJB	561643	male
C26	Cond_Cmpt	563226	male	C45	FJB	561642	female
C26	Cond_Cmpt	563613	female	C46	WCL_System	562549	male
C26AA	Cond_Cmpt	568110	male	C46	WCL_System	562550	female
C26AA	Cond_Cmpt	568109	female	C49	FJB	562005	male
C26B	Cond_Cmpt	563227	male	C49	FJB	561714	female
C26B	Cond_Cmpt	563614	female	C50	RJB	561782	male
C27	RJB	562284	male	C50	RJB	561781	female
C27	RJB	562281	female	C51	Engine_Cmpt	561932	male
C29	4rd_Lugg_Cmpt	563651	male	C51	Engine_Cmpt	560933	female
C29	3rd_Lugg_Cmpt	563652	female	C52	Evap_Cmpt	563618	male
C30	3rd_Lugg_Cmpt	561710	male	C52	Evap_Cmpt	563616	female
C30	3rd_Lugg_Cmpt	561709	female	C54	Engine_Cmpt	563226	male
C31	3rdLugg_Cmpt	561734	male	C54	Engine_Cmpt	563613	female
C31	3rdLugg_Cmpt	561735	female	C54AA	Engine_Cmpt	568110	male
C32	lavatory	561734	male	C54AA	Engine_Cmpt	568109	female
C32	Lavatory	561735	female	C54B	Engine_Cmpt	563589	male
C32L	Lavatory	561247	male	C54B	Engine_Cmpt	563590	female
C32L	Lavatory	561248	female	C55	Evap_Cmpt	561577	male
C32W	WCL_System	561515	male	C55	Evap_Cmpt	561605	female
C32W	WCL_System	561552	female	C58	Cond_Cmpt	564567	male
C32X	Lavatory	561247	male	C58	Cond_Cmpt	564568	female
C32X	Lavatory	561248	female	C59	RJB	561643	male
C34	RH_Console	561986	male	C59	RJB	561642	female
C34	RH_Console	561987	female	C60	RJB	561986	male
C35	Cond_Cmpt	561607	male	C60	RJB	561987	female
C35	Cond_Cmpt	561606	female	C61	Fr_Service_Door	561669	male
C36	FJB	561986	male	C61	Fr_Service_Door	561670	female
C36	FJB	561987	female	C62	Fr_Service_Door	562566	male
C37	Parcel_Rack_LH	562557	male	C62	Fr_Service_Door	562565	female
C37	Parcel_Rack_LH	562558	female	C63	Entrance_Door	562477	male
C38	Parcel_Rack_RH	562555	male	C63	Entrance_Door	562479	female
C38	Parcel_Rack_RH	562556	female	C64A	Engine_Cmpt	568110	male
C39A	Engine_Cmpt	561782	male	C64A	Engine_Cmpt	568109	female
C39A	Engine_Cmpt	561781	female	C65	Service_Cmpt	562485	male
C40	Dash	562485	male	C65	Service_Cmpt	562486	female
C40	Dash	562486	female	C66_plug	Evap_Cmpt	561577	male
C41	RJB	561782	male	C66_socket	Evap_Cmpt	561605	female
C41	RJB	561781	female	C71	FJB	561646	male
C42	FJB	561668	male	C71	FJB	561645	female
C42	FJB	561551	female	C72	FJB	561646	male

CONNECTORS LIST

No	Location	Part #	Gender	No	Location	Part #	Gender
C72	FJB	561645	female	No	Location	Part #	Gender
C73	FJB	563226	male	C106_plug	FJB	562581	male
C73	FJB	563613	female	C106_socket	FJB	562583	female
C74	FJB	561645	female	C110A	Service_Cmpt	568110	male
C74	FJB	561646	male	C110A	Service_Cmpt	568109	female
C81	1st_Lugg_Cmpt	562477	male	C112	RJB	562284	male
C81	1st_Lugg_Cmpt	562479	female	C112	RJB	562281	female
C82	Luggage_Cmpt	562581	male	C119	Engine_Door	568110	male
C82	Luggage_Cmpt	562583	female	C119	Engine_Door	568109	female
C83	2nd_Lugg_Cmpt	562477	male	C121	Engine_Door	562566	male
C83	2nd_Lugg_Cmpt	562479	female	C121	Engine_Door	562565	female
C84	2nd_Lugg_Cmpt	562477	male	C122	Engine_Door	562566	male
C84	2nd_Lugg_Cmpt	562479	female	C122	Engine_Door	562565	female
C85	4rd_Lugg_Cmpt	562477	male	C144	RJB	560852	male
C85	2nd_Lugg_Cmpt	562479	female	C144	RJB	560851	female
C86	4rd_Lugg_Cmpt	562581	male	C152	Cond_Cmpt	561611	male
C86	4rd_Lugg_Cmpt	562583	female	C152	Cond_Cmpt	561610	female
C86A	WCL_Door	563618	male	C158	Cond_Cmpt	562477	male
C86A	WCL_Door	563616	female	C158	Cond_Cmpt	562479	female
C87	Engine_Cmpt	562485	male	C170	LH_Console	561637	male
C87	Engine_Cmpt	562486	female	C170	LH_Console	561636	female
C91	RJB	562285	male	C171	LH_Console	561646	male
C91	RJB	562282	female	C171	LH_Console	561645	female
C94_plug	FJB	563589	male	C193_plug	RJB	563589	male
C94_socket	FJB	563590	female	C193_socket	RJB	563590	female
C96	FJB	561643	male	C194	FJB	563589	male
C96	FJB	561642	female	C194	FJB	563590	female
C97	FJB	561643	male	C206	Parcel_Rack_RH	562503	male
C97	FJB	561642	female	C206	Parcel_Rack_RH	562507	female
C99_plug	RJB	563589	male	C207	Parcel_Rack_LH	562503	male
C99_socket	RJB	563590	female	C207	Parcel_Rack_LH	562507	female
C100	Evap_Cmpt	563589	male	C209_plug	Parcel_Rack_RH	562503	male
C100	Evap_Cmpt	563590	female	C209_socket	Parcel_Rack_RH	562507	female
C100S	Evap_Cmpt	563589	male	C212	Parcel_Rack_LH	561515	male
C100S	Evap_Cmpt	563590	female	C212	Parcel_Rack_LH	561552	female
C101	Service_Cmpt	561690	male	C213	LH_Parcel_Rack	561515	male
C101	Service_Cmpt	561566	female	C213	LH_Parcel_Rack	561552	female
C102A	Cond_Cmpt	563226	male	C222	FJB	562477	male
C102A	Cond_Cmpt	563613	female	C222	FJB	562479	female
C103_plug	FJB	562485	male	C223	FJB	563227	male
C103_socket	FJB	562486	female	C223	FJB	563614	female
C105_plug	FJB	562581	male	C224	FJB	561637	male
C105_socket	FJB	562583	female	C224	FJB	561636	female

CONNECTORS LIST

No	Location	Part #	Gender	No	Location	Part #	Gender
C225	FJB	562649	female	C506	FJB	561687	male
C226	FJB	562650	male	C506	FJB	561685	female
C226	FJB	562649	female	C575	Parcel_Rack_RH	562503	male
C228	Engine_Cmpt	563227	male	C575	Parcel_Rack_RH	562507	female
C228	Engine_Cmpt	563614	female	C576B	Parcel_Rack_RH	562006	male
C242	Service_Cmpt	562789	male	C576B	Parcel_Rack_RH	560908	female
C242	Service_Cmpt	565131	female	C576BB	LH_Parcel_Rack	562006	male
C243	Service_Cmpt	562789	male	C576BB	LH_Parcel_Rack	560908	female
C243	Service_Cmpt	565131	female	C577A	Parcel_Rack	562006	male
C250	Parcel_Rack	564208	male	C577A	Parcel_Rack	560908	female
C250	Parcel_Rack	mating_564208	female	C577AA	RH_Parcel_Rack	562006	male
C251	Driver_Area	562549	male	C577AA	RH_Parcel_Rack	560908	female
C251	Driver_Area	562550	female	C578	Parcel_Rack_LH	562503	male
C279	Service_Cmpt	562477	male	C578	Parcel_Rack_LH	562507	female
C279	Service_Cmpt	562479	female	C582	FJB	561690	female
C280	Parcel_Rack	562549	male	C582	FJB	561566	female
C280	Parcel_Rack	562550	female	C584A	Parcel_Rack_LH	562006	male
C290	Rear_Vehicle	562477	male	C584A	Parcel_Rack_LH	560908	female
C290	Rear_Vehicle	562479	female	C601	LHRoofWinAjar	561476	male
C330	FJB	561690	male	C601	LHRoofWinAjar	561477	female
C330	FJB	561566	female	C603	RHRoofWinAjar	561477	female
C355	RJB	563582	male	C611_plug	Parcel_Rack_RH	562557	male
C355	RJB	565887	female	C611_socket	Parcel_Rack_RH	562558	female
C356	Parcel_Rack_LH	561695	male	C614	Passenger_Area	563071	male
C356	Parcel_Rack_LH	561693	female	C614	Passenger_Area	563040	female
C380A	Dash	564222	male	C615	Passenger_Area	563071	male
C380A	Dash	564224	female	C615	Passenger_Area	563040	female
C381	Parcel_Rack	561847	male	C617	Mirror_LH	563801	male
C381	Parcel_Rack	561862	female	C617	Mirror_LH	563800	female
C382	Under_Seat	561580	male	C618	Mirror_RH	563801	male
C382	Under_Seat	561582	female	C618	Mirror_RH	563800	female
C397	RJB	562285	male	C717	RJB	561646	male
C397	RJB	562282	female	C717	RJB	561645	female
C426	Engine_Cmpt	561611	male	C777	Dash	562477	male
C426	Engine_Cmpt	561610	female	C777	Dash	562479	female
C430	LH_Console	562363	male	C_ALT1	Engine_Cmpt	562477	male
C430	LH_Console	561188	female	C_ALT1	Engine_Cmpt	562479	female
C452A	Dash	561669	male	C_ALT2	Engine_Cmpt	562477	male
C452A	Dash	561670	female	C_ALT2	Engine_Cmpt	562479	female
C463	Engine_Cmpt	568111	male	C_INV1	Passenger_Area	562337	male
C463	Engine_Cmpt	568112	female	C_INV1	Passenger_Area	562338	male
C464A	RJB	564222	male	C_INV1A	Passenger_Area	562337	male
C464A	RJB	564224	female	C_INV1A	Passenger_Area	562338	female

CONNECTORS LIST

No	Location	Part #	Gender	No	Location	Part #	Gender
C_INV2	Passenger_Area	562337	male	CSX1	Engine_Cmpt	563134	female
C_INV2	Passenger_Area	562338	male	CSX3	Engine_Cmpt	563135	male
C_PRL_FAN	Parcel_Rack_LH	562601	male	CSX3	Engine_Cmpt	563134	female
C_PRL_FAN	Parcel_Rack_LH	563411	female	CT2	Engine_Cmpt	563226	male
C_PRR_FAN	Parcel_Rack_RH	562601	male	CT2	Engine_Cmpt	563613	female
C_PRR_FAN	Parcel_Rack_LH	563411	female	CT3	Rear_Vehicle	563224	male
CCust	Parcel_Rack_Fr_WCL	562477	male	CT3	Rear_Vehicle	mating_563224	female
CCust	RJB	562479	female	CXC1	Service_Cmpt	562477	male
CF93	RJB	562350	male	CXC1	Service_Cmpt	562479	female
CF93	RJB	563764	female	D6.A	RJB	butt_splice	female
CFHAC	Evap_Cmpt	564238	male	D6.B	RJB	butt_splice	female
CFHAC	Evap_Cmpt	mating_564238	female	D26.A	Parcel_Rack_LH	butt_splice	female
CFHF1	FJB	564560	male	D26.B	Parcel_Rack_LH	butt_splice	female
CFHF1	FJB	mating_564560	female	D27.A	Parcel_Rack_RH	butt_splice	female
CL1	Service_Cmpt	562485	male	D27.B	Parcel_Rack_RH	butt_splice	female
CL1	Service_Cmpt	562486	female	D30.A	Engine_Cmpt	butt_splice	female
CL95	FR_LH_Outside	562901	male	D30.B	Engine_Cmpt	butt_splice	female
CL95	FR_LH_Outside	562902	female	D32.A	Engine_Cmpt	butt_splice	female
CL96	FR_RH_Outside	562901	male	D32.B	Engine_Cmpt	butt_splice	female
CL96	FR_RH_Outside	562902	female	D33.A	Lavatory	butt_splice	female
CP1	Passenger_Area	561782	male	D33.B	Lavatory	butt_splice	female
CP1	Passenger_Area	561781	female	D34.A	Front_Roof	butt_splice	female
CP2	Passenger_Area	561782	male	D34.B	Front_Roof	butt_splice	female
CP2	Passenger_Area	561781	female	D51.A	Dash	butt_splice	female
CP3	Passenger_Area	561782	male	D51.B	Dash	butt_splice	female
CP3	Passenger_Area	561781	female	D67.A	RJB	butt_splice	female
CP4	Passenger_Area	561782	male	D67.B	RJB	butt_splice	female
CP4	Passenger_Area	561781	female	D68.A	RJB	butt_splice	female
CP5	Passenger_Area	561782	male	D68.B	RJB	butt_splice	female
CP5	Passenger_Area	561781	female	D69.A	RJB	butt_splice	female
CP5A	Passenger_Area	561782	male	D69.B	RJB	butt_splice	female
CP5A	Passenger_Area	561781	female	D70.A	RJB	butt_splice	female
CP6	Passenger_Area	562337	male	D70.B	RJB	butt_splice	female
CP6	Passenger_Area	562338	male	D73.A	Evap_Cmpt	butt_splice	female
CP8	Passenger_Area	561782	male	D73.B	Evap_Cmpt	butt_splice	female
CP8	Passenger_Area	561781	female	D80.A	Evap_Cmpt	butt_splice	female
CR1	RJB	561247	male	D80.B	Evap_Cmpt	butt_splice	female
CR1	RJB	561248	female	EIA	Engine_Cmpt	563739	male
CSe80	RJB	561782	male	F1	FuseBoxFJB	563279	
CSe80	RJB	561781	female	F2	FuseBoxFJB	563279	
CSw153	Service_Cmpt	561690	male	F3	FuseBoxFJB	563279	
CSw153	Service_Cmpt	561566	female	F4	FuseBoxFJB	563280	
CSX1	Engine_Cmpt	563135	male	F5	FuseBoxFJB	563165	

CONNECTORS LIST

No	Location	Part #	Gender	No	Location	Part #	Gender
F6	FuseBoxFJB	563005		F51	FuseBoxRJB	563153	
F7	FuseBoxFJB	563279		F52	FuseBoxRJB	563284	
F8	FuseBoxFJB	563279		F53	FuseBoxRJB	563284	
F9	FuseBoxFJB	563284		F54	FuseBoxRJB	563284	
F10	FuseBoxFJB	563279		F55	FuseBoxRJB	563283	
F11	FuseBoxFJB	563279		F56	FuseBoxRJB	563283	
F12	FuseBoxFJB	563282		F57	FuseBoxRJB	563283	
F13	FuseBoxFJB	563282		F58	FuseBoxRJB	563283	
F14	FuseBoxFJB	563284		F59	FuseBoxRJB	563283	
F15	FuseBoxFJB	563004		F60	FuseBoxRJB	563283	
F16	FuseBoxFJB	563153		F61	FuseBoxRJB	563283	
F17	FuseBoxFJB	563280		F62	FuseBoxRJB	563283	
F18	FuseBoxFJB	563284		F63	FuseBoxRJB	563283	
F19	FuseBoxFJB	563279		F64	FuseBoxRJB	563283	
F20	FuseBoxFJB	563279		F65	FuseBoxRJB	563165	
F21	FuseBoxFJB	563282		F66	FuseBoxRJB	563279	
F22	FuseBoxFJB	563279		F67	FuseBoxRJB	563153	
F23	FuseBoxFJB	563284		F68	FuseBoxRJB	563153	
F24	FuseBoxFJB	563005		F69	FuseBoxRJB	563005	
F25	FuseBoxFJB	563280		F70	FuseBoxRJB	563005	
F26	FuseBoxFJB	563279		F71	FuseBoxRJB	563284	
F27	FuseBoxFJB	563284		F72	FuseBoxRJB	563153	
F28	FuseBoxFJB	563282		F73	FuseBoxRJB	563282	
F29	FuseBoxFJB	563279		F74	FuseBoxRJB	563283	
F30	FuseBoxFJB	563284		F75	FuseBoxRJB	563283	
F31	FuseBoxFJB	563279		F76	FuseBoxRJB	563283	
F32	FuseBoxFJB	563282		F77	FuseBoxRJB	563283	
F33	FuseBoxFJB	563165		F78	FuseBoxRJB	563284	
F34	FuseBoxFJB	563165		F79	FuseBoxRJB	563284	
F35	FuseBoxFJB	563283		F80	FuseBoxRJB	563284	
F36	FuseBoxFJB	563279		F81	FuseBoxRJB	563004	
F37	FuseBoxFJB	563283		F83	FuseBoxFJB	563005	
F38	FuseBoxFJB	563283		F84	FuseBoxFJB	563284	
F39	FuseBoxFJB	563283		F85	FuseBoxRJB	563283	
F40	FuseBoxFJB	563284		F86	FuseBoxRJB	563283	
F41	FuseBoxFJB	563283		F89	FuseBoxRJB	563284	
F42	FuseBoxFJB	563283		F90	FuseBoxRJB	563282	
F43	FuseBoxFJB	563282		F91	FuseBoxRJB	563282	
F43A.A	RJB	butt_splice	female	F96	FuseBoxRJB	563284	
F43A.B	RJB	butt_splice	female	F98	FuseBoxRJB	563284	
F44	CFHFuseFJB	563280		F99	FuseBoxRJB	563165	
F45	CFHFuseFJB	563284		F100	FuseBoxRJB	563283	
F50	FuseBoxRJB	563284		F104	FuseBoxFJB	563284	

CONNECTORS LIST

No	Location	Part #	Gender	No	Location	Part #	Gender
F105	FuseBoxFJB	563282		L30A.A	Parcel_Rack_RH	560898	male
F106	CFHFuseFJB	563283		L30B.A	Parcel_Rack_LH	560898	male
F109	RJB	562597		L59	Out_Side_Front_RH	562623	male
F110	CFHFuseFJB	563283		L59B	Out_Side_Front_RH	562623	male
F111_2_172	Parcel_Rack_LH	563283		L60	Out_Side_Front_LH	562623	male
F112_2_172	Parcel_Rack_LH	563283		L60B	Out_Side_Front_LH	562623	male
F113_2_172	Parcel_Rack_LH	563283		L61	Out_Side_Front_RH	562601	male
F114_2_172	Parcel_Rack_LH	563283		L62	Out_Side_Front_LH	562601	male
F116_2_172	Parcel_Rack_LH	563283		L63	Front_Side_LH	562155	male
F116_3_172	Parcel_Rack_LH	563283		L64	Outside_Front_RH	562155	male
F117_2_172	Parcel_Rack_LH	563283		L65	Outside_Front_LH	562155	male
F117_3_172	Parcel_Rack_LH	563283		L66	Out_Side_Front_LH	562155	male
F118_2_172	Parcel_Rack_LH	563283		L67	4rd_Lugg_Cmpt	562155	male
F119_2_172	Parcel_Rack_LH	563283		L68	4rd_Lugg_Cmpt	562155	male
F127.A	FJB	butt_splice	female	L69	4rd_Lugg_Cmpt	562155	male
F127.B	FJB	butt_splice	female	L70	4rd_Lugg_Cmpt	562155	male
FUSE_BOX_3.A	Parcel_Rack_LH	562610	male	L71A	Rear_Vehicle	562601	male
FUSE_BOX_3.B	Parcel_Rack_LH	562610	male	L72	Rear_Vehicle	562155	male
FUSE_BOX_4.A	Parcel_Rack_LH	562610	male	L73A	Rear_Vehicle	562601	male
FUSE_BOX_4.B	Parcel_Rack_LH	562610	male	L74	Rear_Vehicle	562155	male
FUSE_BOX_5.A	Parcel_Rack_LH	562610	male	L75	Rear_Vehicle	562155	male
FUSE_BOX_5.B	Parcel_Rack_LH	562610	male	L76	Rear_Vehicle	562155	male
L1A	Engine_Cmpt	564045	female	L77A	Rear_Vehicle	562601	male
L16	Front_Roof	562803	male	L78A	Rear_Vehicle	562601	male
L17	Front_Roof	562803	male	L79A	Rear_Vehicle	562601	male
L18	Entrance_Door	562549	male	L80A	Rear_Vehicle	562601	male
L19	Entrance_Door	562549	male	L81.A	Rear_Vehicle	562835	female
L20	Entrance_Door	562549	male	L81.B	Rear_Vehicle	562834	male
L20A	Entrance_Door_Step	562549	male	L82A	Rear_Vehicle	562348	female
L21.A	Front_Roof	561608	female	L83A	Rear_Vehicle	562348	female
L21.B	Front_Roof	562286	male	L84.A	Rear_Roof	561608	female
L22.A	Front_Roof	561608	female	L84.B	Rear_Roof	562286	male
L22.B	Front_Roof	562286	male	L85.A	Rear_Roof	561608	female
L23.A	Front_Roof	561608	female	L85.B	Rear_Roof	562286	male
L23.B	Front_Roof	562286	male	L86.A	Rear_Roof	561608	female
L24.A	Front_Roof	561608	female	L86.B	Rear_Roof	562286	male
L24.B	Front_Roof	562286	male	L87.A	Rear_Roof	561608	female
L25.A	Front_Roof	561608	female	L87.B	Rear_Roof	562286	male
L25.B	Front_Roof	562286	male	L88.A	Rear_Roof	561608	female
L26.A	Front_Roof	561608	female	L88.B	Rear_Roof	562286	male
L26.B	Front_Roof	562286	male	L89.A	Rear_Roof	561608	female
L27.A	Front_Roof	561608	female	L89.B	Rear_Roof	562286	male
L27.B	Front_Roof	562286	male	L90.A	Rear_Roof	561608	female

CONNECTORS LIST

No	Location	Part #	Gender	No	Location	Part #	Gender
L90.B	Rear_Roof	562286	male	L194.B	Dash	560488	female
L91A	Rear_Vehicle	562601	male	L195.A	Dash	560488	female
L92A	Rear_Vehicle	562601	male	L195.B	Dash	560488	female
L97.A	Outside_Front_LH	563069	female	L199	Engine_Cmpt	562848	male
L97.B	Outside_Front_LH	563069	female	L203	RH_Console	561690	male
L98.A	Entrance_Door	563069	female	L204	Parcel_Rack_RH	562803	male
L98.B	Outside_Front_RH	563069	female	L205	Evap_Cmpt	562485	male
L140	Lavatory	561247	male	L206	Parcel_Rack_RH	562803	male
L142	Lavatory	562803	male	L207.A	WCL_System	mating_561699	male
L142A	Lavatory	562803	male	L207.B	WCL_System	mating_561699	male
L143	Parcel_Rack_LH	561186	male	L207.C	WCL_System	mating_561701	male
L144	Parcel_Rack_LH	561186	male	L207.D	WCL_System	mating_561699	male
L145	Parcel_Rack_LH	561186	male	L207.E	WCL_System	mating_561701	male
L146	Parcel_Rack_LH	561186	male	L207.F	WCL_System	mating_561699	male
L147	Parcel_Rack_LH	561186	male	L207.G	WCL_System	mating_561699	male
L148	Parcel_Rack_LH	561186	male	L207.H	WCL_System	mating_560926	male
L149	Parcel_Rack_LH	561186	male	L207.I	WCL_System	mating_560926	male
L150	Parcel_Rack_LH	561186	male	L209	FR_RH_Outside	563088	male
L151	Parcel_Rack_LH	561186	male	L243	Parcel_Rack_RH	561186	male
L152	Parcel_Rack_LH	561186	male	L244	Parcel_Rack_RH	561186	male
L152B	Parcel_Rack_LH	562505		L245	Parcel_Rack_RH	561186	male
L153	Parcel_Rack_LH	561186	male	L246	Parcel_Rack_RH	561186	male
L154	Parcel_Rack_LH	561186	male	L247	Parcel_Rack_RH	561186	male
L155	Parcel_Rack_LH	561186	male	L248	Parcel_Rack_RH	561186	male
L156	Parcel_Rack_LH	561186	male	L249	Parcel_Rack_RH	561186	male
L157	Parcel_Rack_LH	561186	male	L250	Parcel_Rack_RH	561186	male
L158	Parcel_Rack_LH	561186	male	L251	Parcel_Rack_RH	561186	male
L173	Engine_Cmpt	563590	female	L251B	Parcel_Rack_RH	562505	
L174A	Engine_Cmpt	563590	female	L252	Parcel_Rack_RH	561186	male
L176	3rd_Lugg_Cmpt	561247	male	L253	Parcel_Rack_RH	561186	male
L177	3rd_Lugg_Cmpt	561247	male	L254	Parcel_Rack_RH	561186	male
L180	2nd_Lugg_Cmpt	561247	male	L255	Parcel_Rack_RH	561186	male
L181	2nd_Lugg_Cmpt	561247	male	L256	Parcel_Rack_RH	561186	male
L182	1st_Lugg_Cmpt	561247	male	L257	Parcel_Rack_RH	561186	male
L183	1st_Lugg_Cmpt	561247	male	L258	Parcel_Rack_RH	561186	male
L184	Service_Cmpt	561247	male	L282	Engine_Cmpt	561690	male
L185.A	Service_Cmpt	562651	female	L283	Service_Cmpt	562485	male
L185.B	Service_Cmpt	562290	female	L285.A	Rear_Vehicle	562835	female
L187	Engine_Cmpt	561690	male	L285.B	Rear_Vehicle	562834	male
L188	Service_Cmpt	562486	female	L286.A	Rear_Vehicle	562835	female
L193.A	Dash	560488	female	L286.B	Rear_Vehicle	562834	male
L193.B	Dash	560488	female	L298A	Engine_Cmpt	563590	female
L194.A	Dash	562019	female	L313	Passenger_Area	562549	male

CONNECTORS LIST

No	Location	Part #	Gender	No	Location	Part #	Gender
L350	Rr_Axle_Cmpt	562251	male	R3	RJB	563409	male
L350A.A	Rr_Axle_Cmpt	564552	male	R4	FJB	564496	male
L350A.B	Rr_Axle_Cmpt	563340	male	R5	RJB	564496	male
L350A.C	Rr_Axle_Cmpt	562251	male	R10	Evap_Cmpt	563409	male
Mo3	Dash	561667	female	R12	Evap_Cmpt	563409	male
Mo4	Dash	562076	male	R17	RJB	564210	male
Mo5	Front_Roof	561515	male	R18	FJB	564210	male
Mo7	Cond_Cmpt	563691	male	R19	FJB	564210	male
Mo8	Cond_Cmpt	563691	male	R20	RJB	564496	male
Mo10	Parcel_Rack_LH	561515	male	R23	RH_Console	564496	male
Mo12	Engine_Cmpt	561690	male	R26	Evap_Cmpt	564496	male
Mo13	Engine_Cmpt	561690	female	R29	RJB	563409	male
Mo14	Engine_Cmpt	561566	female	R30	RJB	564496	male
Mo15	Front_Ceiling	560900	female	R31	RJB	564496	male
Mo16	Front_Ceiling	560900	female	R32	RJB	564496	male
Mo17	RH_Console	563626	male	R33	RJB	564496	male
Mo19	Fr_Service_Door	562474	male	R34	RJB	564210	male
Mo20	Fr_Service_Door	562474	male	R39	FJB	564496	male
Mo22	RH_Console	561186	male	R40	RJB	564496	male
Mo24	RH_Console	562348	female	R41	FJB	564496	male
Mo25	RH_Console	562348	female	R42	FJB	564496	male
Mo27	Cond_Cmpt	563691	male	R43	FJB	564496	male
Mo28	Cond_Cmpt	563691	male	R47	WCL_System	564496	male
Mo29	RJB	563590	female	Res2.A	FJB	butt_splice	female
Mo30	Luggage_Cmpt	564161	male	Res2.B	FJB	butt_splice	female
Mo31	Luggage_Cmpt	564161	male	Res3.A	RJB	563590	female
Mo35	WCL_Door	564161	male	Res4	FJB	563590	female
Mo54	Service_Cmpt	562474	male	Res6	FJB	563590	female
P_In1	Passenger_Area	561782	male	Res7	FJB	563590	female
P_In1	Passenger_Area	561781	female	Res9.A	Dash	butt_splice	female
P_Out1	Passenger_Area	561782	male	Res9.B	Dash	butt_splice	female
P_Out1	Passenger_Area	561781	female	Res15	Engine_Cmpt	561782	male
P_Out2	Passenger_Area	561782	male	Res17.A	RJB	butt_splice	female
P_Out2	Passenger_Area	561781	female	Res31	Cond_Cmpt	562350	male
P_Out3	Passenger_Area	561782	male	Res32	Cond_Cmpt	563764	female
P_Out3	Passenger_Area	561781	female	Res53.A	Dash	563590	female
PF1	Passenger_Area	561782	male	Se6.A	Window_RH	561477	female
PF1	Passenger_Area	561781	female	Se7	Window_LH	561477	female
Pot1.A	Dash	560488	female	Se8	Window_LH	561477	female
Pot1.B	Dash	560488	female	Se9	Window_LH	561477	female
Pot1.C	Dash	560488	female	Se10	Window_LH	561477	female
PR1	Passenger_Area	561782	male	Se11.A	Cond_Cmpt	564460	female
PR1	Passenger_Area	561781	female	Se11.B	Cond_Cmpt	564460	female

CONNECTORS LIST

No	Location	Part #	Gender	No	Location	Part #	Gender
Se11.C	Cond_Cmpt	564460	female	Se80	Rear_Axle	563159	female
Se13	Engine_Cmpt	562350	male	Se100	WCL_Door	562479	female
Se14.A	Driver_Area	561782	male	shell1	RJB	561932	male
Se14.B	Driver_Area	561781	female	shell2	FJB	562794	male
Se15	RH_Console	560898	male	shell3	RH_Console	561889	female
Se17	RH_Console	560900	female	shell5	RHRoofWinAjar	561476	male
Se18	Service_Cmpt	561566	female	Shrk8	Front_Roof	3MEPS400	
Se19	Service_Cmpt	563677	male	Shrk9	Front_Roof	3MEPS400	
Se19A	Service_Cmpt	563677	male	Shrk19	RH_Console	3MEPS400	
Se20	Evap_Cmpt	562426	male	Shrk20	RH_Console	3MEPS400	
Se20B	Service_Cmpt	562426	male	Shrk21	RH_Console	3MEPS400	
Se21	Dash	561248	female	Shrk22	RH_Console	3MEPS400	
Se23	Engine_Cmpt	563159	male	Shrk23	RH_Console	3MEPS400	
Se24	Engine_Cmpt	563159	male	Shrk24	RH_Console	3MEPS400	
Se25	Passenger_Area	561248	female	Shrk27	RH_Console	3MEPS400	
Se29	Engine_Cmpt	561566	female	Shrk28	RH_Console	3MEPS400	
Se30	Engine_Door	562877	female	Shrk30	Dash	3MEPS400	
Se31	Compr_Door	562877	female	Shrk31	Dash	3MEPS400	
Se32	Rear_Axle_Cmpt	563057	male	Shrk32	Dash	3MEPS400	
Se33	Rear_Axle_Cmpt	562856	male	Shrk33	Dash	3MEPS400	
Se34	Rear_Axle_Cmpt	563057	male	Shrk35	Dash	3MEPS400	
Se35	Rear_Axle_Cmpt	563057	male	Shrk36	Dash	3MEPS400	
Se36	Rear_Axle_Cmpt	563629	female	Shrk37	Dash	3MEPS400	
Se37	Front_Axle_LH	641132	female	Shrk38	Dash	3MEPS400	
Se38	Front_Axle_RH	641132	female	Shrk39	Dash	3MEPS400	
Se39	Rear_Axle_LH	641132	female	Shrk40	Dash	3MEPS400	
Se40	Rear_Axle_LH	641132	female	Shrk41	Dash	3MEPS400	
Se45.A	Service_Cmpt	563409	male	Shrk42	Dash	3MEPS400	
Se46	RR_Axle_Cmpt	562348	female	Shrk43	Dash	3MEPS400	
Se53	Service_Cmpt	563159	female	Shrk44	Dash	3MEPS400	
Se54	Service_Cmpt	563159	female	Shrk45	Service_Cmpt	3MEPS400	
Se55	Service_Cmpt	563159	female	Shrk46	Service_Cmpt	3MEPS400	
Se60	Service_Cmpt	563409	male	Shrk47	Service_Cmpt	3MEPS400	
Se62	WCL_System	561690	male	Shrk48	Service_Cmpt	3MEPS400	
Se63	Rear_Axle_Cmpt	641132	female	Shrk49	Service_Cmpt	3MEPS400	
Se64	Rear_Axle_Cmpt	641132	female	Shrk50	Service_Cmpt	3MEPS400	
Se65	Dash	564042	female	Shrk51	Service_Cmpt	3MEPS400	
Se66	FR_Axle_Cmpt	564039	female	Shrk52	Service_Cmpt	3MEPS400	
Se67	Front_Axle_Cmpt	563159	female	Shrk54	Service_Cmpt	3MEPS400	
Se69	Front_Axle_Cmpt	563159	female	Shrk55	Service_Cmpt	3MEPS400	
Se74	Rear_Axle_Cmpt	563340	male	Shrk58	FJB	3MEPS400	
Se75	FR_Axle_Cmpt	563159	female	Shrk59	FJB	3MEPS400	
Se79	Front_Axle	563340	male	Shrk60	FJB	3MEPS400	

CONNECTORS LIST

No	Location	Part #	Gender	No	Location	Part #	Gender
Shrk61	FJB	3MEPS400		Shrk210	FJB	3MEPS400	
Shrk62	FJB	3MEPS400		Shrk211	Parcel_Rack	3MEPS400	
Shrk63	FJB	3MEPS400		Shrk212	FJB	3MEPS400	
Shrk82	Parcel_Rack_LH	3MEPS400		Shrk213	Parcel_Rack	3MEPS400	
Shrk83	Parcel_Rack_LH	3MEPS400		Shrk214	FJB	3MEPS400	
Shrk84	Parcel_Rack_LH	3MEPS400		Shrk215	Parcel_Rack	3MEPS400	
Shrk90	Above_Rear_Axle	3MEPS400		shr300	Parcel_Rack_RH	3MEPS400	
Shrk91	Service_Cmpt	3MEPS400		shr301	Parcel_Rack_RH	3MEPS400	
Shrk92	Service_Cmpt	3MEPS400		shr302	Engine_Cmpt	3MEPS400	
Shrk95	Outside_Front_RH	3MEPS400		shr303	Engine_Cmpt	3MEPS400	
Shrk96	Outside_Front_RH	3MEPS400		Skin1	WCL_TWU	3MEPS400	
Shrk100	Parcel_Rack_RH	3MEPS400		Skin2	WCL_TWU	3MEPS400	
Shrk101	Parcel_Rack_RH	3MEPS400		Skin3	WCL_TWU	3MEPS400	
Shrk102	Lavatory	3MEPS400		So3	RH_Console	641385	male
Shrk103	Lavatory	3MEPS400		So4	RH_Console	641385	male
Shrk104	Engine_Cmpt	3MEPS400		So5	RH_Console	641385	male
Shrk105	Engine_Cmpt	3MEPS400		So6	RH_Console	641385	male
Shrk106	Engine_Cmpt	3MEPS400		So7	Service_Cmpt	561566	female
Shrk107	Engine_Cmpt	3MEPS400		So8	Service_Cmpt	641385	male
Shrk108	Engine_Cmpt	3MEPS400		So9	Engine_Cmpt	564127	female
Shrk109	Engine_Cmpt	3MEPS400		So10.A	Cond_Cmpt	562485	male
Shrk110	Engine_Cmpt	3MEPS400		So11	Cond_Cmpt	561566	female
Shrk113	RJB	3MEPS400		So13	Evap_Cmpt	563204	female
Shrk114	RJB	3MEPS400		So14	Service_Cmpt	641385	male
Shrk115	RJB	3MEPS400		So15	Service_Cmpt	641385	male
Shrk124	Engine_Cmpt	3MEPS400		So16	Service_Cmpt	641385	male
Shrk125	Engine_Cmpt	3MEPS400		So17	Service_Cmpt	562848	male
Shrk126	Engine_Cmpt	3MEPS400		So20	Service_Cmpt	641385	male
Shrk127	Engine_Cmpt	3MEPS400		So21	Front_Axle_Cmpt	564046	female
Shrk134	Engine_Cmpt	3MEPS400		So22	Front_Axle_Cmpt	564046	female
Shrk135	Engine_Cmpt	3MEPS400		So23	Rear_Axle_Cmpt	564046	female
Shrk137	Engine_Cmpt	3MEPS400		So24	Rear_Axle_Cmpt	564046	female
Shrk138	Engine_Cmpt	3MEPS400		So27	Rear_Axle_Cmpt	564045	female
Shrk150	Outside_Front_RH	3MEPS400		So50	Rear_Axle_Cmpt	564046	female
Shrk151	Parcel_Rack_RH	3MEPS400		So52	FR_Axle_Cmpt	564045	female
Shrk152	Outside_Front_RH	3MEPS400		So53	Rear_Axle_Cmpt	641385	male
Shrk153	Parcel_Rack_RH	3MEPS400		So54	Engine_Cmpt	564045	female
Shrk170	Parcel_Rack_LH	3MEPS400		So56	Rear_Axle_Cmpt	562350	male
Shrk171	Parcel_Rack_LH	3MEPS400		So57	Engine_Cmpt	562350	male
Shrk172	Parcel_Rack_LH	3MEPS400		spBar4	Engine_Cmpt	564135	male
Shrk173	Parcel_Rack_LH	3MEPS400		spBar5	Engine_Cmpt	564135	male
Shrk194	FJB	3MEPS400		spBar6	Engine_Cmpt	564135	male
Shrk195	Parcel_Rack	3MEPS400		spBar7	Engine_Cmpt	564135	male

CONNECTORS LIST

No	Location	Part #	Gender	No	Location	Part #	Gender
spBar10	Engine_Cmpt	564135	male	Sub2.A	Passenger_Area	564004	female
spBar11	Engine_Cmpt	564135	male	Sw1.C258	Driver_Area	561188	female
spBar12	Engine_Cmpt	564135	male	Sw1.C259	Driver_Area	561186	male
spBar13	Engine_Cmpt	564135	male	Sw2	Dash	562763	male
spBar14	Engine_Cmpt	564135	male	Sw3	Dash	562763	male
spBar15	Engine_Cmpt	564135	male	Sw4	Dash	562763	male
spBar16	Engine_Cmpt	564135	male	Sw6	Dash	562763	male
spBar19	Cond_Cmpt	564135	male	Sw10A	LH_Console	562763	male
spBar20	Cond_Cmpt	564135	male	Sw11A	LH_Console	562763	male
spBar21	Cond_Cmpt	564135	male	Sw12	Dash	562763	male
Spk1	Parcel_Rack_RH	563994	male	Sw14	Dash	562763	male
Spk1_L	Parcel_Rack_LH	563994	male	Sw16	Dash	562763	male
Spk2	Parcel_Rack_RH	563994	male	Sw17	Dash	562763	male
Spk2_L	Parcel_Rack_LH	563994	male	Sw18A	LH_Console	562763	male
Spk3	Parcel_Rack_RH	563994	male	Sw20	Dash	562763	male
Spk3_L	Parcel_Rack_LH	563994	male	Sw21	Dash	562763	male
Spk4	Parcel_Rack_RH	563994	male	Sw24	Dash	562763	male
Spk4_L	Parcel_Rack_LH	563994	male	Sw25	Dash	562763	male
Spk5	Parcel_Rack_RH	563994	male	Sw26	Dash	562763	male
Spk5_L	Parcel_Rack_LH	563994	male	Sw27	Dash	562763	male
Spk6	Parcel_Rack_RH	563994	male	Sw29	Dash	562763	male
Spk6_L	Parcel_Rack_LH	563994	male	Sw30	RJB	562348	female
Spk7	Parcel_Rack_RH	563994	male	Sw31.A	WCL_Door	563543	male
Spk7_L	Parcel_Rack_LH	563994	male	Sw32	Dash	561477	female
Spk8	Parcel_Rack_RH	563994	male	Sw33	Dash	561476	male
Spk8_L	Parcel_Rack_LH	563994	male	Sw34	Outside_Front_RH	562477	male
Spk9	Parcel_Rack_RH	563994	male	Sw35	LH_Console	562763	male
Spk9_L	Parcel_Rack_LH	563994	male	Sw38	LH_Console	562763	male
Spk10	Parcel_Rack_RH	563994	male	Sw40	LH_Console	561690	male
Spk10_L	Parcel_Rack_LH	563994	male	Sw41	LH_Console	562749	male
Spk11	Parcel_Rack_RH	563994	male	Sw42	Lugg_Cmpt	561636	female
Spk11_L	Parcel_Rack_LH	563994	male	Sw43	LH_Console	561690	male
Spk12	Parcel_Rack_RH	563994	male	Sw44.A	Service_Cmpt	562403	female
Spk12_L	Parcel_Rack_LH	563994	male	Sw44.B	Service_Cmpt	562403	female
Spk13	Parcel_Rack_RH	563994	male	Sw45	3rd_Lugg_Cmpt	562403	female
Spk13_L	Parcel_Rack_LH	563994	male	Sw45.B	3rd_Lugg_Cmpt	562403	female
Spk14	Parcel_Rack_RH	563994	male	Sw46.A	WCL_Door	562403	female
Spk14_L	Parcel_Rack_LH	563994	male	Sw46.B	WCL_Door	562403	female
Spk15	Parcel_Rack_RH	563994	male	Sw46A.A	WCL_Door	562403	female
Spk15_L	Parcel_Rack_LH	563994	male	Sw46A.B	WCL_Door	562403	female
Spk16	Parcel_Rack_RH	563994	male	Sw49.A	2nd_Lugg_Cmpt	562403	female
Spk16_L	Parcel_Rack_LH	563994	male	Sw49.B	2nd_Lugg_Cmpt	562403	female
Sub1.A	Passenger_Area	564004	female	Sw50.A	2nd_Lugg_Cmpt	562403	female

CONNECTORS LIST

No	Location	Part #	Gender	No	Location	Part #	Gender
Sw50.B	2nd_Lugg_Cmpt	562403	female	Sw161	Dash	562763	male
Sw51.A	1st_Lugg_Cmpt	562403	female	Sw313.A	Passenger_area	562615	female
Sw51.B	1st_Lugg_Cmpt	562403	female	Sw313.B	Passenger_area	562615	female
Sw52.A	1st_Lugg_Cmpt	562403	female	tab69.A	Parcel_Rack_RH	565180	female
Sw52.B	1st_Lugg_Cmpt	562403	female	tab70.A	Parcel_Rack_RH	565180	female
Sw54.A	Lavatory	562835	female	Tab70a.A	Parcel_Rack_RH	565180	female
Sw54.B	Lavatory	562834	male	Tab70b.A	Parcel_Rack_RH	565180	female
Sw55.A	Lavatory	560488	female	VECF1	FJB	563186	male
Sw55.B	Lavatory	560488	female	VECF1	FJB	mating_563186	female
Sw56.A	Lavatory	560488	female	VECF2	FJB	563183	male
Sw56.B	Lavatory	560488	female	VECF2	FJB	mating_563183	female
Sw57	WCL_Door	563543	male	VECF3	FJB	563185	male
Sw58	Engine_Cmpt	562581	male	VECF3	FJB	mating_563185	female
Sw59	Engine_Cmpt	562348	female	VECF4	FJB	563182	male
Sw63A	LH_Console	562763	male	VECF9	FJB	mating_563182	female
Sw64.A	Service_Cmpt	560815	female	VECF9	FJB	563448	male
Sw64.B	Service_Cmpt	560815	female	VECF9	FJB	mating_563448	female
Sw82	RJB	562479	female	VECF10	FJB	563181	male
Sw83.A	Dash	560082	female	VECF10	FJB	mating_563181	female
Sw83.B	Dash	560815	female	VECF11	FJB	563184	male
Sw83.C	Dash	560082	female	VECF11	FJB	mating_563184	female
Sw83.D	Dash	560815	female	VECF12	FJB	563187	male
Sw85	LH_Console	562749	male	VECF12	FJB	mating_563187	female
Sw94.A	WCL_Door	562403	female	Vecr1	RJB	563716	male
Sw94.B	WCL_Door	562403	female	Vecr2	RJB	mating_563716	female
Sw100A	Dash	562763	male	Vecr2	RJB	563713	male
Sw102	RJB	561566	female	Vecr2	RJB	mating_563713	female
Sw109.A	1st_Lugg_LH	560079	female	Vecr3	RJB	563715	male
Sw109.B	1st_Lugg_LH	560079	female	Vecr3	RJB	mating_563715	female
Sw110.A	1st_Lugg_RH	560079	female	VECR4	RJB	563712	male
Sw110.B	1st_Lugg_RH	560079	female	VECR4	RJB	mating_563712	female
Sw114.A	3rd_Lugg_RH	560079	female	Vecr9	RJB	563718	male
Sw114.B	3rd_Lugg_RH	560079	female	Vecr9	RJB	mating_563718	female
Sw115.A	Compr_Door	560079	female	Vecr10	RJB	563711	male
Sw115.B	Compr_Door	560079	female	Vecr10	RJB	mating_563711	female
Sw125.A	Service_Cmpt	561457	female	VECR11	RJB	563714	male
Sw125.B	Service_Cmpt	561457	female	VECR11	RJB	mating_563714	female
Sw137	Dash	562763	male	VECR12	RJB	563717	male
Sw150.A	Driver_Area	560081	female	VECR12	RJB	mating_563717	female
Sw150.B	Driver_Area	560081	female	Y80	Engine_Cmpt	563789	male
Sw152	Driver_Area	562471	male	Y81	Cond_Cmpt	563793	male
Sw153	Dash	562763	male				
Sw160	Dash	562763	male				

DIODES LIST

No	Location	Part #	Function	Page					
D1	FJB	561740	AccessoriesDiode	3.2					
D2	FJB	561740	DiodeDriverLiq.Sol.	18.1					
D4	RHConsole	561740	SuppressorDiodeLowerWiper2ndSpd	34.1					
D5	RHConsole	561740	SuppressorDiodeLowerWiper1stSpd	34.1					
D6	RJB	561740	SuppressorDiodeMasterrelay	3.1					
D7	RH_Console	561740	EntanceDoorDiode	29.1					
D8	Evap_Cmpt	561740	*opt*	18.3					
D9	Evap_Cmpt	561740	HvacDiode	17.1					
D10	Evap_Cmpt	561740	Pre-HeatDiode	17.1					
D11	Evap_Cmpt	561740	DiodePass.Liq.Sol	18.2					
D15	RJB	561740	WakeUpDiode	3.2					
D17	Evap_Cmpt	561740	LuggageDiode5thCmpt	25.2					
D19	Evap_Cmpt	561740	LuggageDiode2ndCmpt	25.2					
D20	Evap_Cmpt	561740	LuggageDiode1erCmpt	25.2					
D24	RJB	561740	SuppressorDiodeCondensor	18.2					
D26	LHP-Rack	561740	SuppressorDiodeP-RackFanLH	18.3					
D27	RHP-Rack	561740	SuppressorDiodeP-RackFanRH	18.3					
D29	RJB	561740	SuppressorDiodeUnloaderRH	18.2					
D30	Evap_Cmpt	561740	SuppressorDiodeWaterPump	18.2					
D31	RJB	561740	SuppressorDiodeA/Cclutch	18.2					
D32	Engine_Cmpt	561740	SuppressorDiodeLavFan	11.1					
D33	RJB	561740	SuppressorDiodeFlushPump	11.1					
D34	EntranceDoorCeiling	561740	SuppressorDiodeUpperDefrosterFan	18.4					
D36	RJB	561740	SuppressorDiodeRadiatorFanClutch2ndSpd	14.1					
D37	RJB	561740	SuppressorDiodeRadiatorFanClutch1stSpd	14.1					
D44	FJB	561740	IgnitionDiode	3.2					
D51	Engine_Cmpt	561740	WasherPumpCommuter	34.1					
D67	RJB	561740	SuppressorDiodeRearLamps	26.2					
D68	RJB	561740	SuppressorDiodeRearLamps	26.2					
D69	RJB	561740	SuppressorDiodeRearLamps	26.2					
D70	RJB	561740	SuppressorDiodeRearLamps	26.2					
D73	Evap_Cmpt	561740	PreHeater	18.2					
D80	Evap_Cmpt	561740	CutOffWaterPreHeat	38.1					

RESISTORS LIST

No	Location	Part #	Function	Page					
Res2	FJB	563205	PullDownresistor	28.1					
Res3	RJB	563593	CAN_Nertwork	6.1					
Res4	FJB	563593	CAN_Nertwork	6.1					
Res6	FJB	563593	DBus_Network	6.2					
Res7	FJB	563593	J939Network	6.2					
Res9	Dash	564164	25R	19.1					
Res10	Dash	562892	KeyPadCluster100R	10.1					
Res15	Engine_Cmpt	563587	EndOfLineDevice	38.1					
Res16	RJB	563006	UpperRearLampRH	26.2					
Res17	RJB	563006	UpperRearLampLH	26.2					
Res22	Parcel_Rack_RH	564546	PRack_Fan	18.3					
Res23	Parcel_Rack_RH	564546	PRack_Fan	18.3					
Res31		*opt*	*opt*	14.2					
Res32		*opt*	*opt*	14.2					
Res33	FJB	561534	1.2k	10.1					
Res34	FJB	561534	1.2k	10.1					
Res35	FJB	561534	1.2k	10.1					
Res36	FJB	561534	1.2k	10.1					
Res37	ServiceCmpt.	565894	*opt*	39.1					
Res53	FJB	563593	*opt*	6.2					

RELAYS LIST

No	Location	Part #	Function	Page					
R1	RJB	562364	MasterRelay	3.1					
R3	RJB	563348	12vIgn&AccRelay	3.1					
R4	RJB	563332	Cutoffwaterpreheater	38.1					
R5	RJB	563332	Charging_Relay_Optionnal	17.1					
R10	Evap_Cmpt	563348	CondensorPowerRelay	18.2					
R11	RJB_VECR	563332	24Ign	5.1					
R12	RJB	563551	EvaporatorRelay	18.2					
R17	RJB	564218	12vRrWUpRelay	3.3					
R18	FJB	564218	24vFrWupRelay	3.3					
R19	FJB	564218	12vFrWUpRelay	3.3					
R20	RJB	563332	WaterPumpRelay	17.1					
R21	RJB_VECR	563269	EmergencyCutoutRelay	3.2					
R22	FJB_VECF	563269	Ign_Relay_VecuCpc	4.1					
R23	RHConsole	563332	LowerWiperRelay	34.1					
R25	RJB_VECR	563332	Ecmlgn	5.1					
R26	Evap_Cmpt	563332	Pre-HeatRelay	18.2					
R27	Parcel_Rack_LH	563332	Hostess_Gong_Relay	22.2					
R29	RJB	563348	Preheater_Volvo	14.1					
R30	RJB	563332	Lugg_Door_Lock	33.1					
R31	RJB	563332	*opt*	33.1					
R32	RJB	563332	*opt*	33.1					
R33	RJB	563332	Lugg_Door_Unlock	33.1					
R34	RJB	564218	12vRrEngineEcu	3.3					
R39	FJB	563332	TransmissionlShift	4.1					
R40	RJB	563332	TransmissionlShift	15.2					
R41	FJB	563332	SunVisorCtr	41.1					
R42	FJB	563332	SunVisorCtr	41.1					
R43	FJB	563332	SunVisorCtr	41.1					
R47	WCLPump	563332	WCLDoorOpen	36.1					
R_Starter	RJB	564095	StarterRelayCtr	3.2					

FUSES LIST

No	Location	Part #	Function	Rating	Page
F1	FuseBoxFJB	563279	CecmPower	3amp	4.1
F2	FuseBoxFJB	563279	FrontStartMainSwitch	3amp	4.1
F3	FuseBoxFJB	563279	EnginePre-HeatH.W.+DrvLiq.Vlv	3amp	4.1
F4	FuseBoxFJB	563280	*opt*	5Amp	4.1
F5	FuseBoxFJB	563165	24vtoWUp	30amp	4.1
F6	FuseBoxFJB	563005	Customer24VD	7.5amp	4.1
F7	FuseBoxFJB	563279	SpareFuse	3amp	4.1
F8	FuseBoxFJB	563279	AirHorn	3amp	4.1
F9	FuseBoxFJB	563284	SpareFuse	15amp	4.1
F10	FuseBoxFJB	563279	SpareFuse	3amp	4.1
F11	FuseBoxFJB	563279	SunVisor	3amp	4.1
F12	FuseBoxFJB	563282	PwrMuxModule	20amp	4.1
F13	FuseBoxFJB	563282	PwrMuxModule	20amp	4.1
F14	FuseBoxFJB	563284	Customer24VI	15amp	4.1
F15	FuseBoxFJB	563004	EngineBrakeRelay	2Amp	4.1
F16	FuseBoxFJB	563153	DefrosterUnit	25Amp	4.1
F17	FuseBoxFJB	563280	SpareFuse	5Amp	4.1
F18	FuseBoxFJB	563284	SpareFuse	15amp	4.1
F19	FuseBoxFJB	563279	Prodriver	3amp	4.1
F20	FuseBoxFJB	563279	WitnessRedLed	7.5amp	4.1
F21	FuseBoxFJB	563282	PwrMuxA44	20amp	4.1
F22	FuseBoxFJB	563279	SteeringCtrl	3amp	4.1
F23	FuseBoxFJB	563284	ABS	30amp	4.1
F24	FuseBoxFJB	563005	Mirror	7.5amp	4.1
F25	FuseBoxFJB	563280	BackupCamera	5Amp	4.1
F26	FuseBoxFJB	563279	SmartTireOption	3amp	4.1
F27	FuseBoxFJB	563284	Customer_12VI	15amp	4.1
F28	FuseBoxFJB	563282	DriverWindow	20amp	4.1
F29	FuseBoxFJB	563279	ClusterandDDDR	3amp	4.1
F30	FuseBoxFJB	563284	PwrOutletandCigarLighter	15amp	4.1
F31	FuseBoxFJB	563279	SpareFuse	3amp	4.1
F32	FuseBoxFJB	563282	SpareFuse	20amp	4.1
F33	FuseBoxFJB	563165	12VDtoWakeUp	30amp	4.1
F34	FuseBoxFJB	563165	12VDtoWakeUp	30amp	4.1
F35	FuseBoxFJB	563283	12vPwrOutlet	10amp	4.1
F36	FuseBoxFJB	563279	PwrHvacandTtItModule	3amp	4.1
F37	FuseBoxFJB	563283	SpareFuse	10amp	4.1
F38	FuseBoxFJB	563283	SpareFuse	10amp	4.1
F39	FuseBoxFJB	563283	Electrical_Driver_Seat_Option_OR_R4_Preheater	10amp	4.1
F40	FuseBoxFJB	563284	SpareFuse	15amp	4.1
F41	FuseBoxFJB	563283	SpareFuse	10amp	4.1
F43	RJB	560893	Evap_Start_Pre_Heater_Option	3Amp	18.2
F44	CFHFuseFJB	563280	DestinationSigns	5amp	3.3

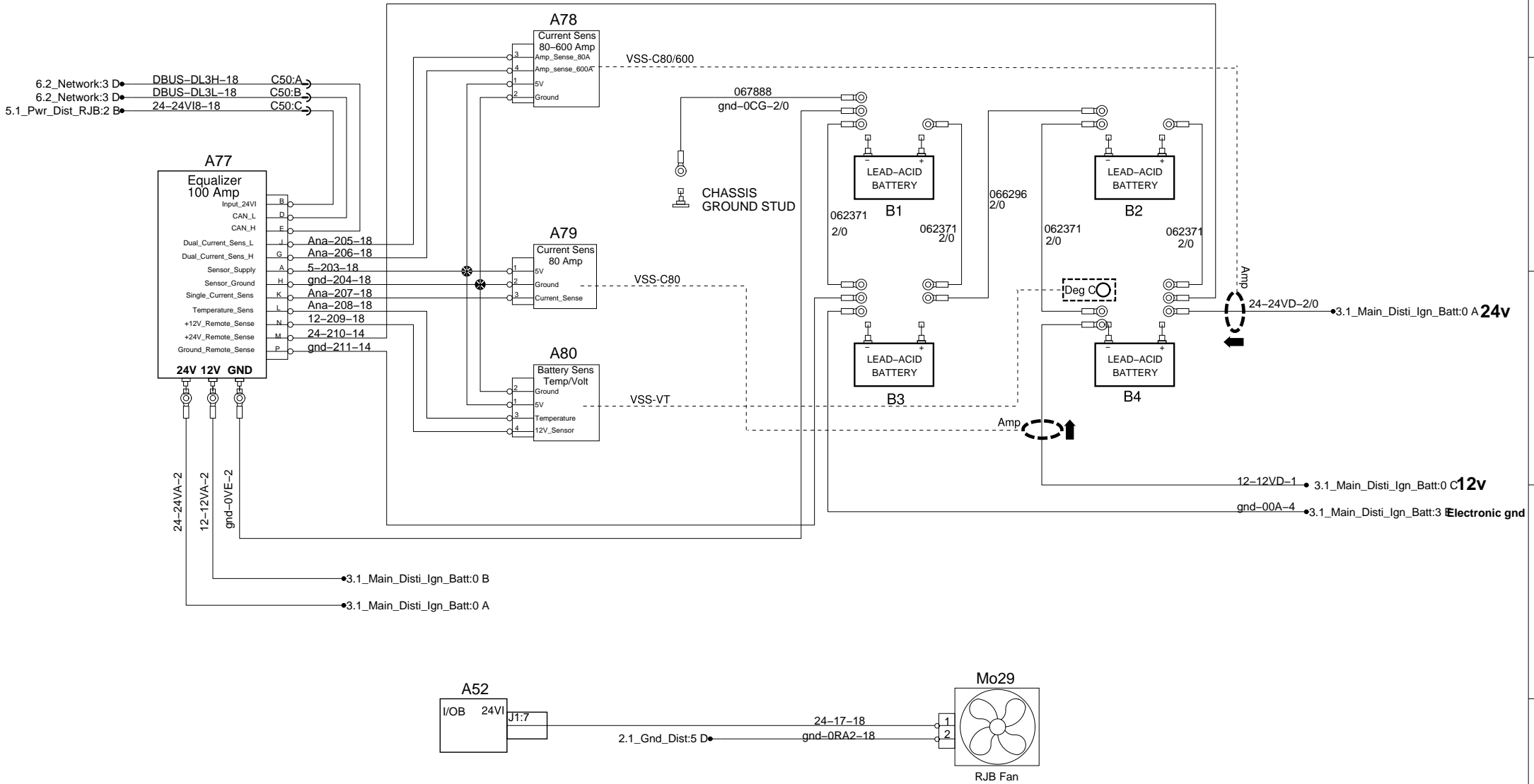
FUSES LIST

No	Location	Part #	Function	Rating	Page
F45	CFHFuseFJB	563284	AFSS	15amp	3.3
F50	FuseBoxRJB	563284	PreHeater	15amp	5.1
F51	FuseBoxRJB	563153	PreHeater	25Amp	5.1
F52	FuseBoxRJB	563284	Spare	15amp	5.1
F53	FuseBoxRJB	563284	HVAVPass	15amp	5.1
F54	FuseBoxRJB	563284	24VDCustomer	15amp	5.1
F65	FuseBoxRJB	563165	*opt*	30amp	5.1
F67	FuseBoxRJB	563153	MuxPower	25Amp	5.1
F68	FuseBoxRJB	563153	MuxPower	25Amp	5.1
F69	FuseBoxRJB	563005	Spare	3amp	5.1
F70	FuseBoxRJB	563005	24VICustomer	7.5amp	5.1
F71	FuseBoxRJB	563284	IntLights	15amp	5.1
F72	FuseBoxRJB	563153	MuxPower	25Amp	5.1
F78	FuseBoxRJB	563284	Spare	15amp	5.1
F79	FuseBoxRJB	563284	Spare	15amp	5.1
F80	FuseBoxRJB	563284	MuxPower	15amp	5.1
F81	FuseBoxRJB	563004	EngineStart	2Amp	5.1
F83	FuseBoxFJB	563005	SoundSystem	10amp	4.1
F84	FuseBoxFJB	563284	Customer	15amp	4.1
F85	FuseBoxRJB	563283	TranslShift	10amp	5.1
F86	FuseBoxRJB	563283	VolvoLink	10amp	5.1
F89	FuseBoxRJB	563284	Spare	20amp	5.1
F90	FuseBoxRJB	563282	VolvoUrea	20amp	5.1
F91	FuseBoxRJB	563282	Engine	20amp	5.1
F96	FuseBoxRJB	563284	VolvoUrea	20amp	5.1
F98	FuseBoxRJB	563284	Alternator	15amp	5.1
F99	FuseBoxRJB	563165	Engine	30amp	5.1
F104	FuseBoxFJB	563284	Spare	15amp	4.1
F105	FuseBoxFJB	563282	Spare	20amp	4.1
F106	CFHFuseFJB	563283	FlipDownScreenA33	10amp	3.3
F109	RJB	562597	EnginePreheater	150A	14.1
F110	CFHFuseFJB	563283	WupMuxPower	10amp	3.3
F122	RJB	562606	FUEL_FILTER	25Amp	13.1
F127	FJB	562222	Wifi	5Amp	4.1
F111_2_172	Parcel_Rack_LH	563283	Cadec	10amp	42.1
F112_2_172	Parcel_Rack_LH	563283	Cadec	10amp	42.1
F113_2_172	Parcel_Rack_LH	563283	Cadec	10amp	42.1
F114_2_172	Parcel_Rack_LH	563283	Cadec	10amp	42.1
F116_2_172	Parcel_Rack_LH	563283	Cadec	10amp	42.1
F116_3_172	Parcel_Rack_LH	563283	Cadec	10amp	42.1
F117_2_172	Parcel_Rack_LH	563283	Cadec	10amp	42.1
F117_3_172	Parcel_Rack_LH	563283	Cadec	10amp	42.1
F118_2_172	Parcel_Rack_LH	563283	Cadec	10amp	42.1

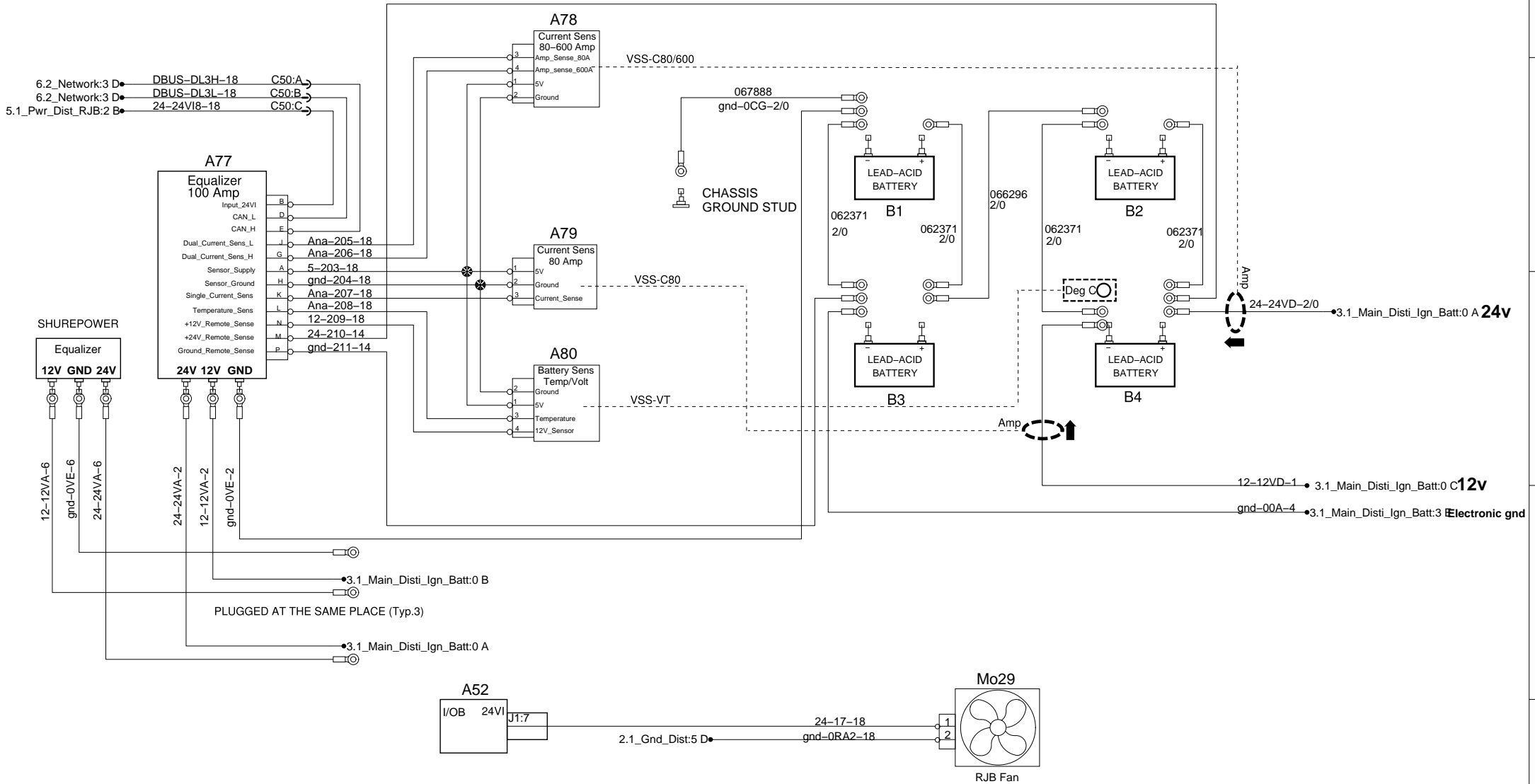
FUSES LIST

No	Location	Part #	Function	Rating	Page
F119_2_172	Parcel_Rack_LH	563283	Cadec	10amp	42.1
F35_7_364	FuseBoxRJB	563283	TranslShift	10amp	4.1
F56_1_92	FuseBoxRJB	563283	IndirectLightingLH	20amp	5.1
F56_2_92	FuseBoxRJB	563283	*opt*	10amp	5.1
F57_1_92	FuseBoxRJB	563283	IndirectLightingRH	10amp	5.1
F58_1_92	FuseBoxRJB	563283	DirectLightingLH	20amp	5.1
F59_1_92	FuseBoxRJB	563283	DirectLightingRH	10amp	5.1
F60_1_92	FuseBoxRJB	563283	ReadingLampRH	20amp	5.1
F61_1_92	FuseBoxRJB	563283	ReadingLampLH	20amp	5.1
F62_1_92	FuseBoxRJB	563283	LavatoryNightLight	10amp	5.1
F63_1_92	FuseBoxRJB	563283	EnginePre-Heat	10amp	5.1
F64_1_92	FuseBoxRJB	563283	GalleyOption	10amp	5.1
F66_1_92	FuseBoxRJB	563279	RadiatorFanClutch	3amp	5.1
F73_1_92	FuseBoxRJB	563282	Trailer_Option	20amp	5.1
F74_1_92	FuseBoxRJB	563283	EcuEngineIgnition	10amp	5.1
F75_1_92	FuseBoxRJB	563283	EcuTransmissionIgn	10amp	5.1
F76_1_92	FuseBoxRJB	563283	Customer	10amp	5.1
F77_1_92	FuseBoxRJB	563283	EcuTransmissionWakeUp	10amp	5.1
F77_2_289	FuseBoxRJB	563283	*opt*	10amp	5.1
FUSE_BOX_3	Parcel_Rack_LH	*opt*	Cadec		42.1
FUSE_BOX_4	Parcel_Rack_LH	*opt*	Cadec		42.1
FUSE_BOX_5	Parcel_Rack_LH	*opt*	Cadec		42.1

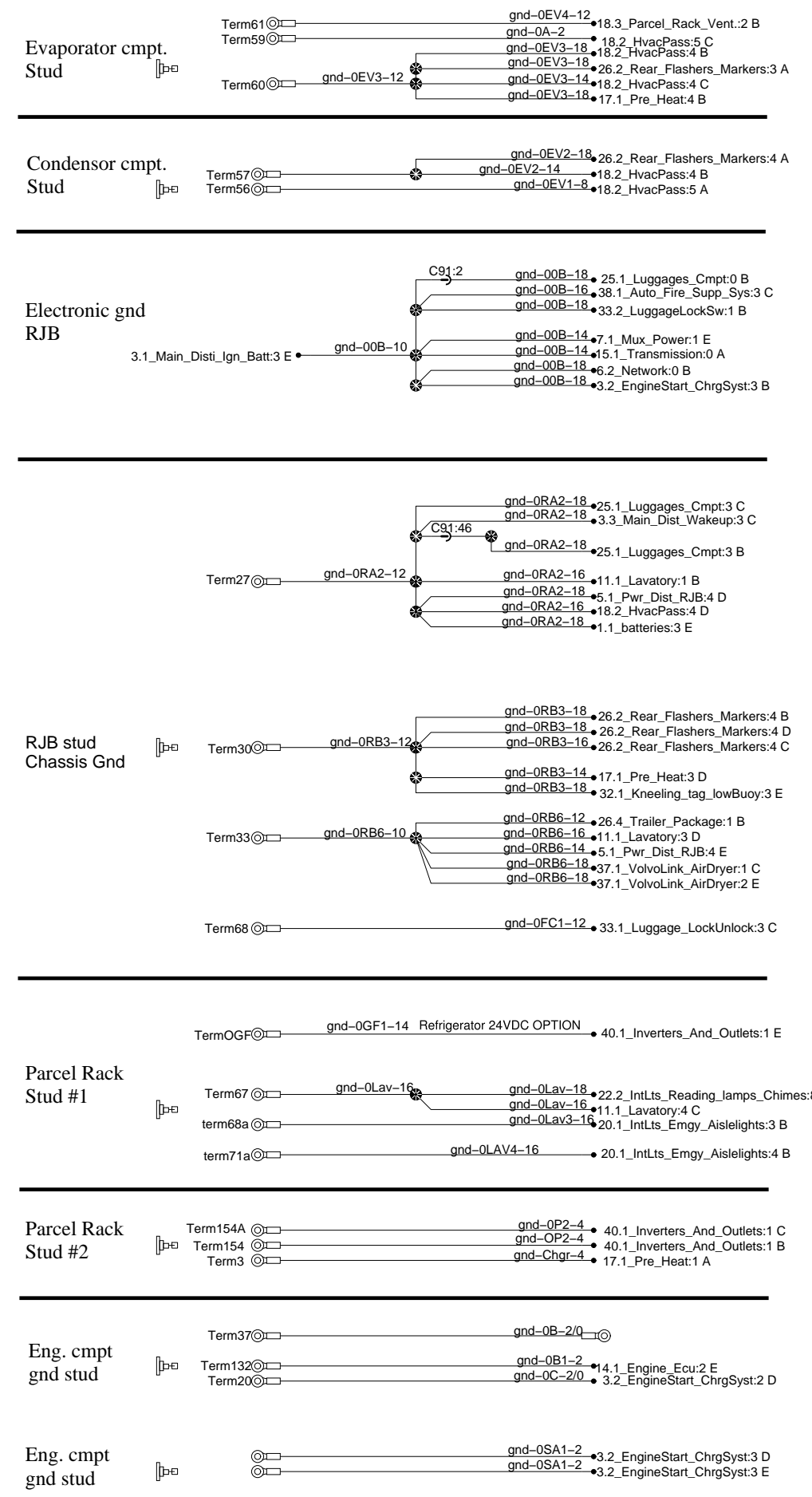
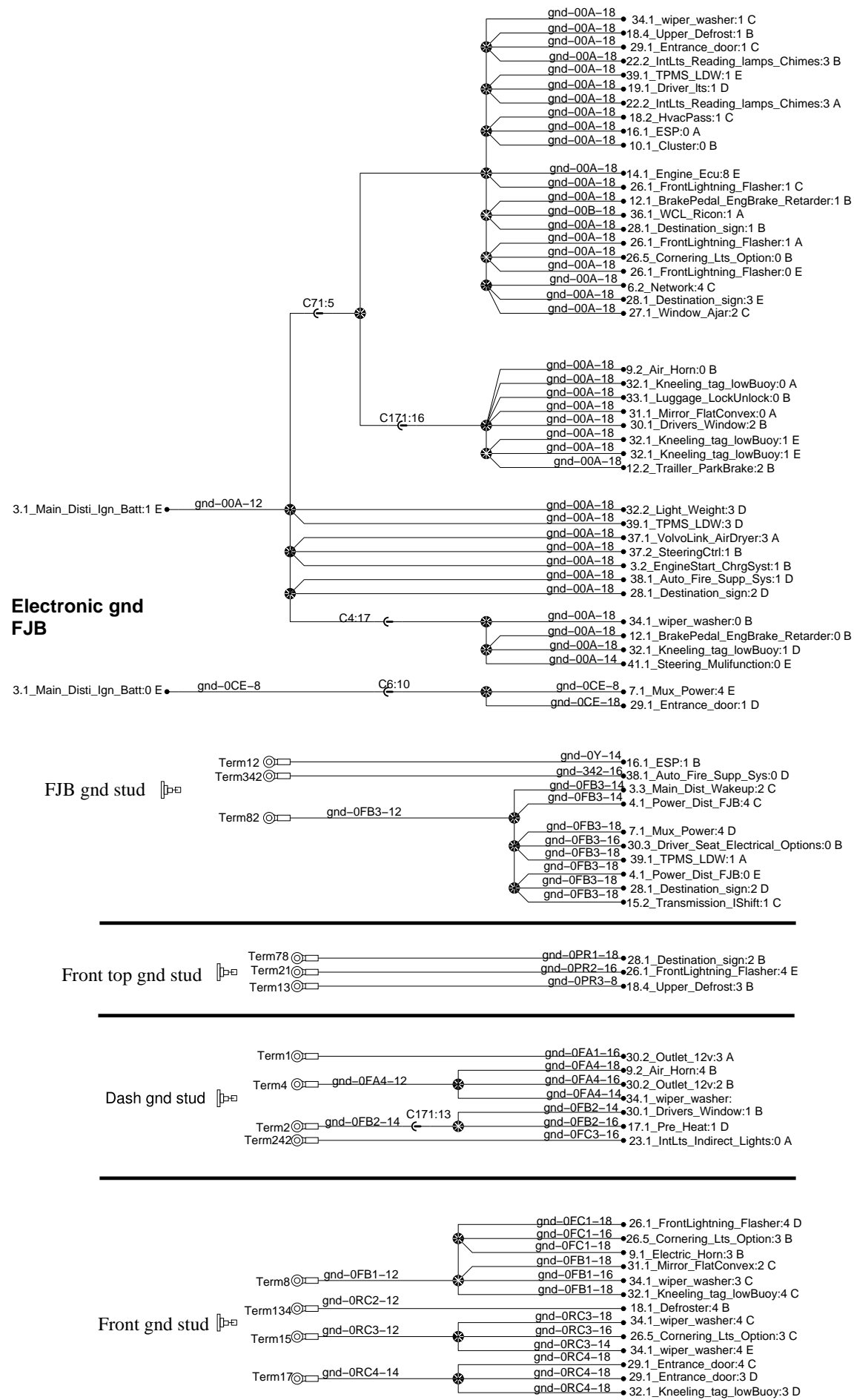
BATTERIES



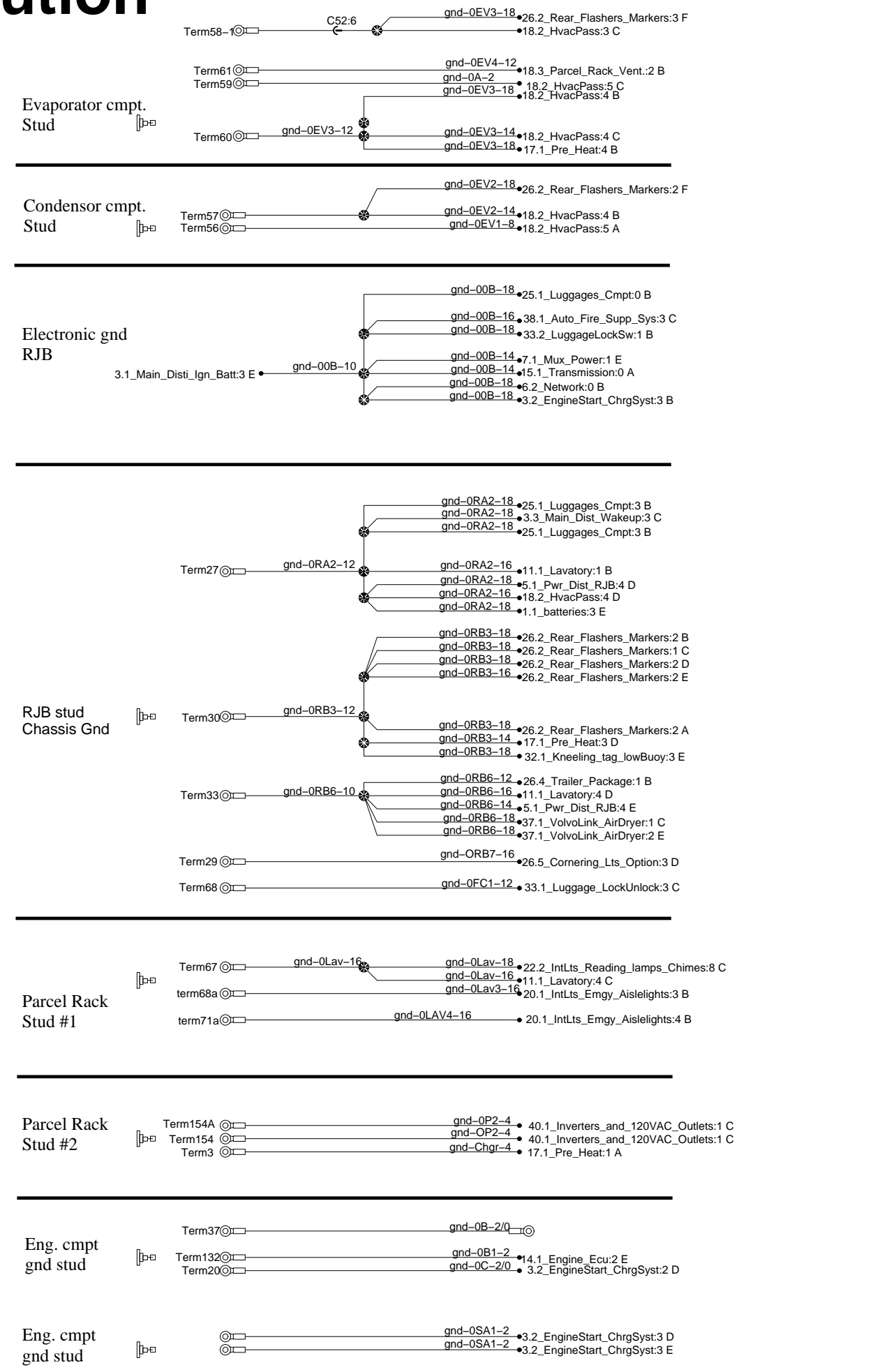
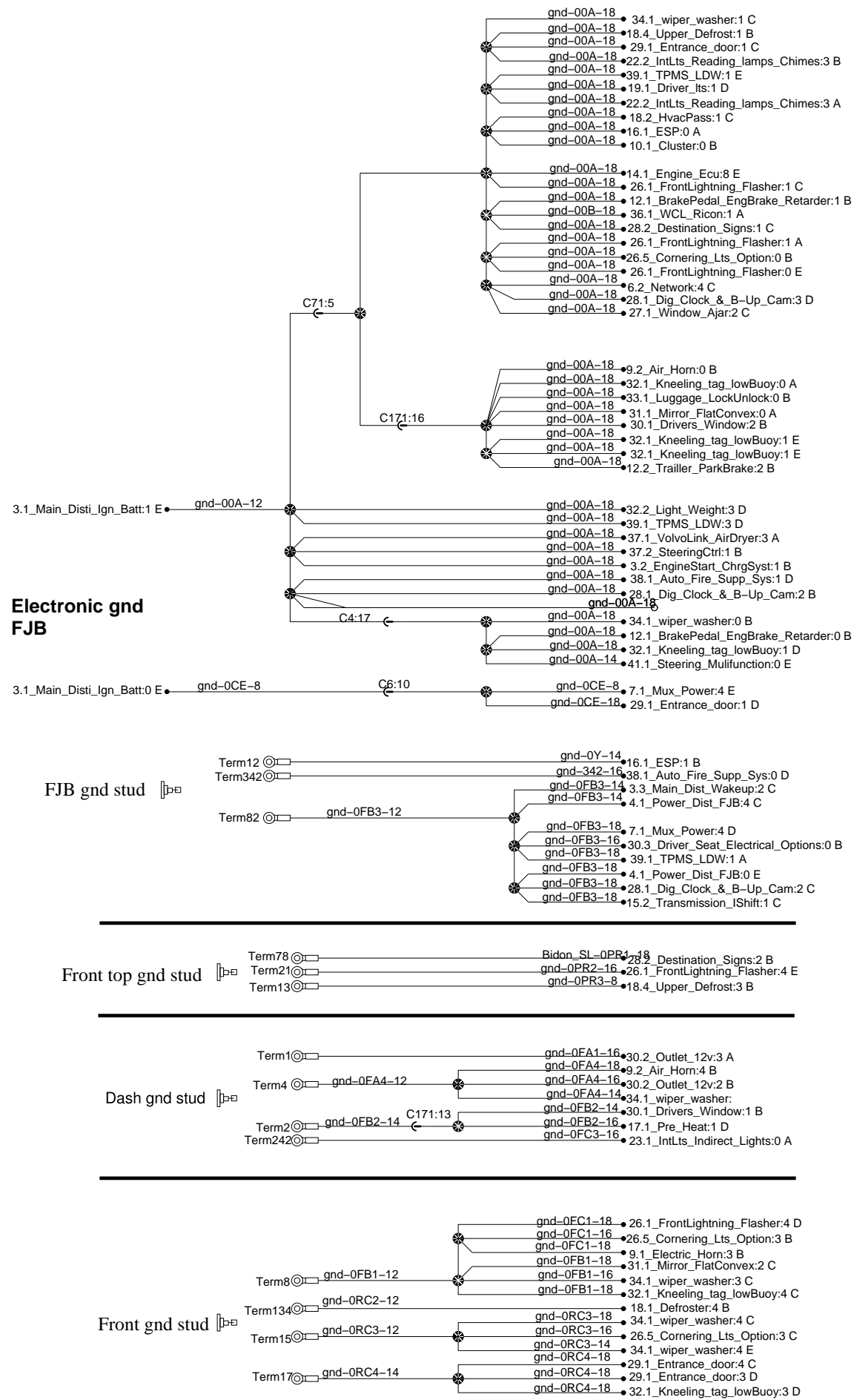
BATTERIES



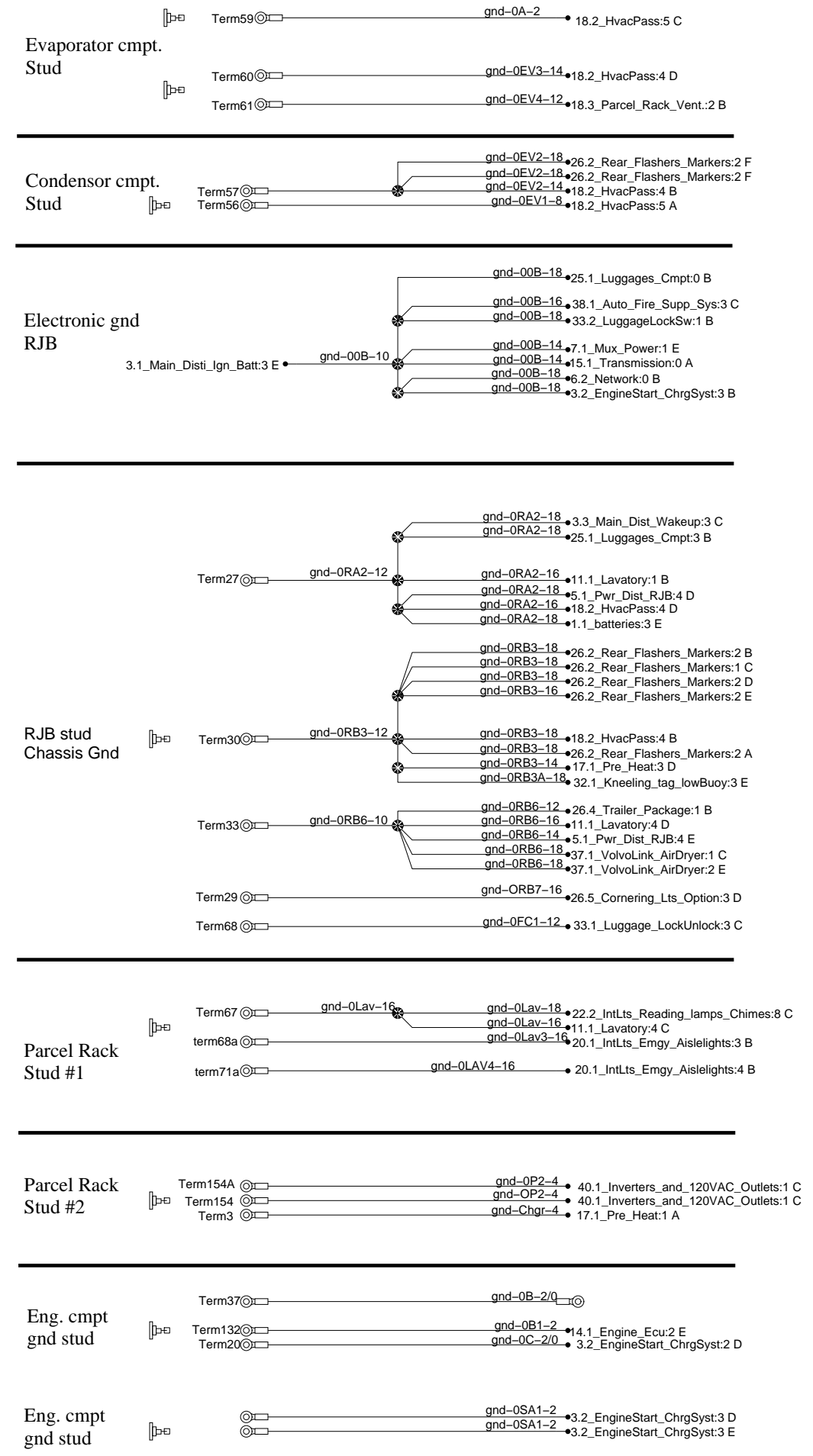
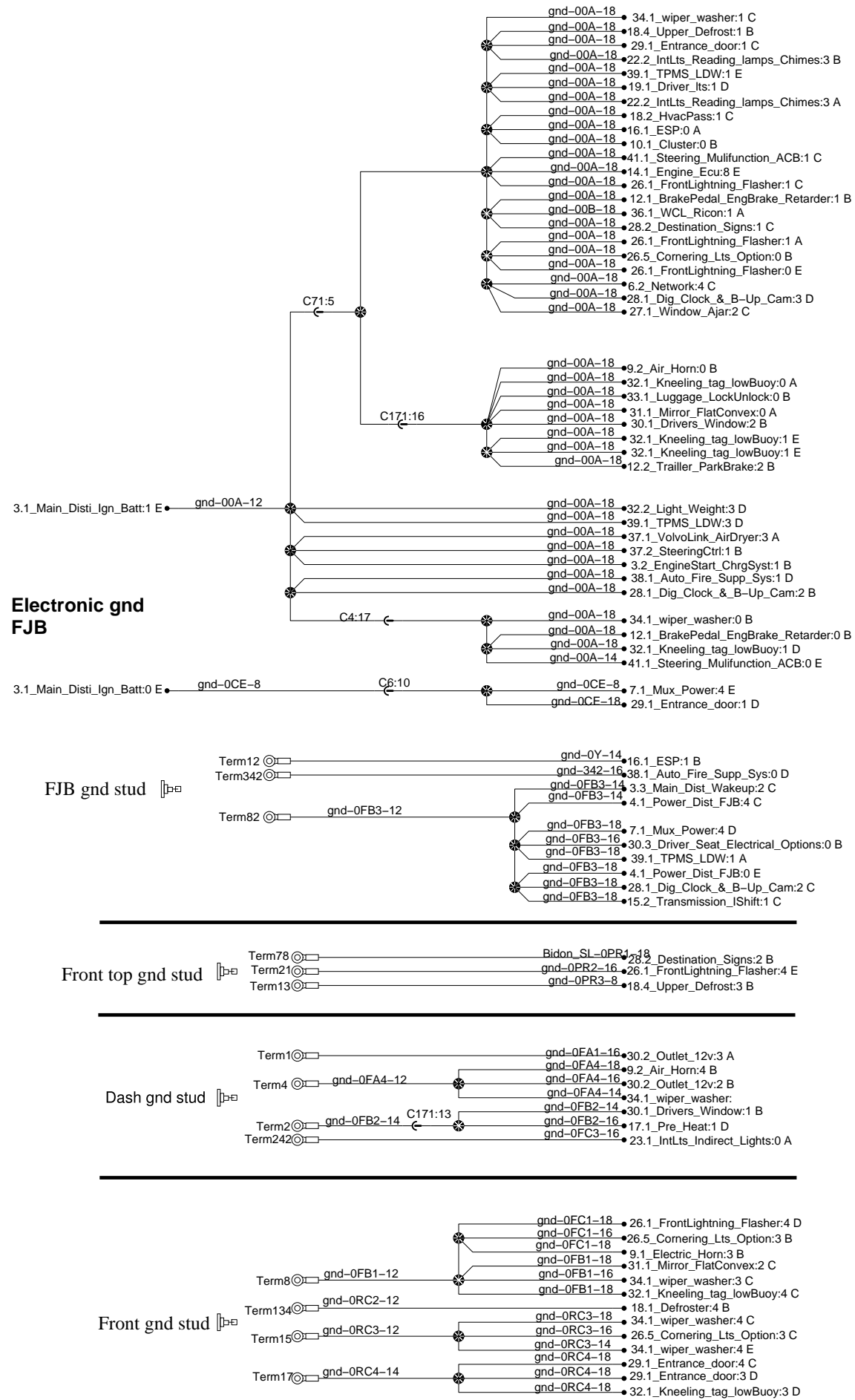
Ground Distribution



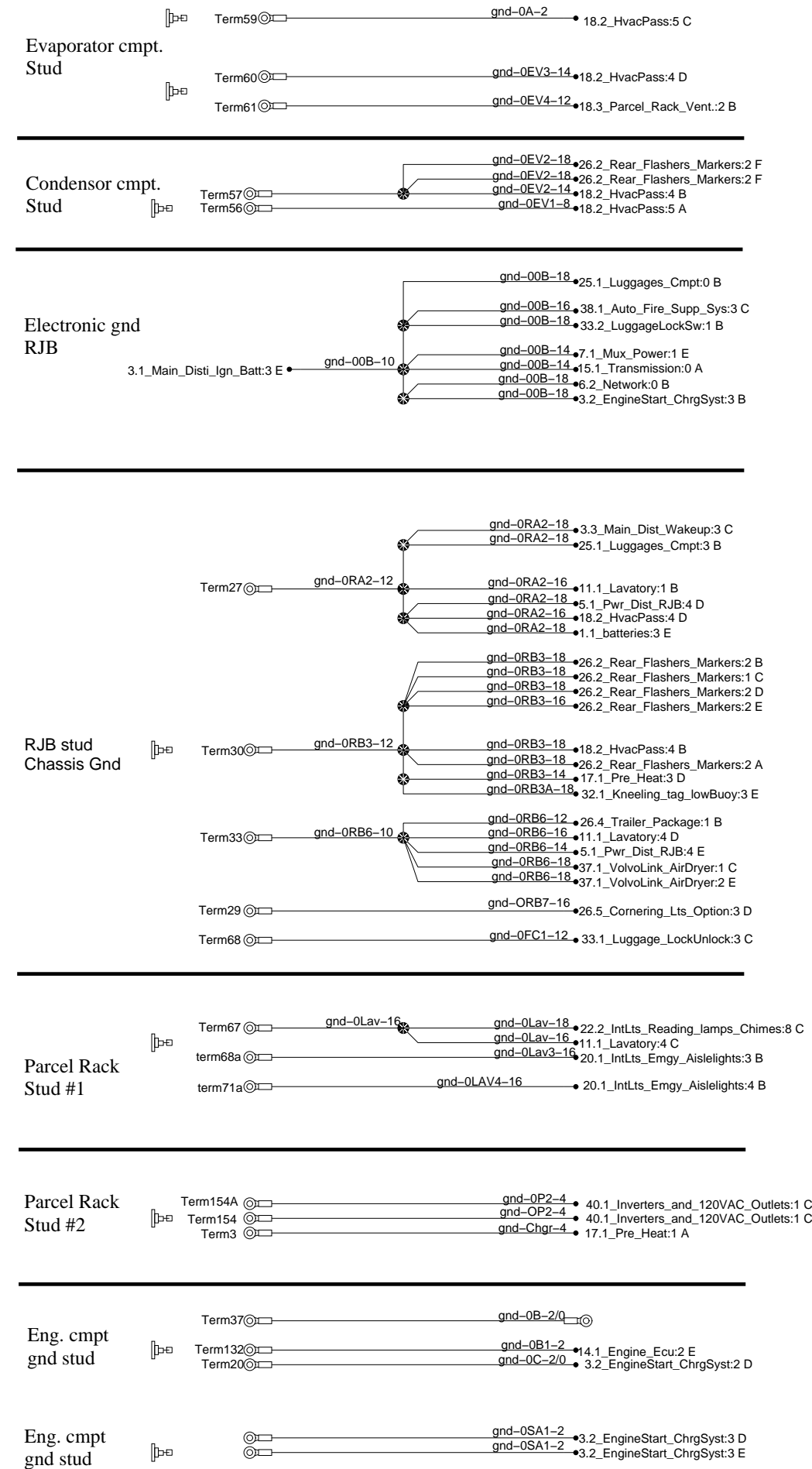
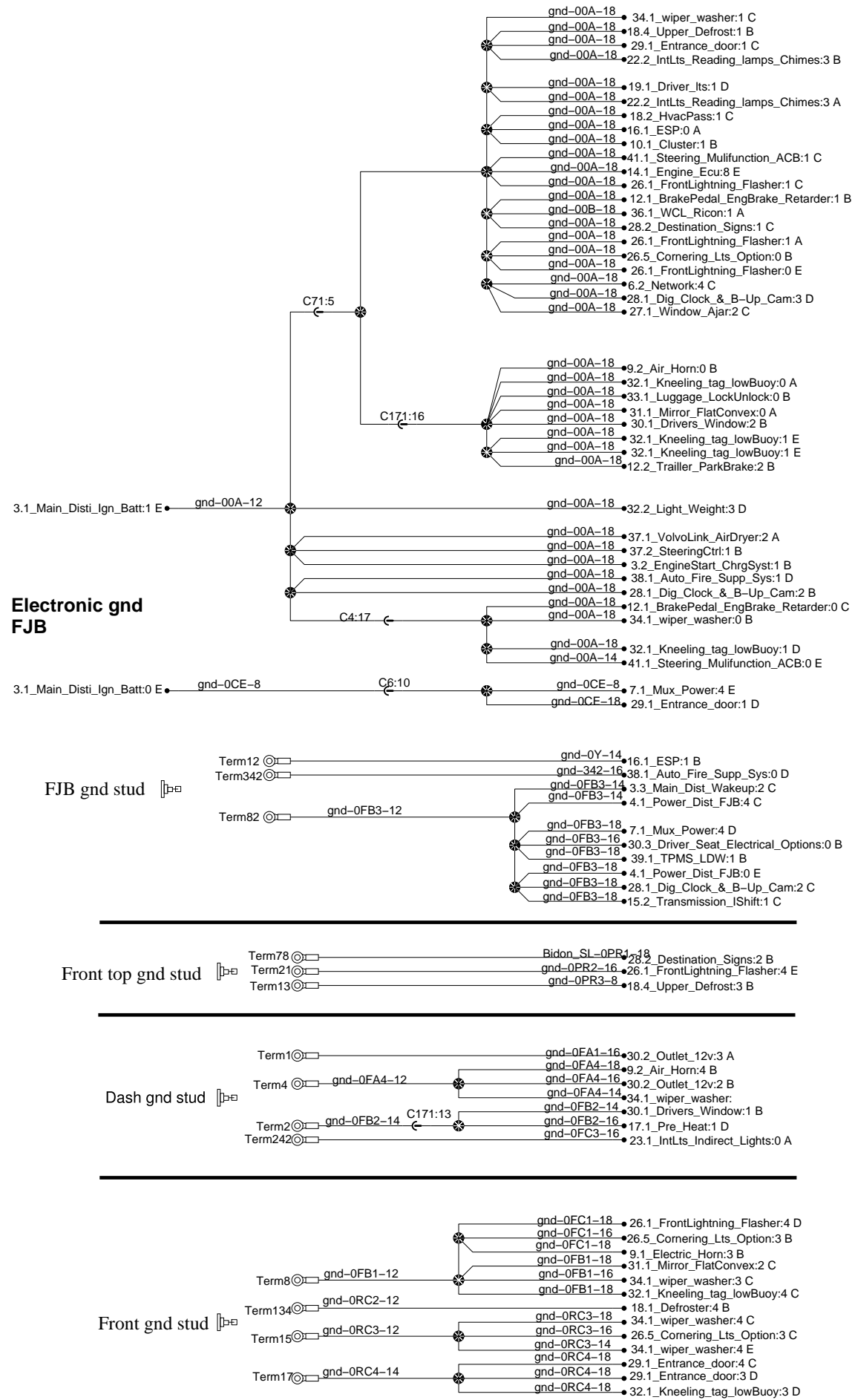
Ground Distribution



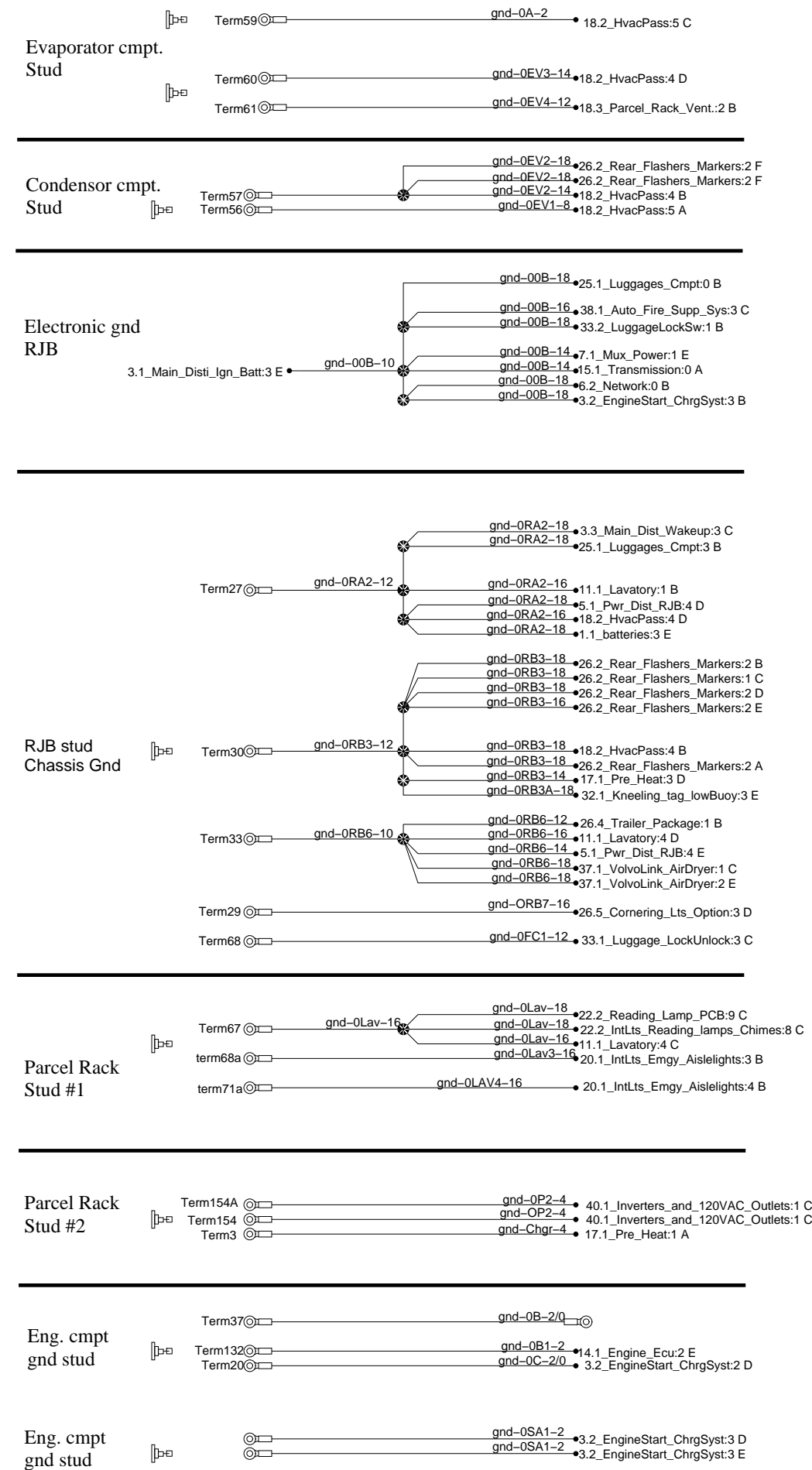
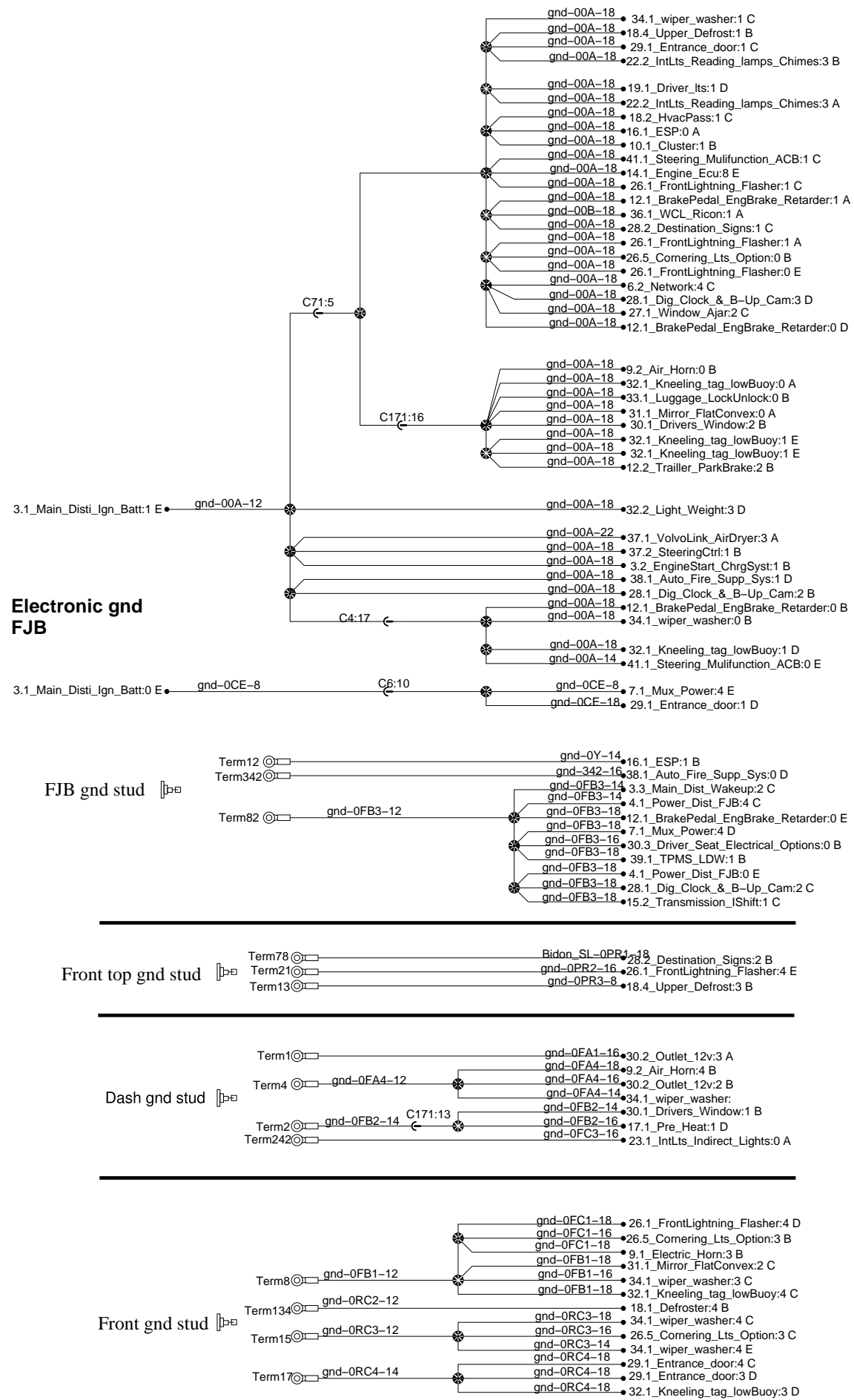
Ground Distribution



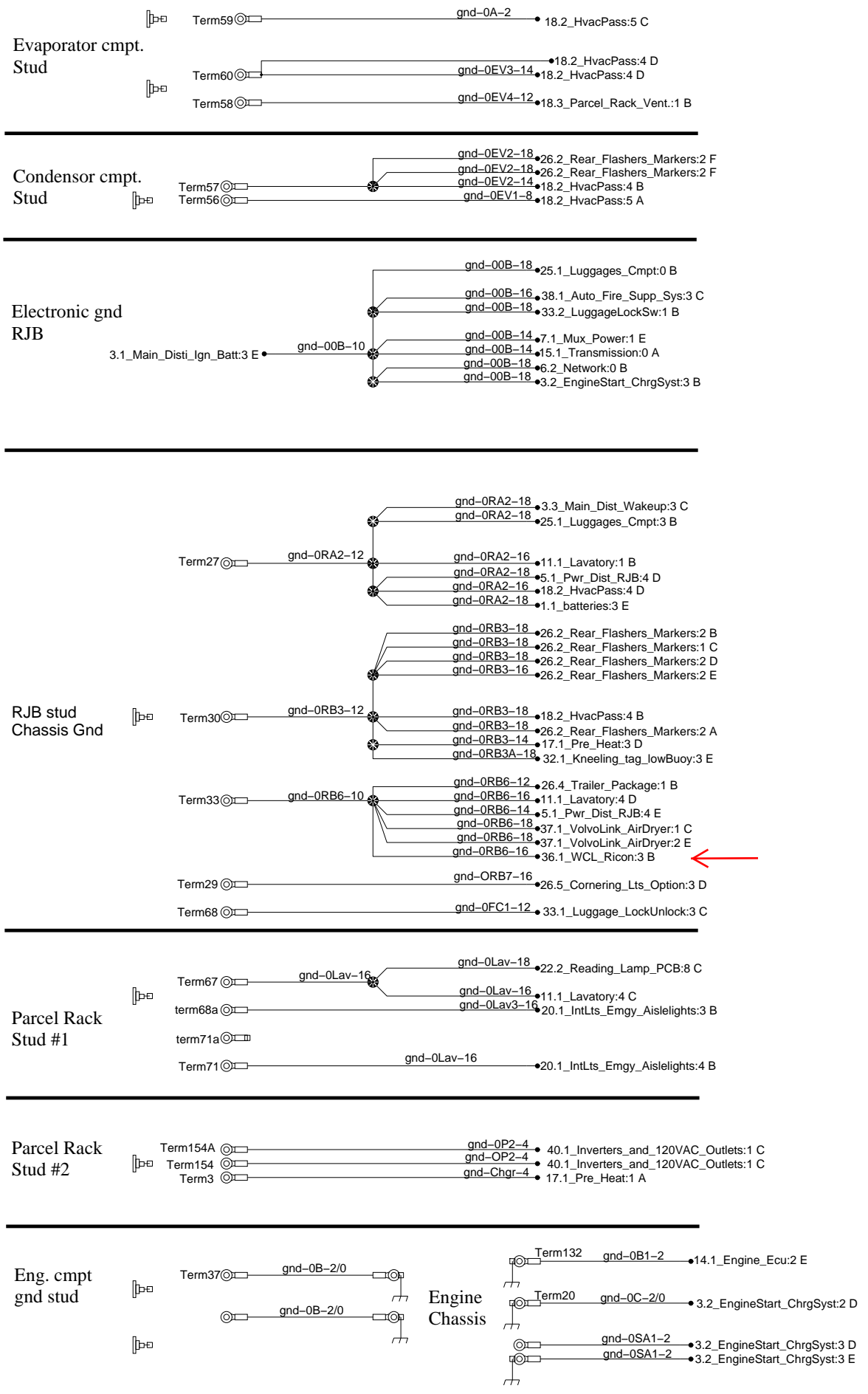
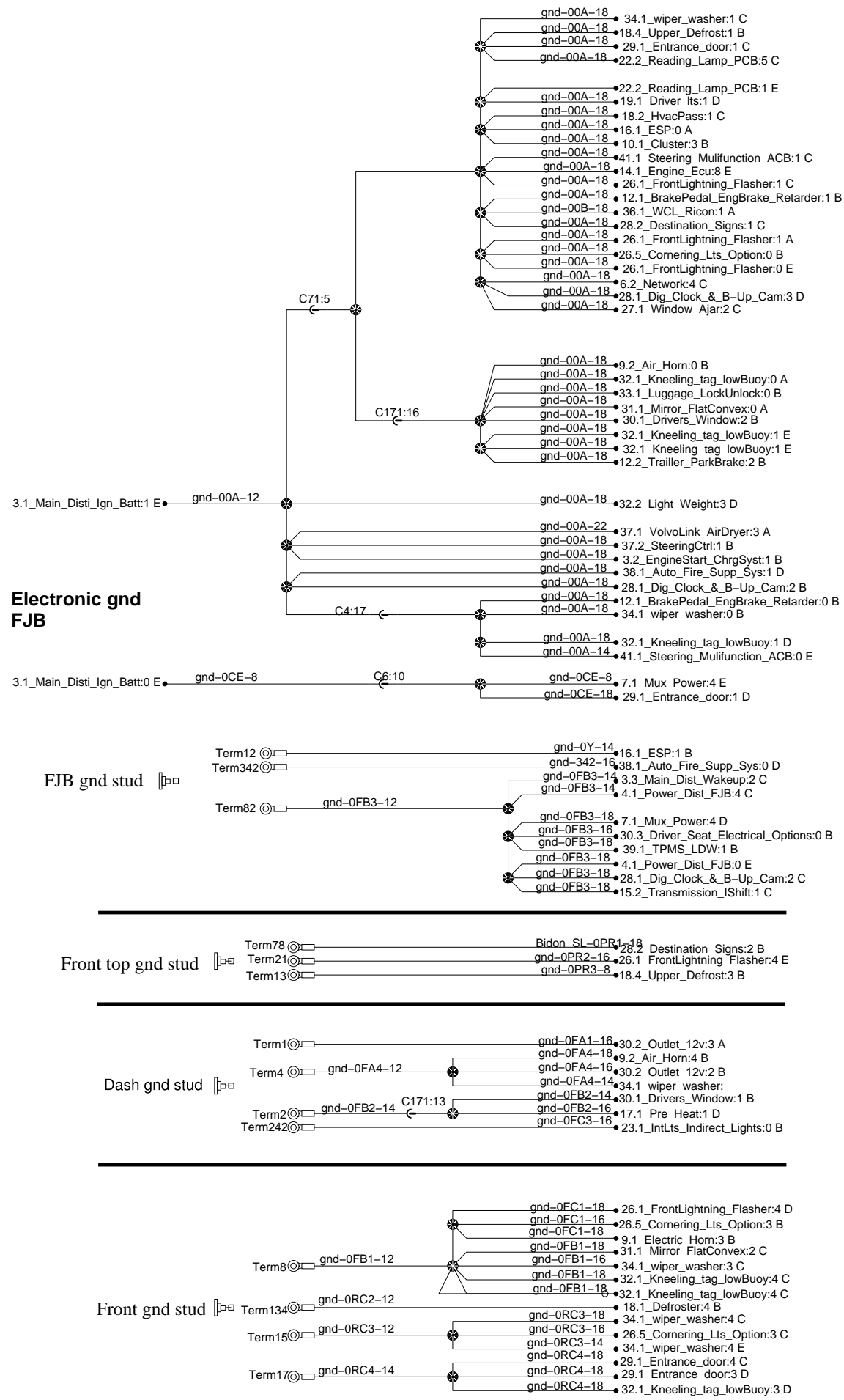
Ground Distribution



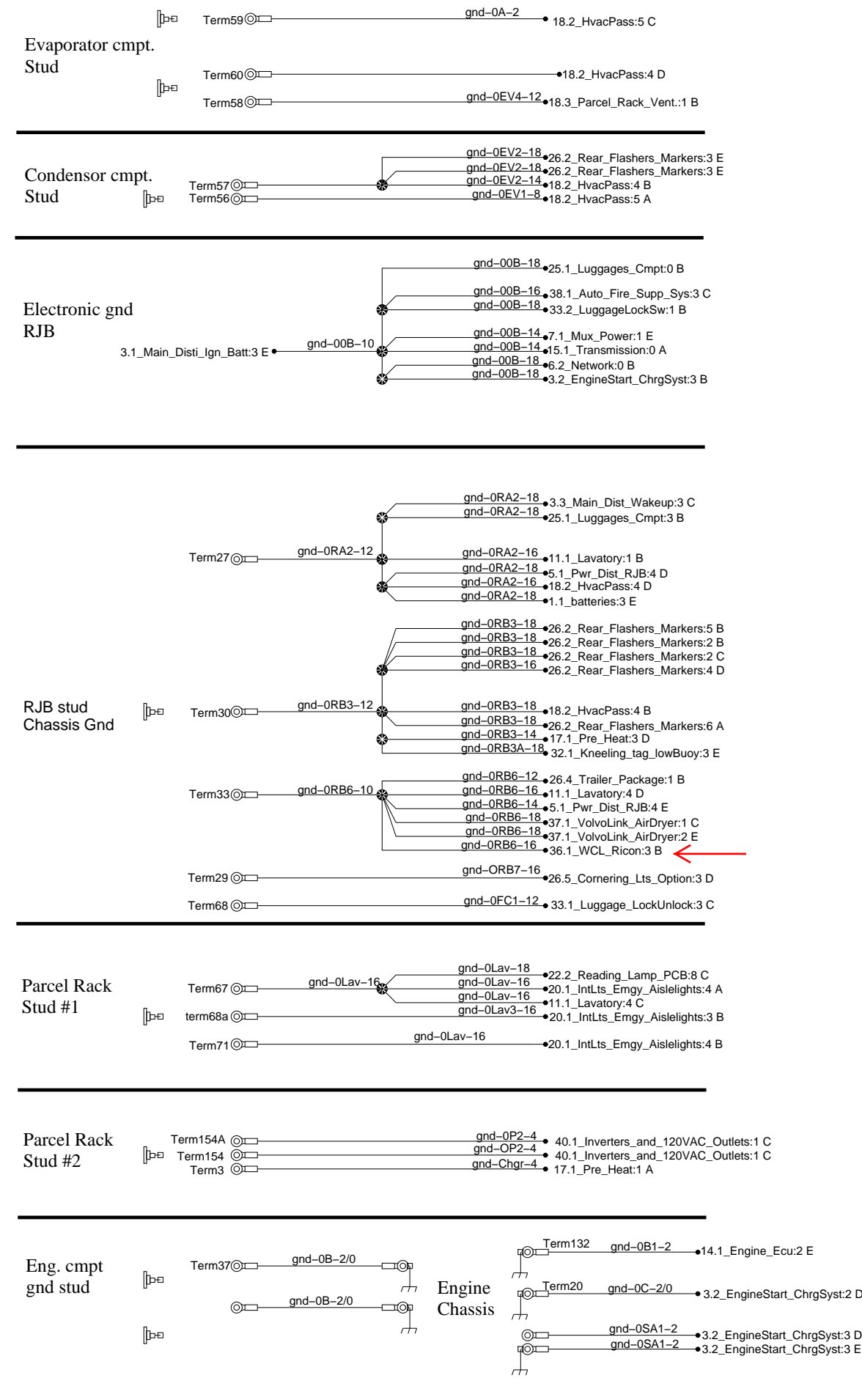
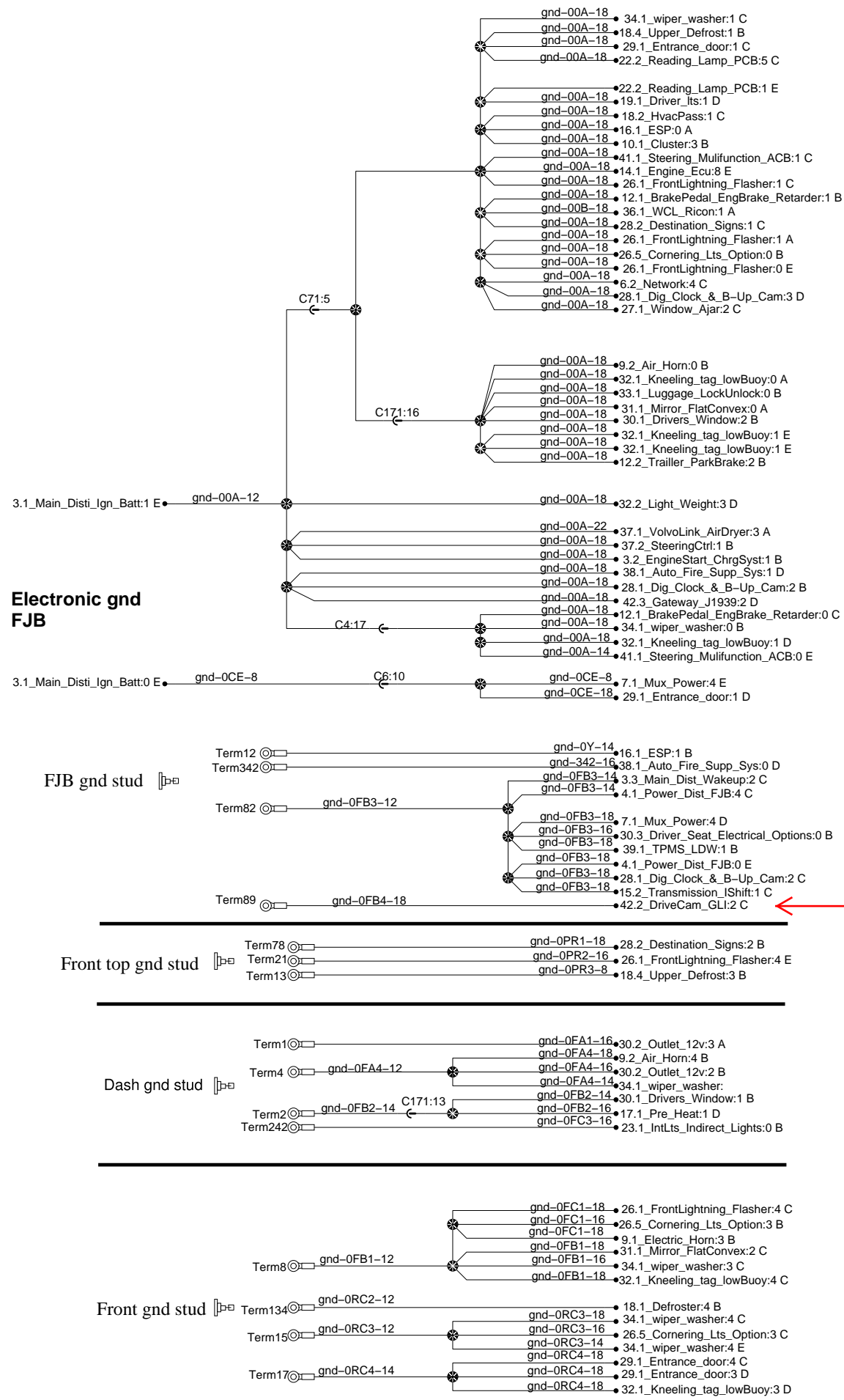
Ground Distribution



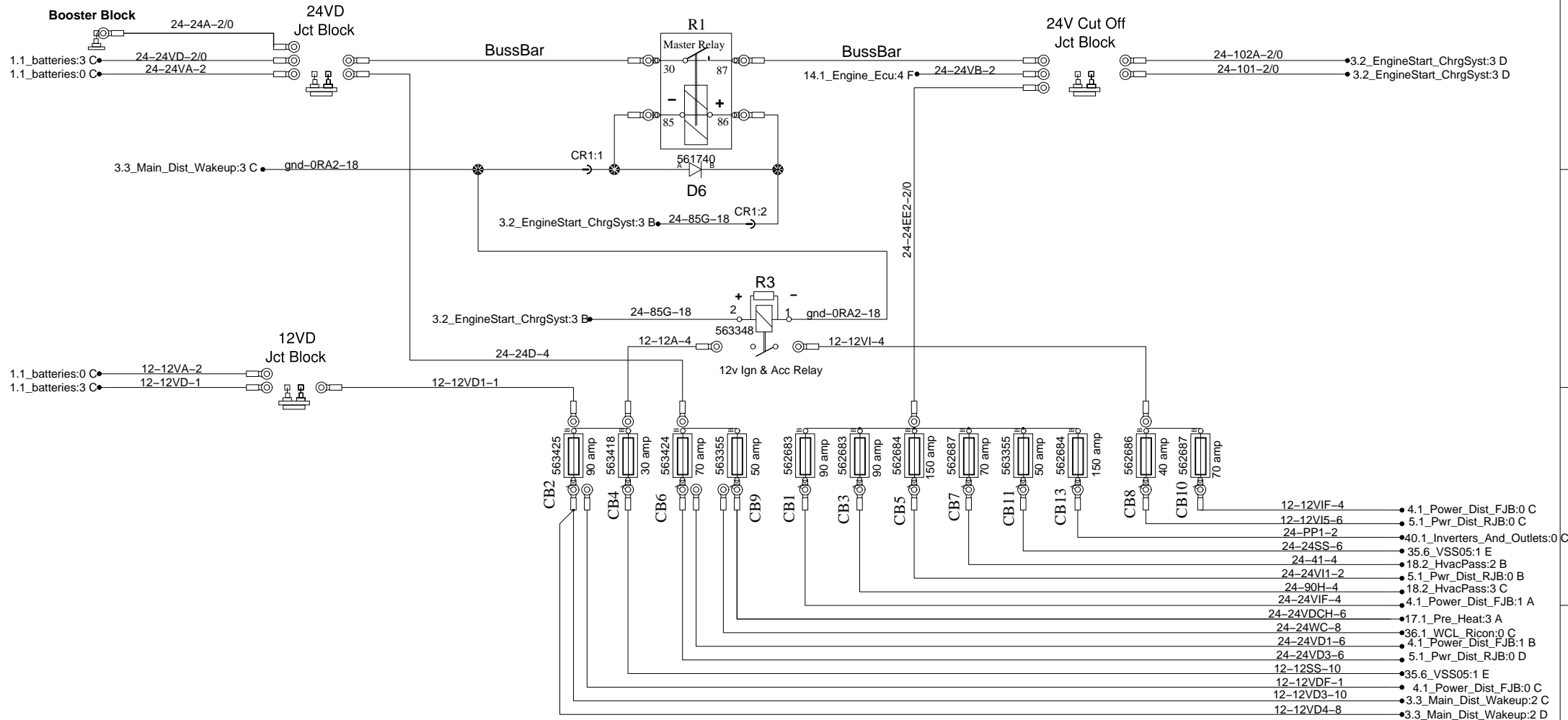
Ground Distribution



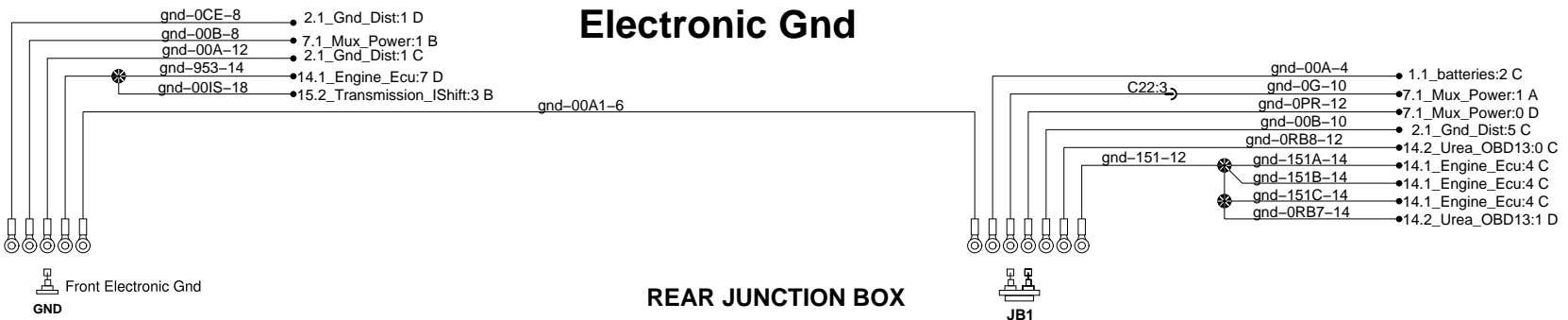
Ground Distribution



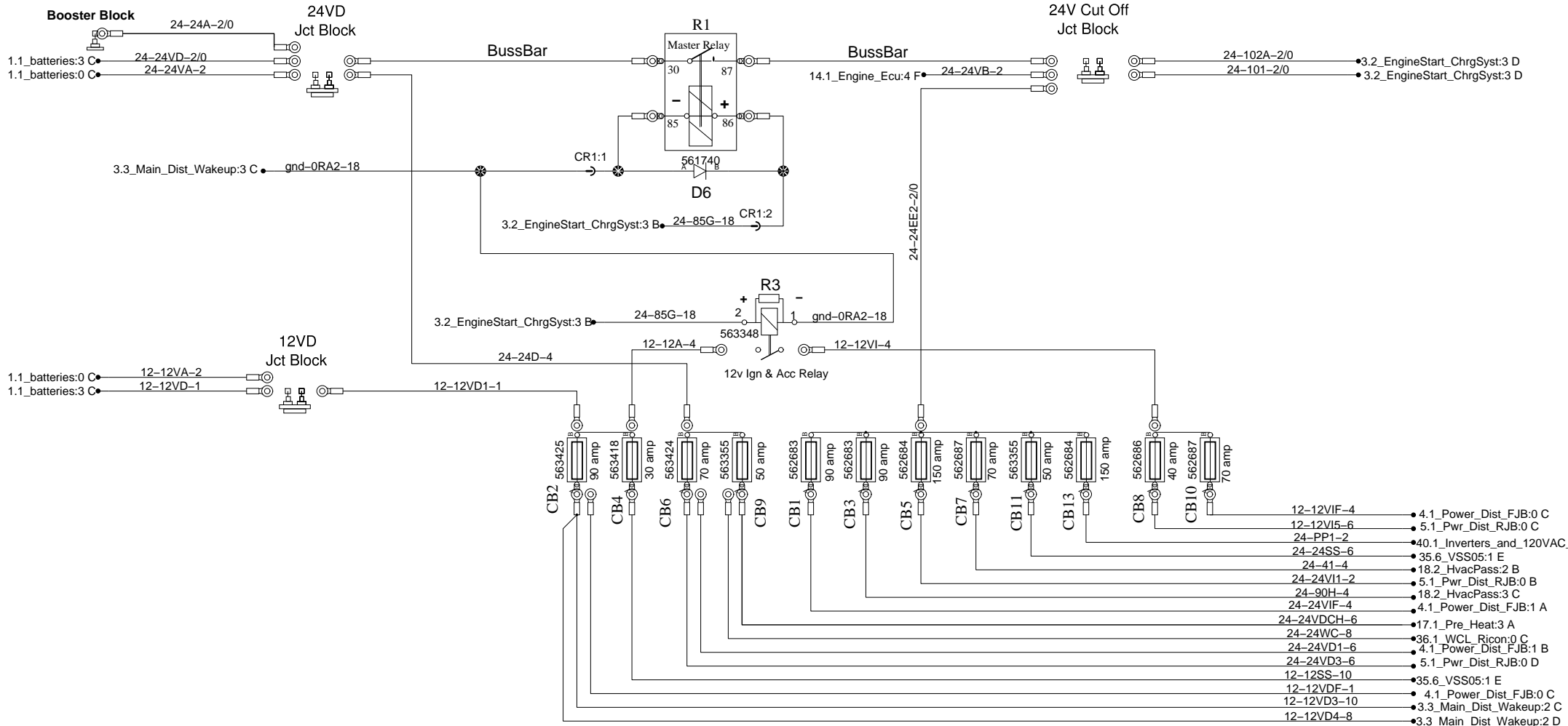
MAIN DISTRIBUTION Batteries & Ignition



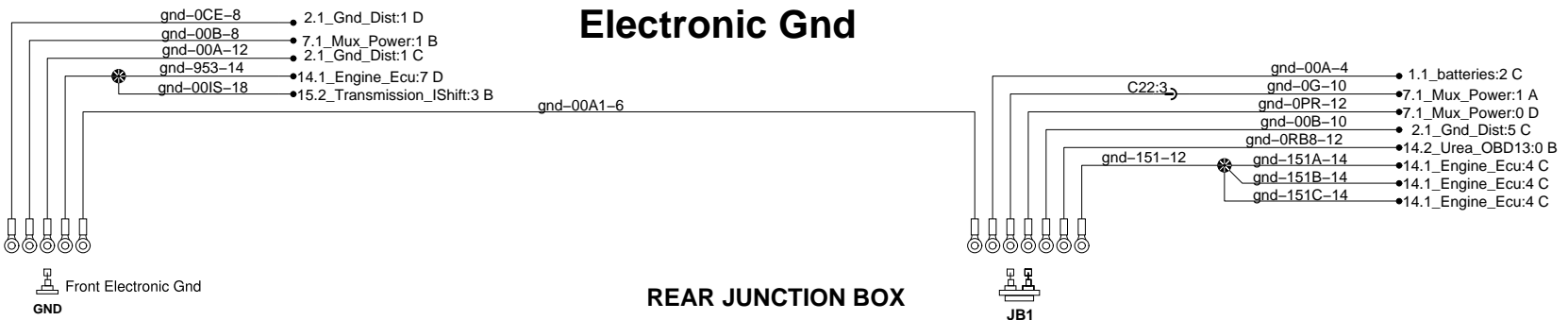
Electronic Gnd



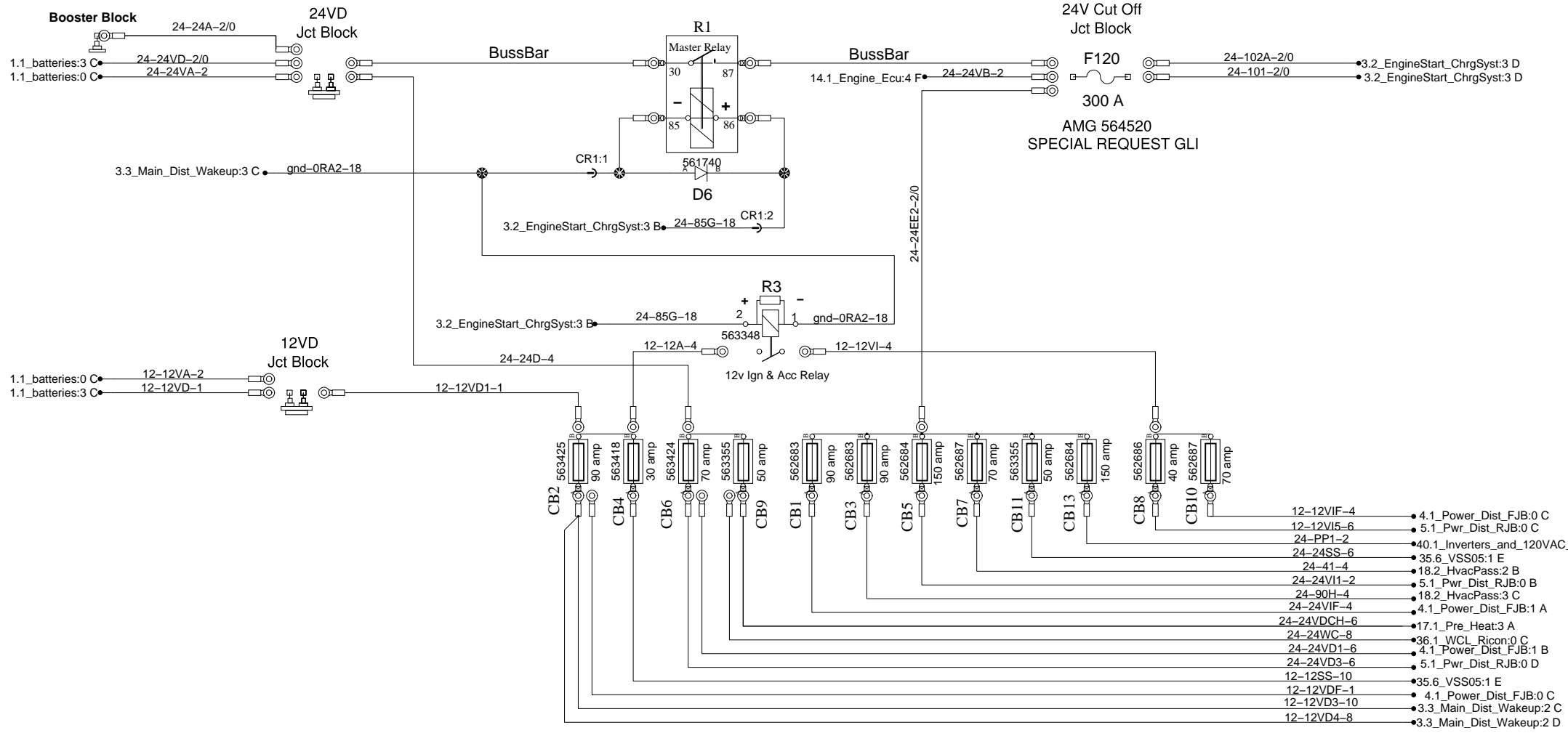
MAIN DISTRIBUTION Batteries & Ignition



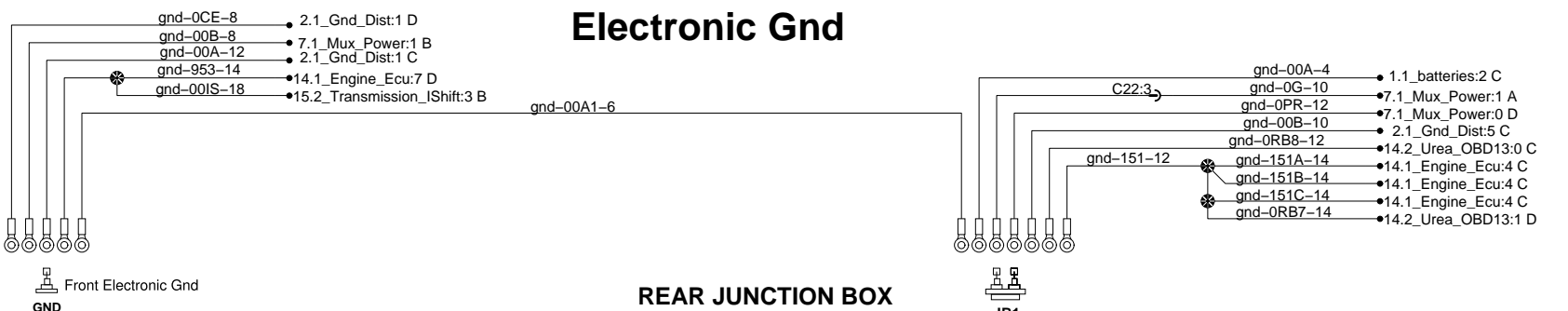
Electronic Gnd



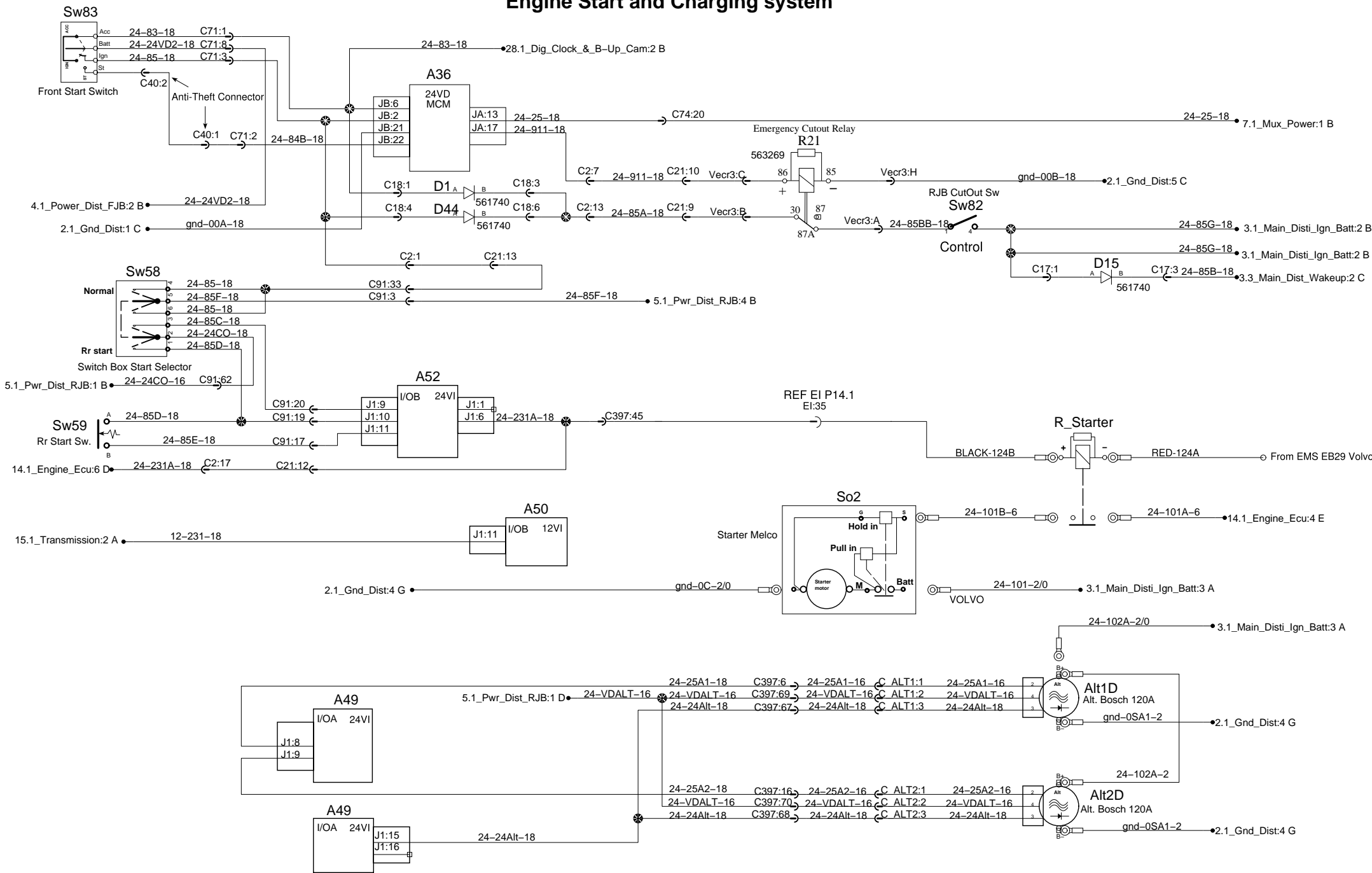
MAIN DISTRIBUTION Batteries & Ignition



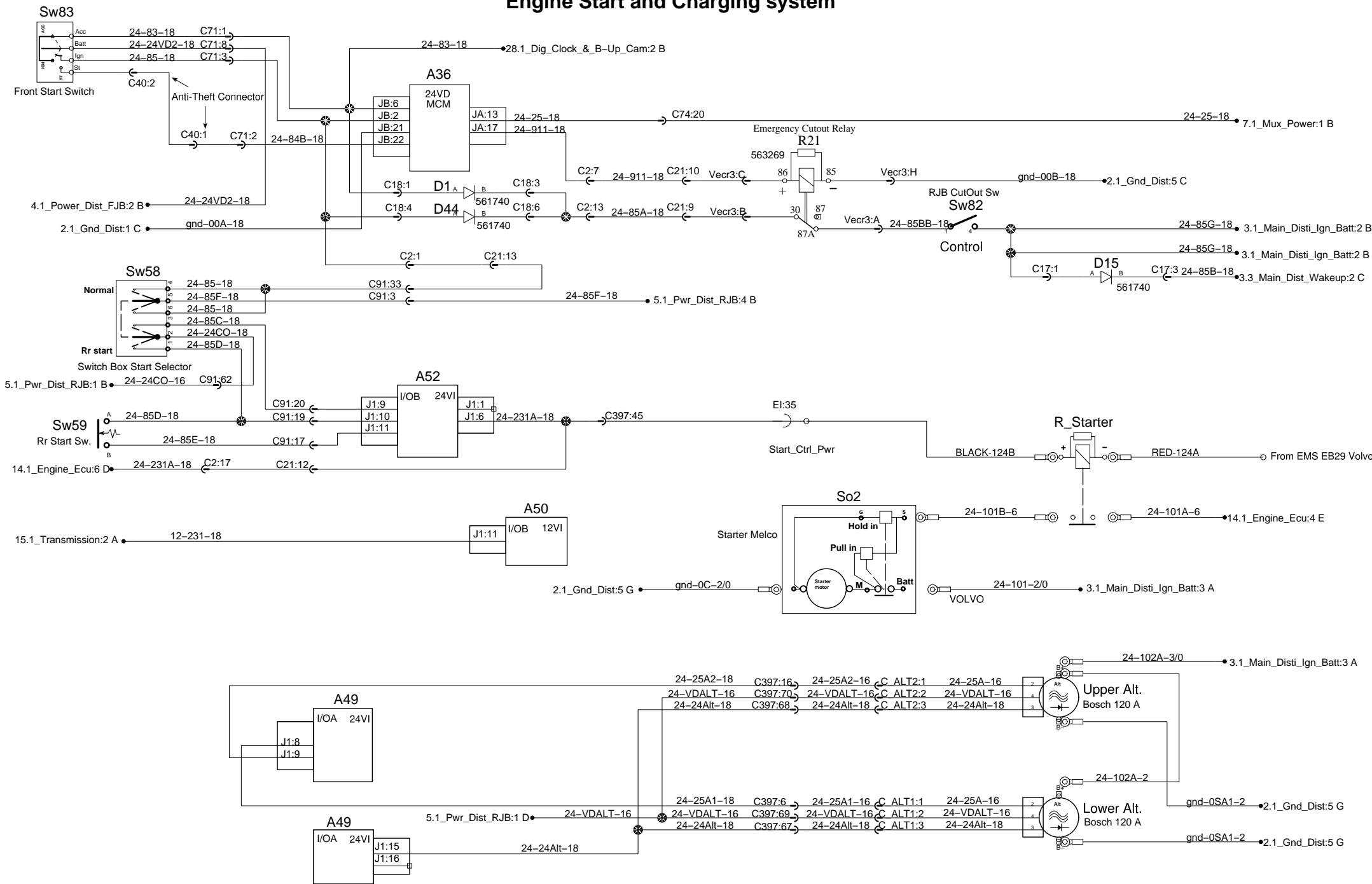
Electronic Gnd



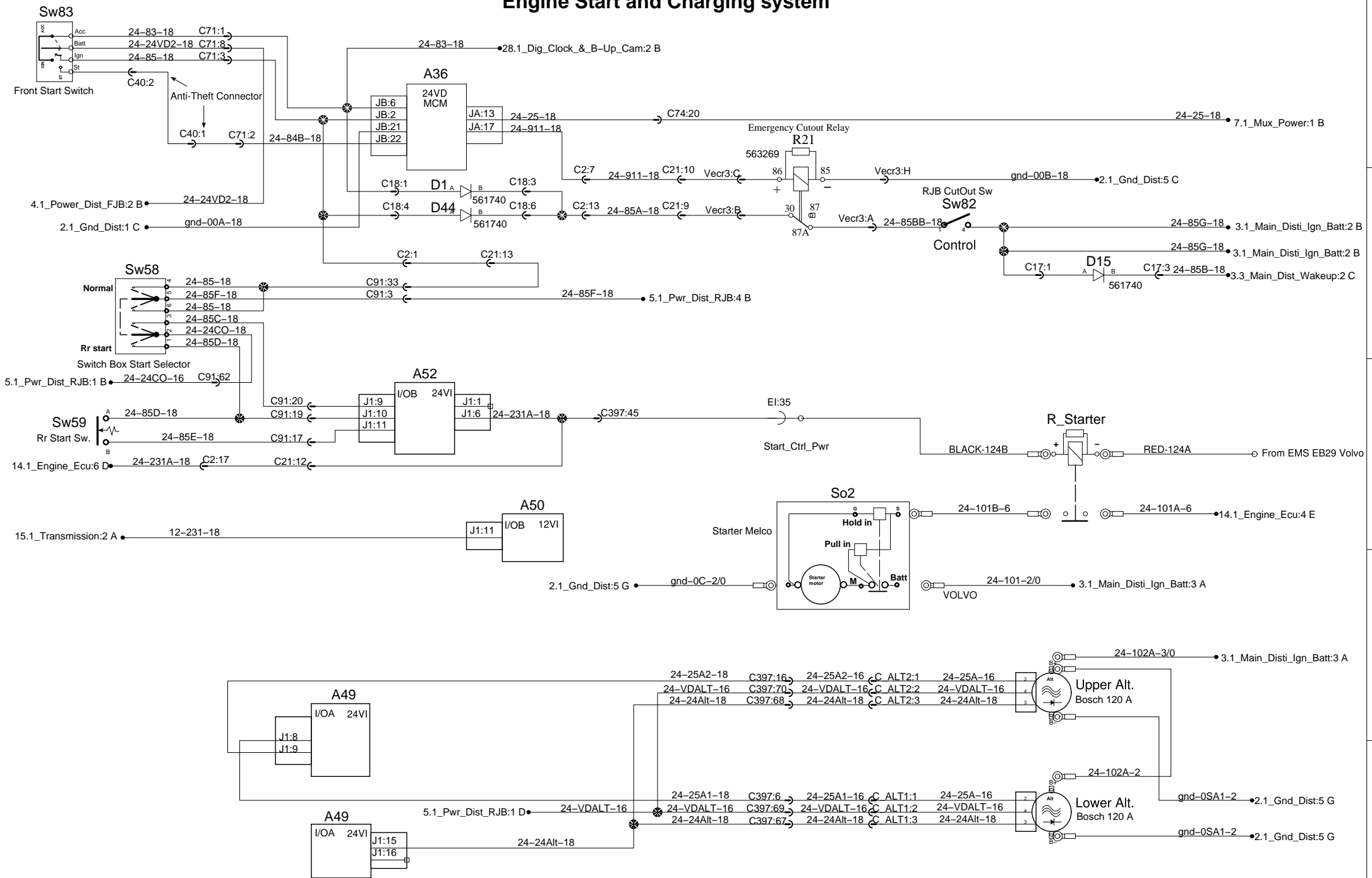
Engine Start and Charging system



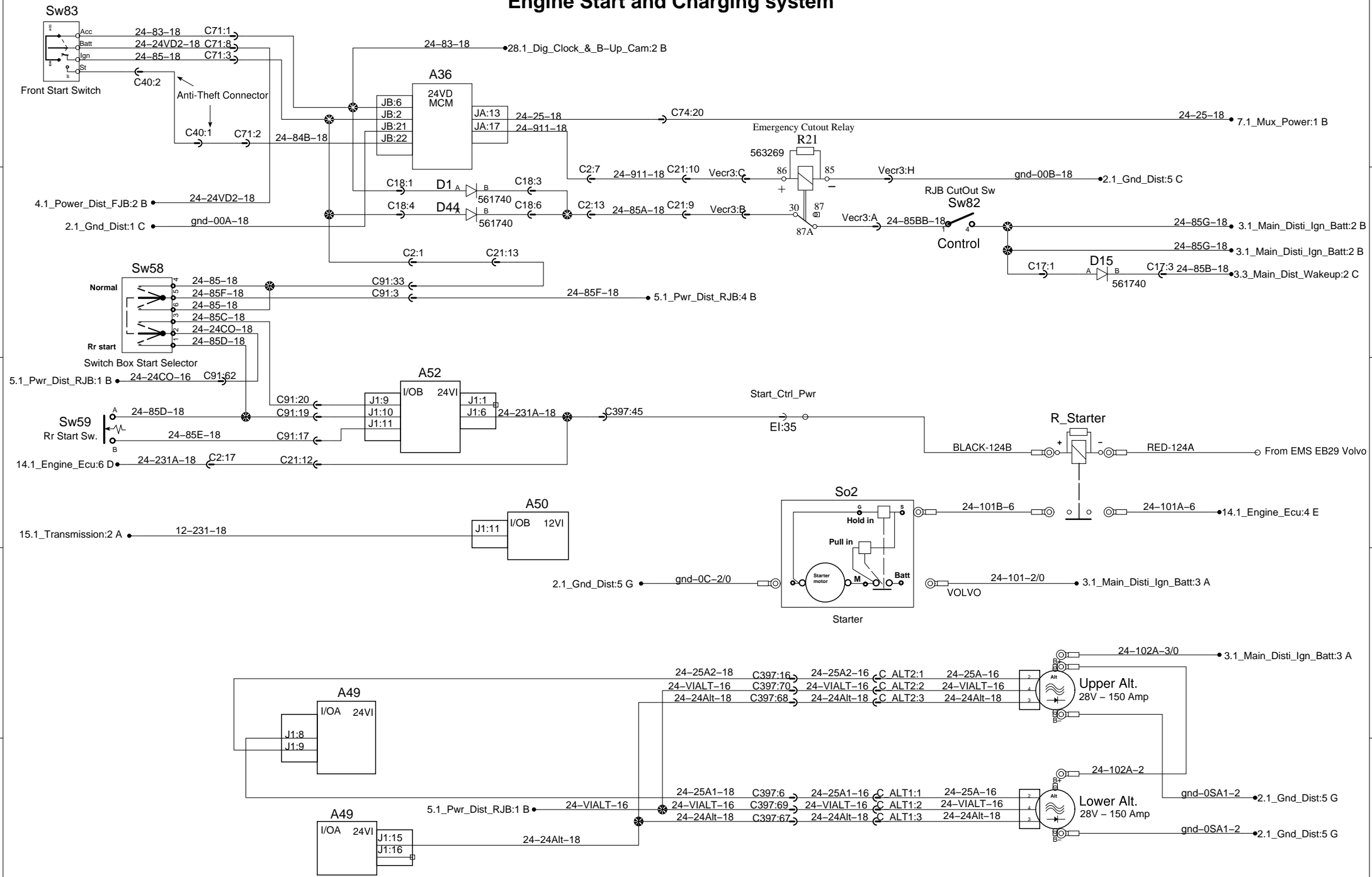
Engine Start and Charging system



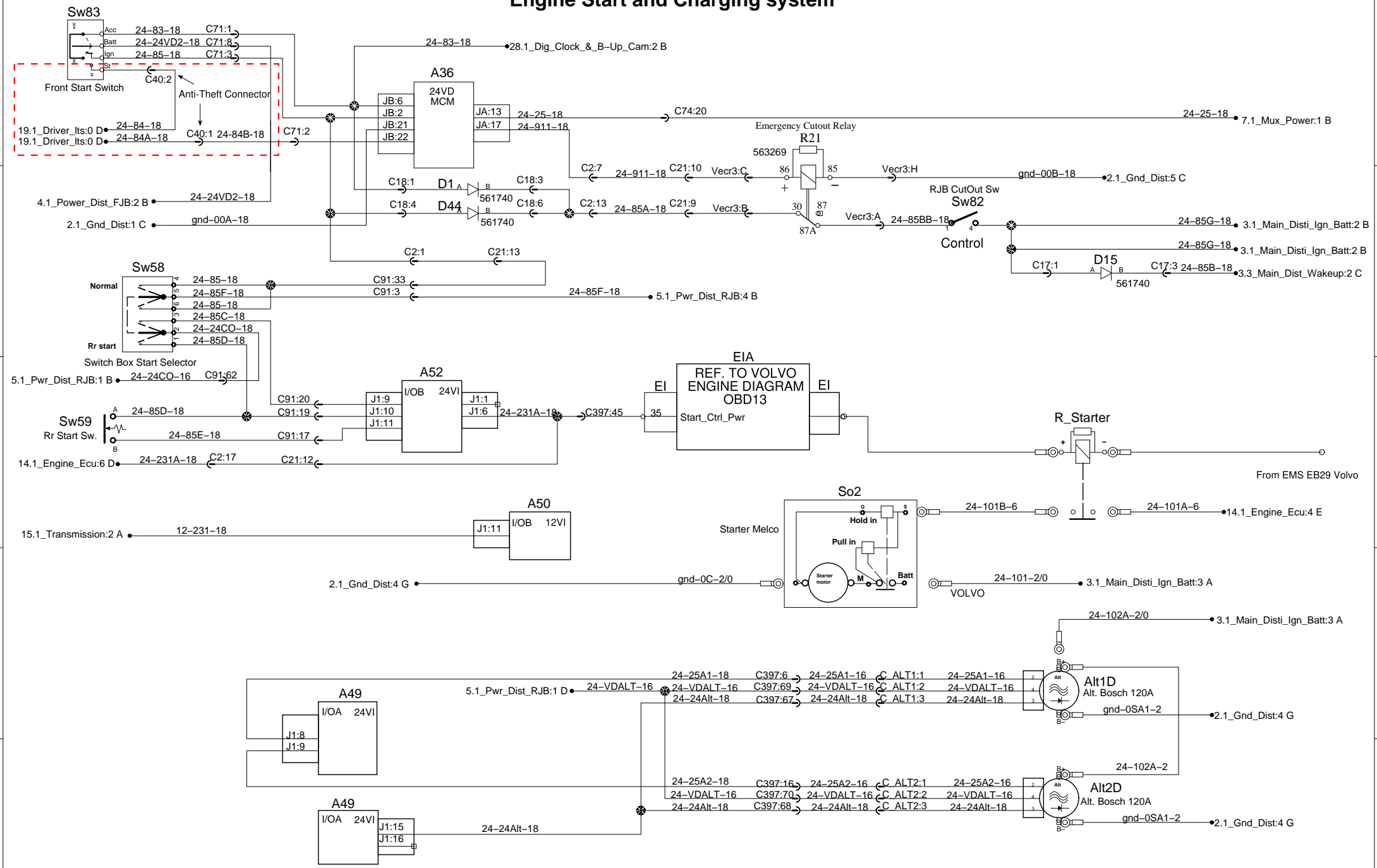
Engine Start and Charging system



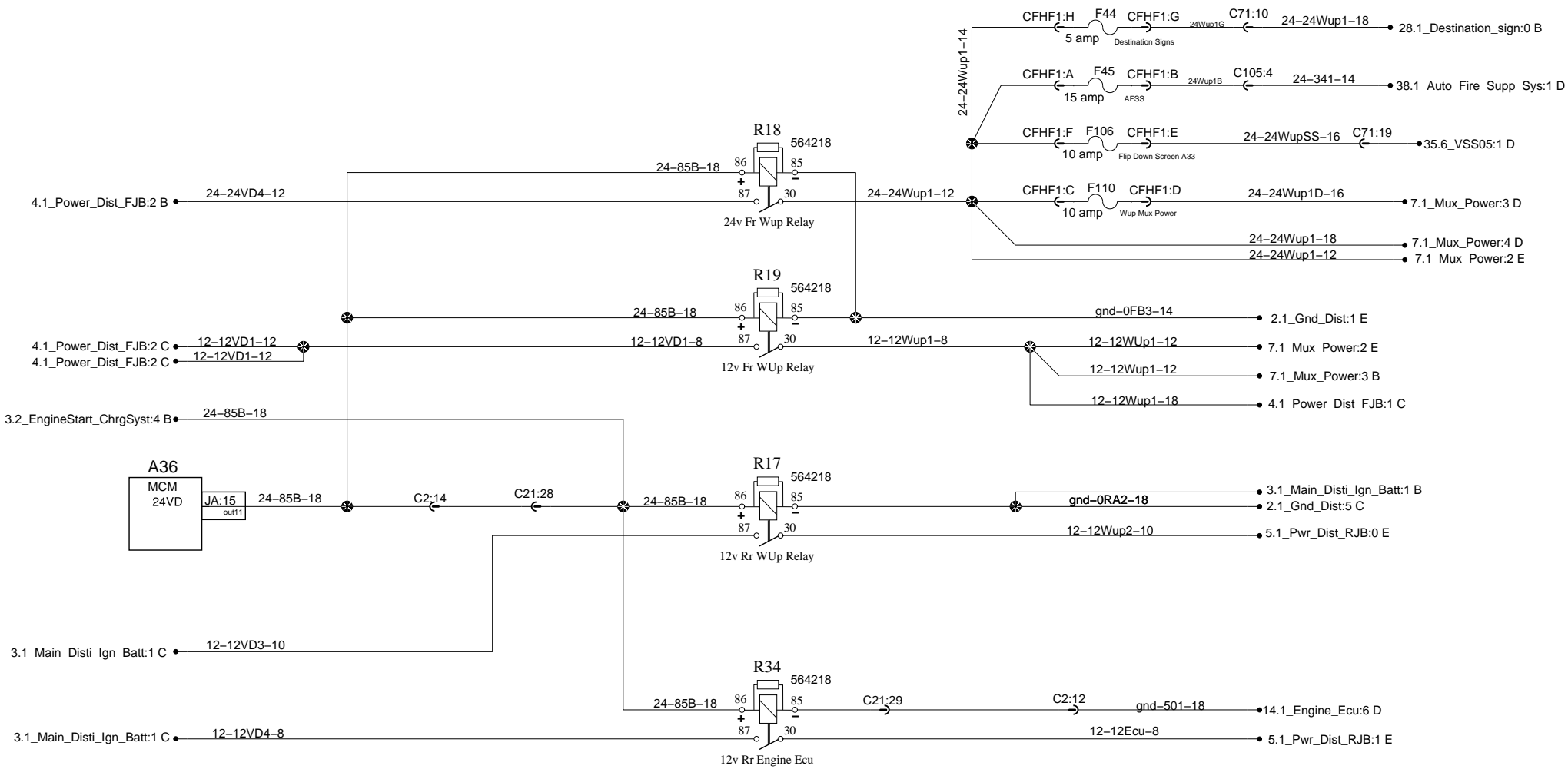
Engine Start and Charging system



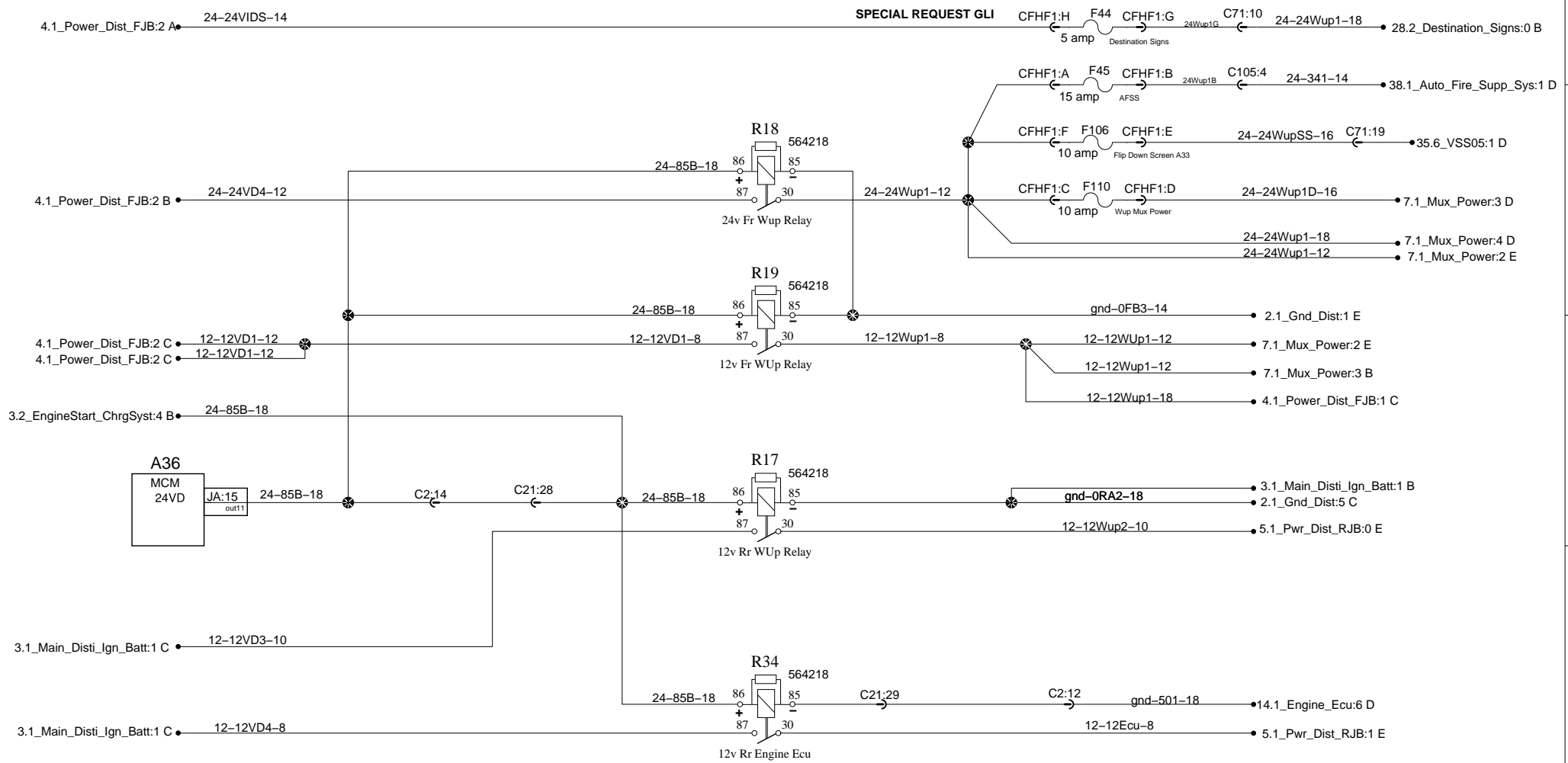
Engine Start and Charging system



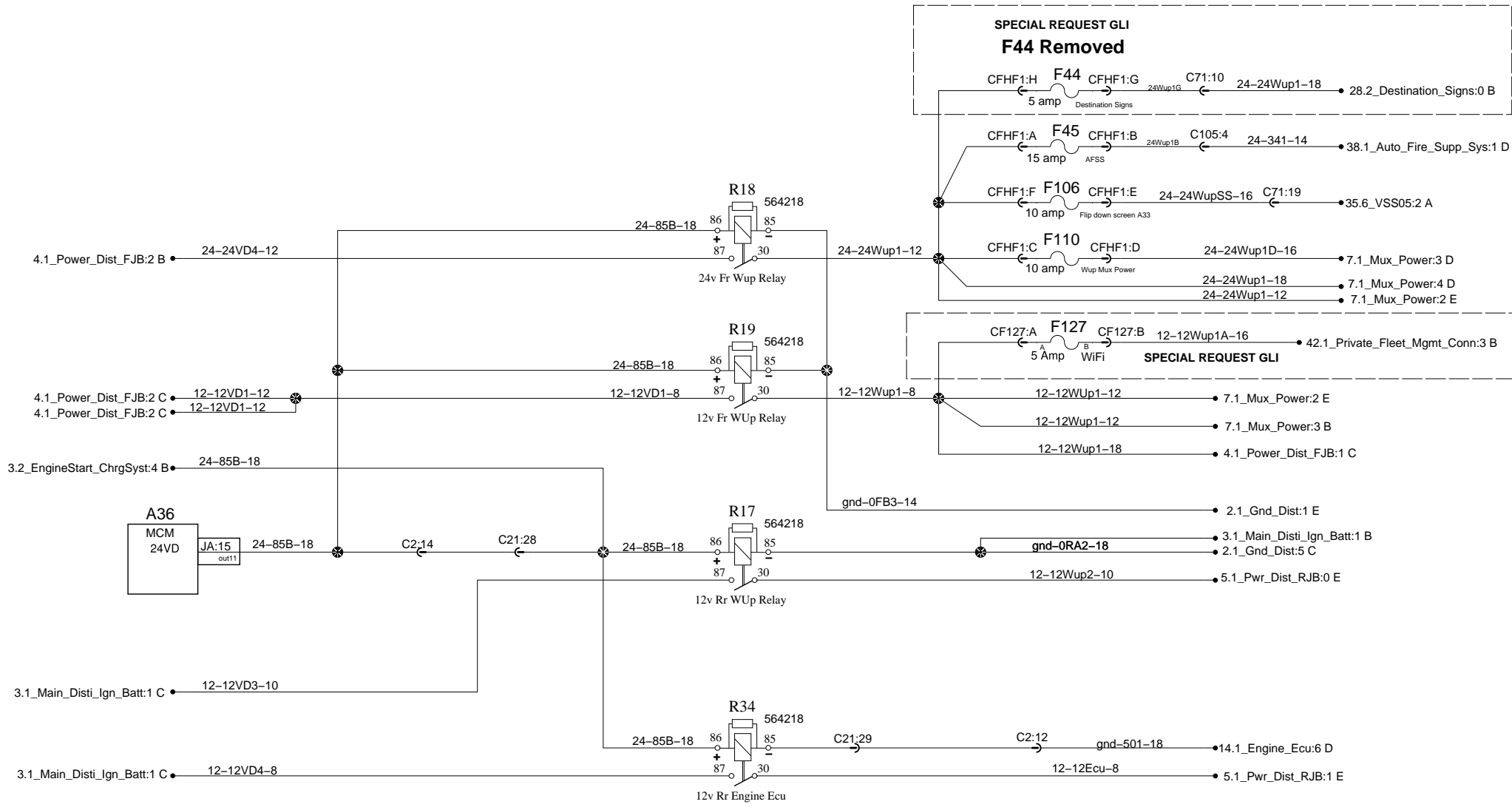
MAIN DISTRIBUTION Wake-Up



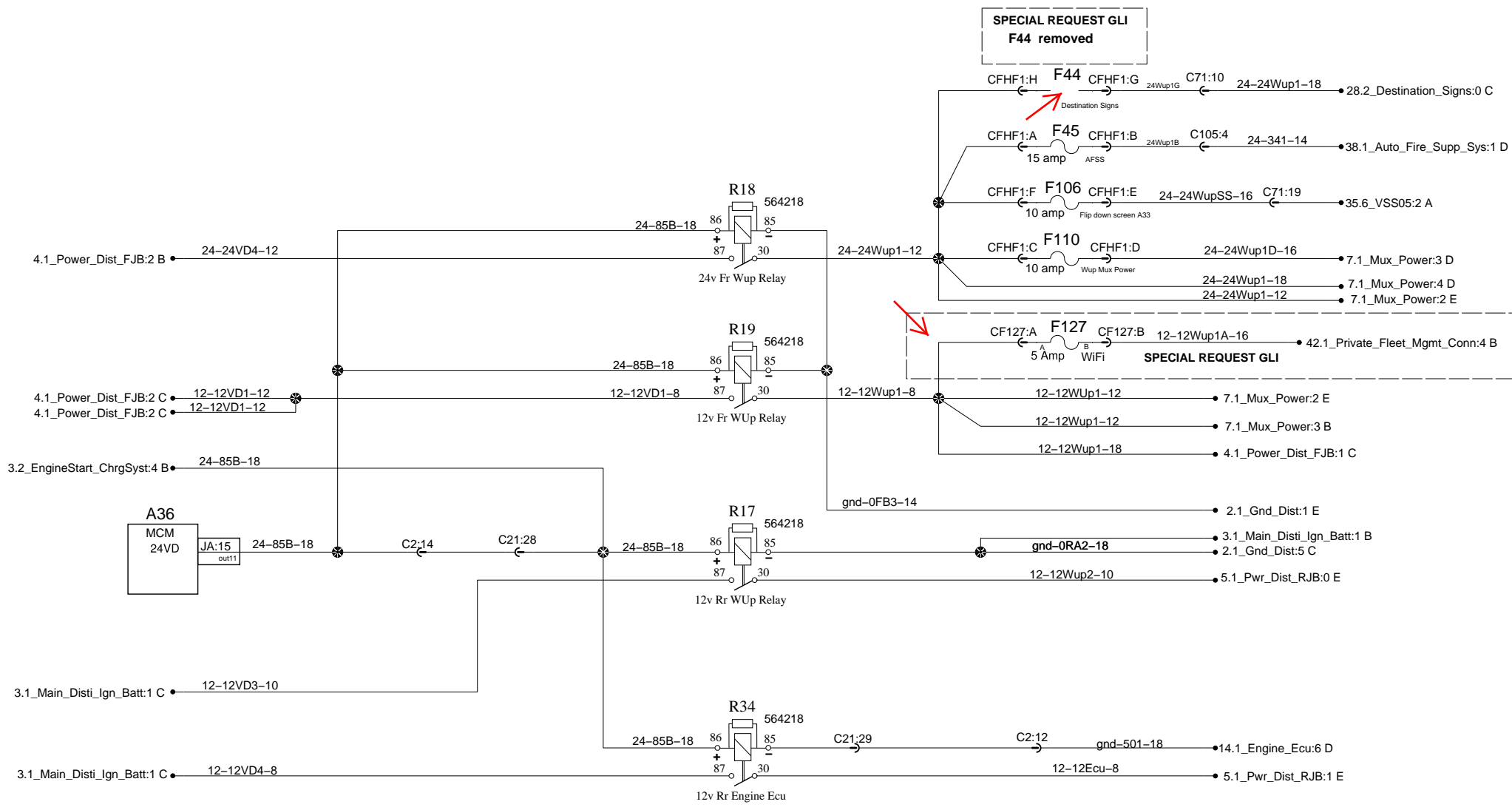
MAIN DISTRIBUTION Wake-Up



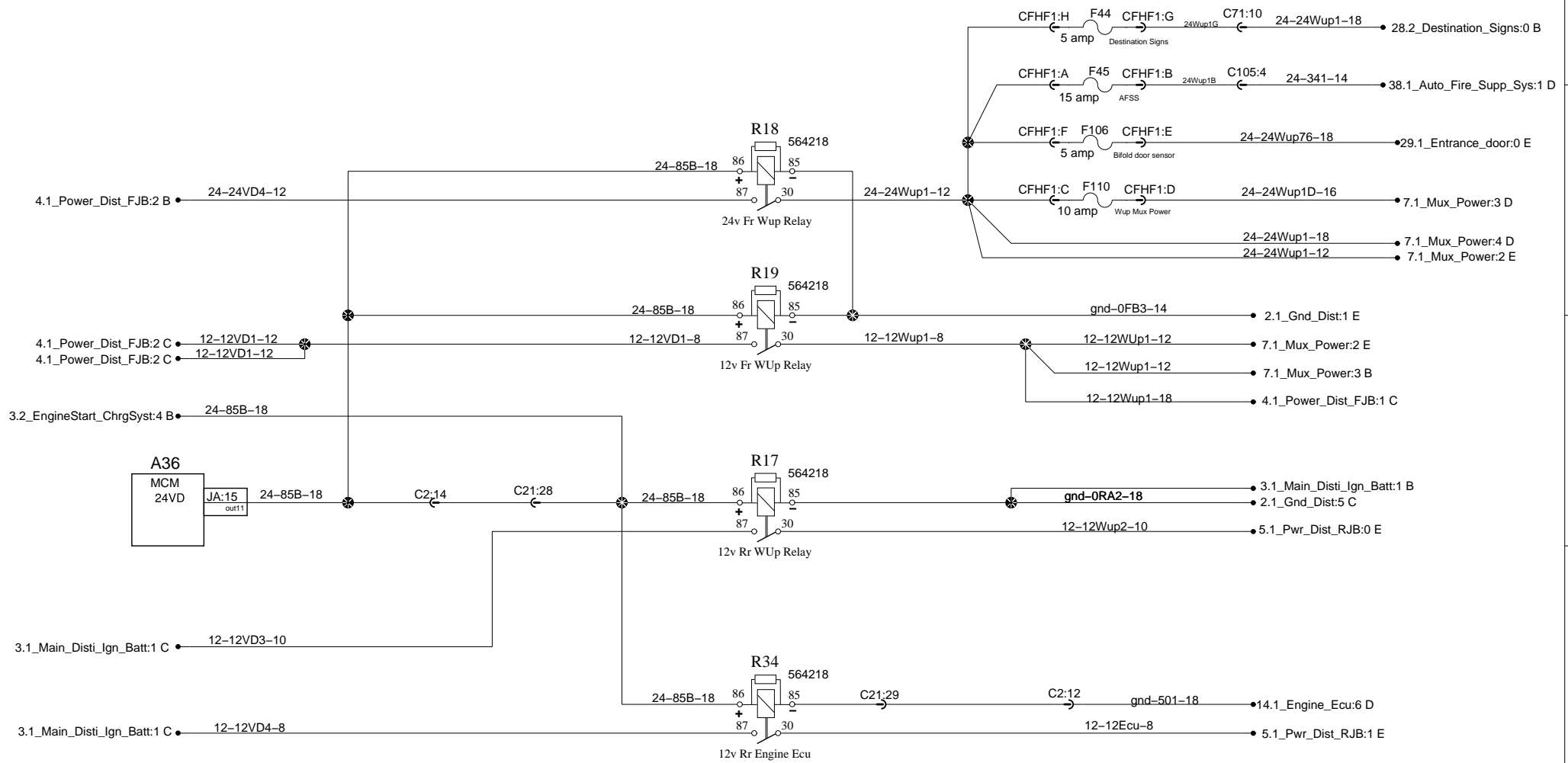
MAIN DISTRIBUTION Wake-Up



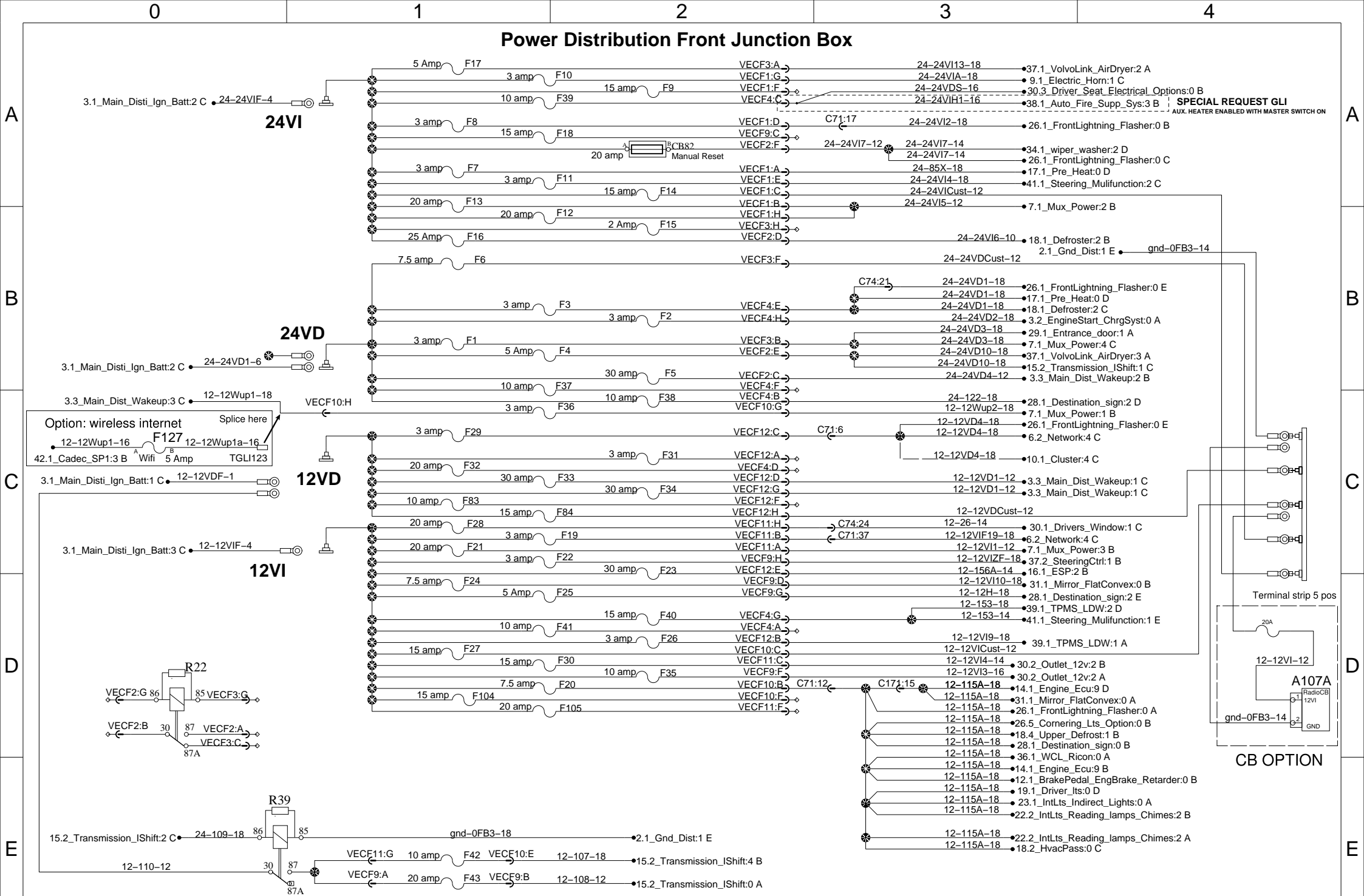
MAIN DISTRIBUTION Wake-Up



MAIN DISTRIBUTION Wake-Up



Power Distribution Front Junction Box



Power Distribution Front Junction Box

SPECIAL REQUEST GLI
AUX. HEATER ENABLED WITH MASTER SWITCH ON

Ref. 068550

A

A

B

B

C

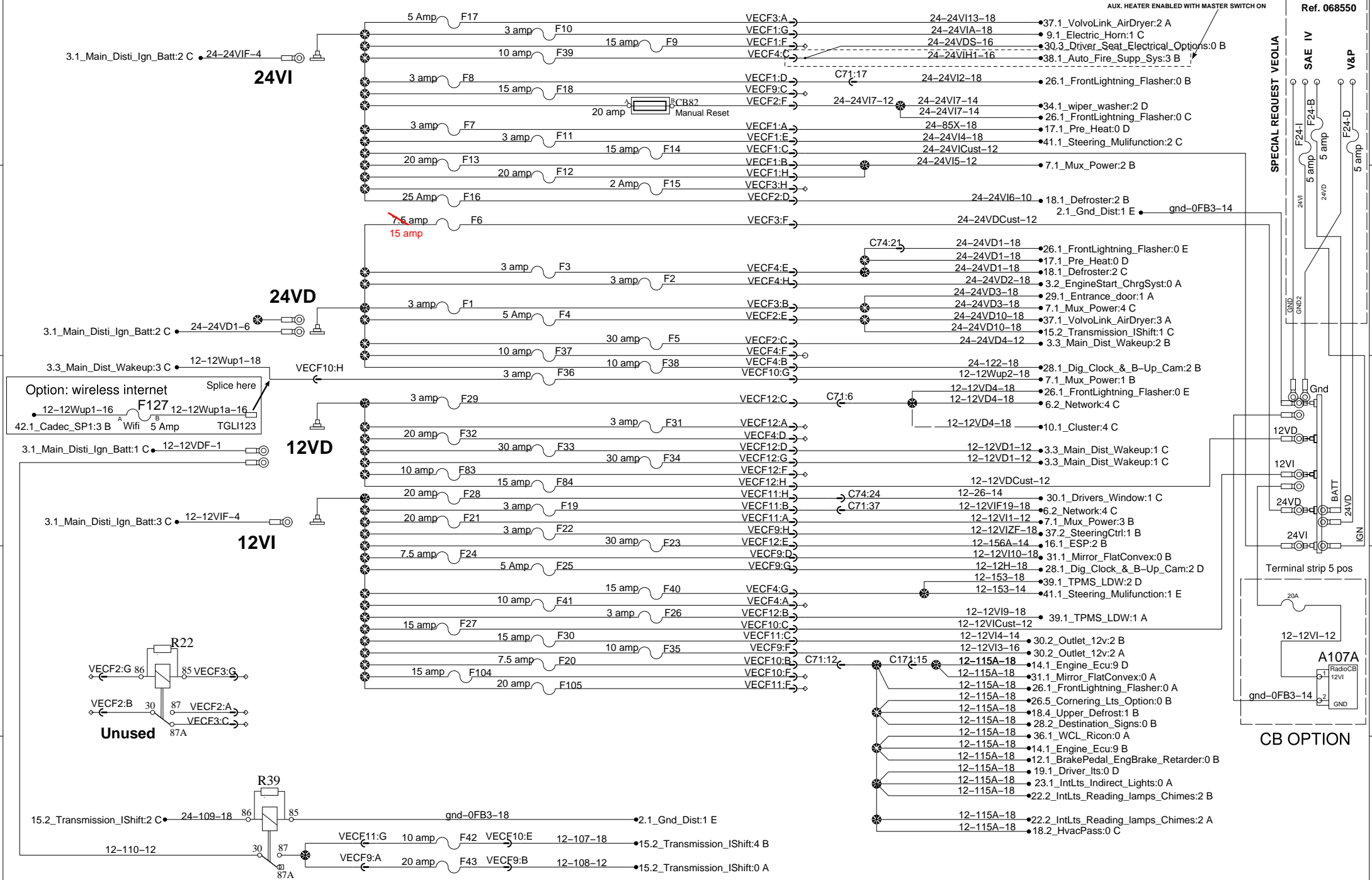
C

D

D

E

E



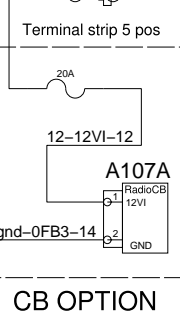
0

1

2

3

4



CB OPTION

Power Distribution Front Junction Box

A

A

B

B

C

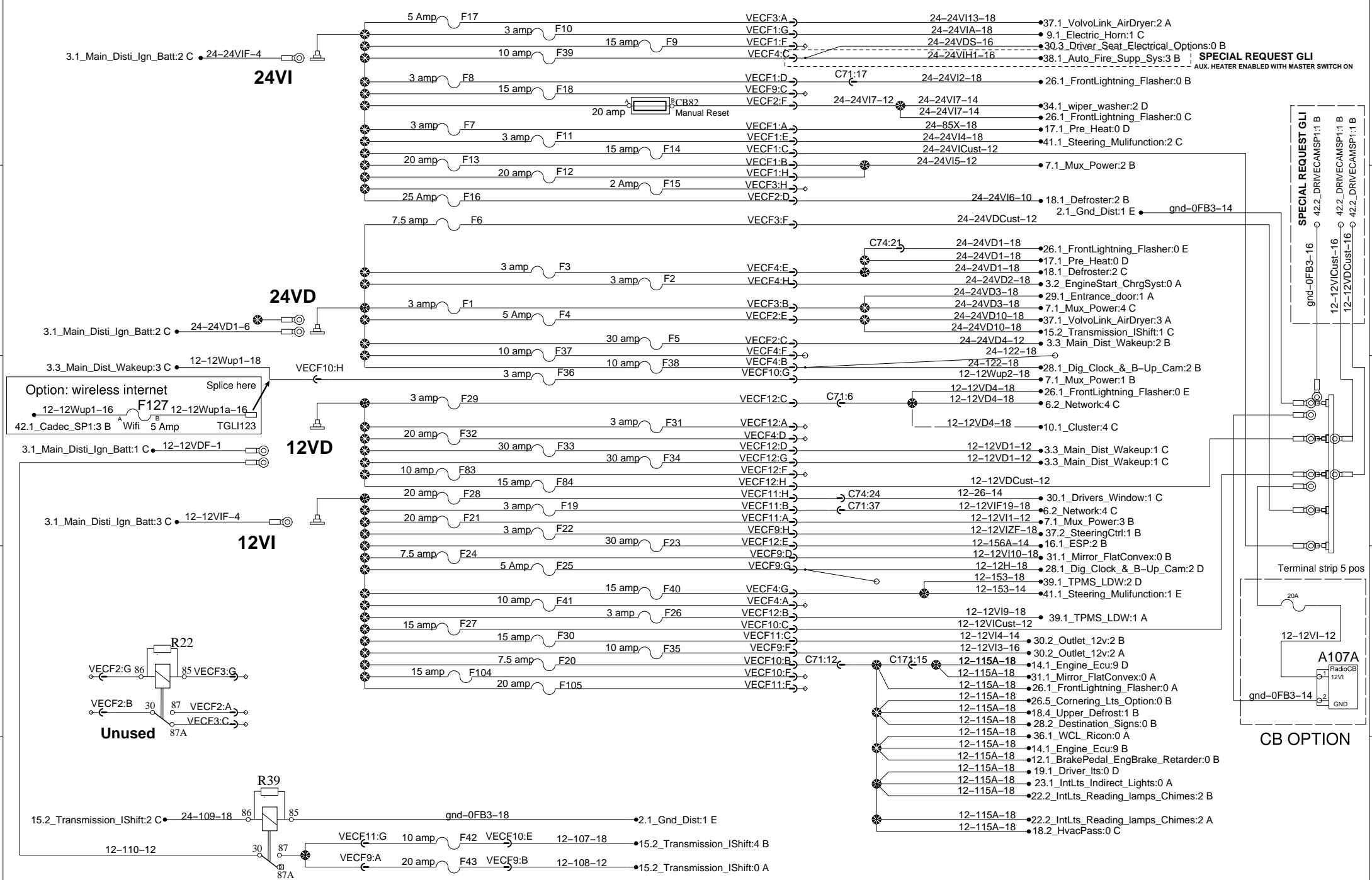
C

D

D

E

E



0

1

2

3

4

Power Distribution Front Junction Box

A

A

B

B

C

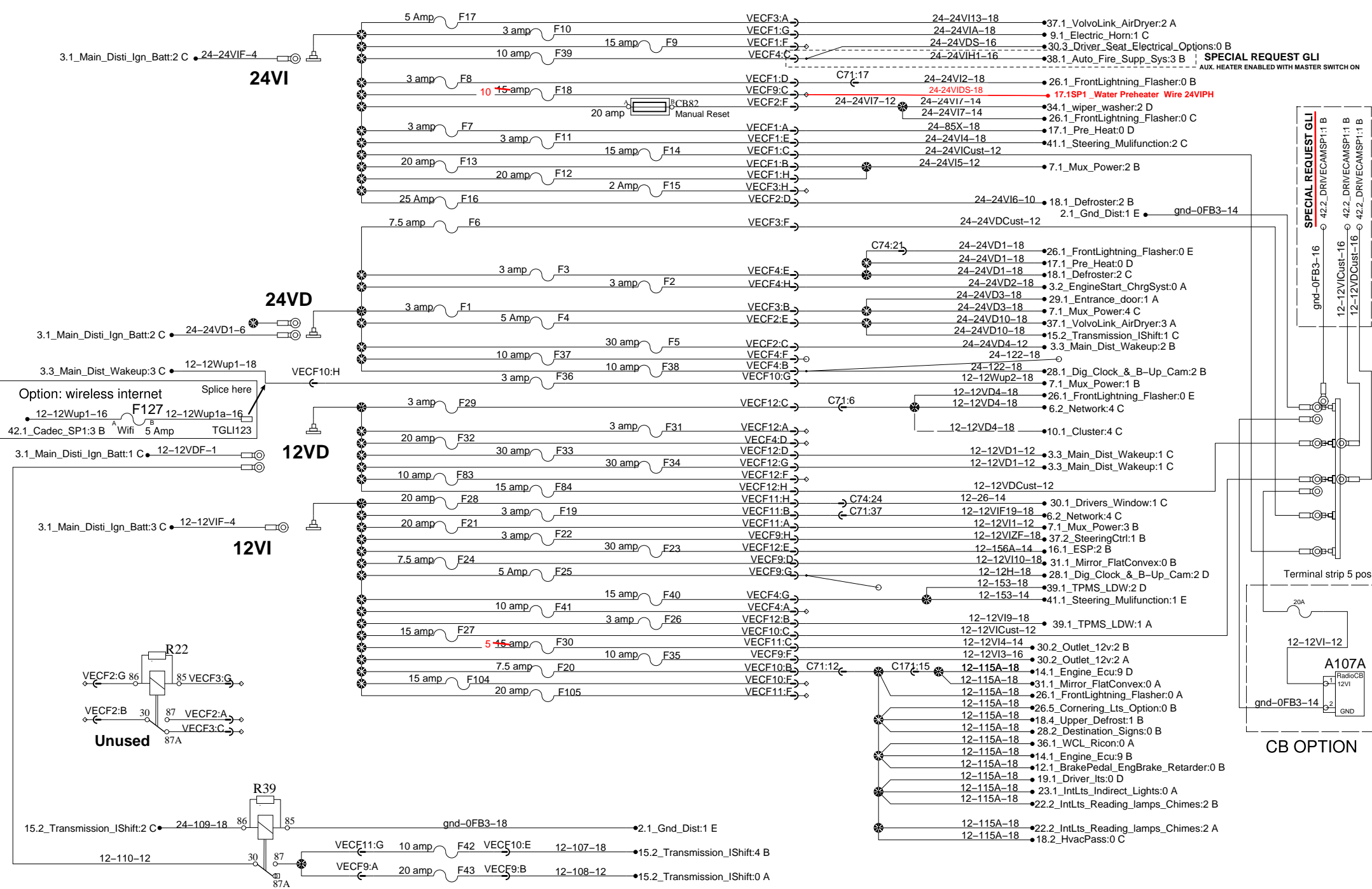
C

D

D

E

E

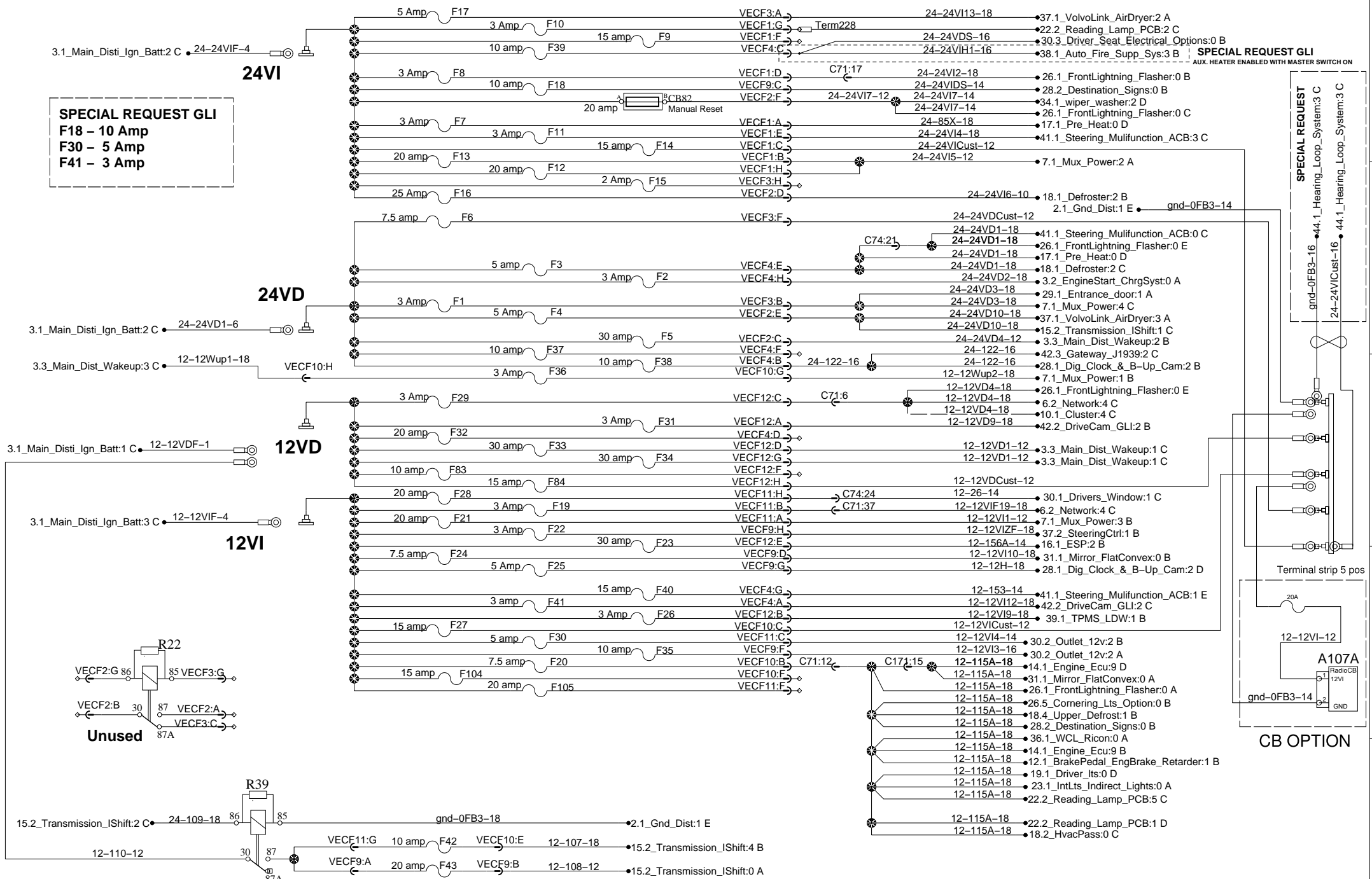


Power Distribution Front Junction Box

SPECIAL REQUEST GLI
F18 – 10 Amp
F30 – 5 Amp
F41 – 3 Amp

SPECIAL REQUEST GLI
 AUX. HEATER ENABLED WITH MASTER SWITCH ON

SPECIAL REQUEST
 gnd-0FB3-16
 44.1_Heating_Loop_System:3 C
 24-24VICust-16
 44.1_Heating_Loop_System:3 C



Power Distribution Front Junction Box

A

A

B

B

C

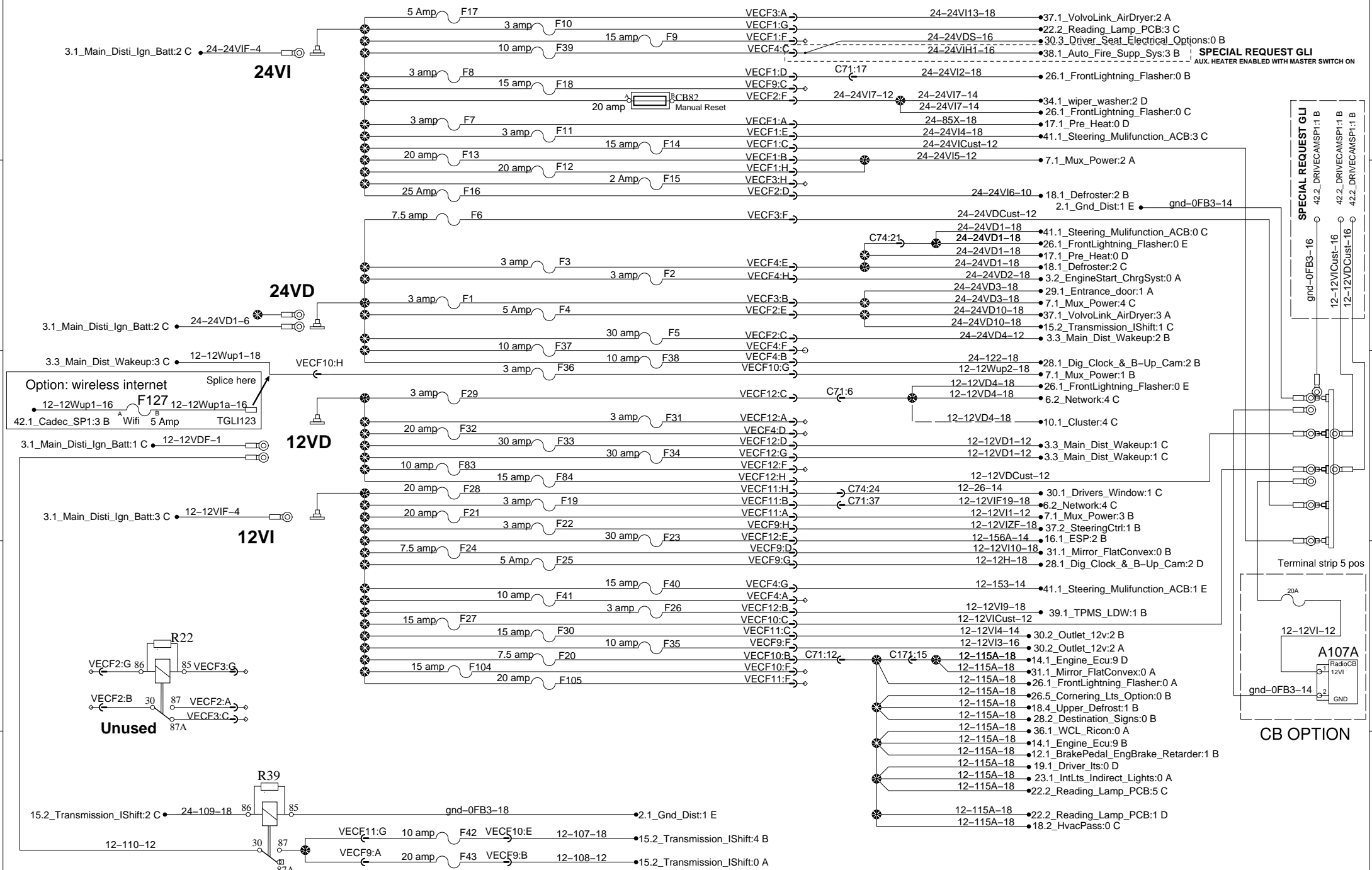
C

D

D

E

E



0

1

2

3

4

Power Distribution Front Junction Box

A

A

B

B

C

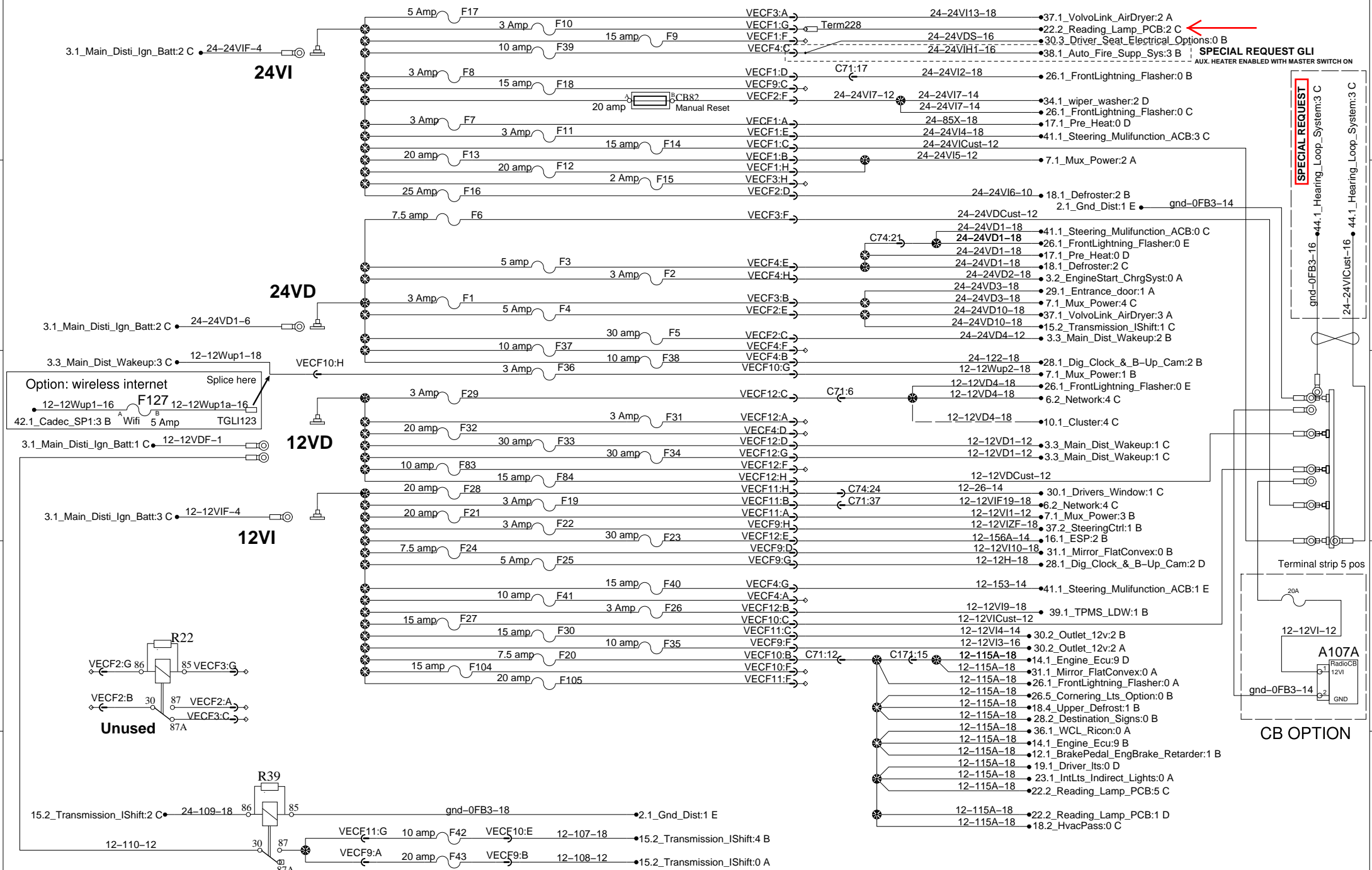
C

D

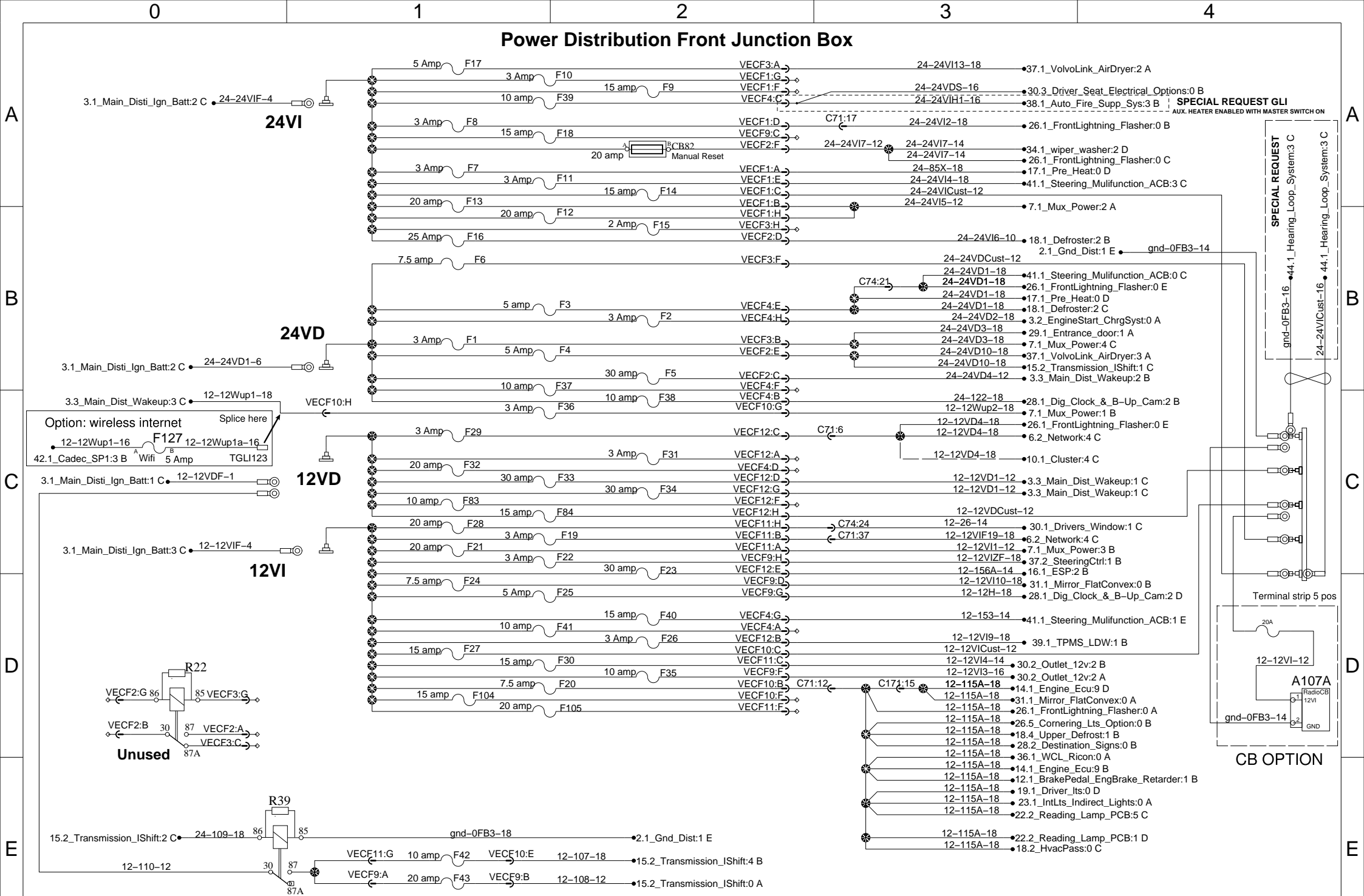
D

E

E



Power Distribution Front Junction Box



SPECIAL REQUEST GLI
AUX. HEATER ENABLED WITH MASTER SWITCH ON

SPECIAL REQUEST
gnd-0FB3-16 • 44.1_Heating_Loop_System:3 C
24-24VICust-16 • 44.1_Heating_Loop_System:3 C

Terminal strip 5 pos

CB OPTION
A107A
RadioCB
12VI
gnd-0FB3-14

Power Distribution Front Junction Box

A

A

B

B

C

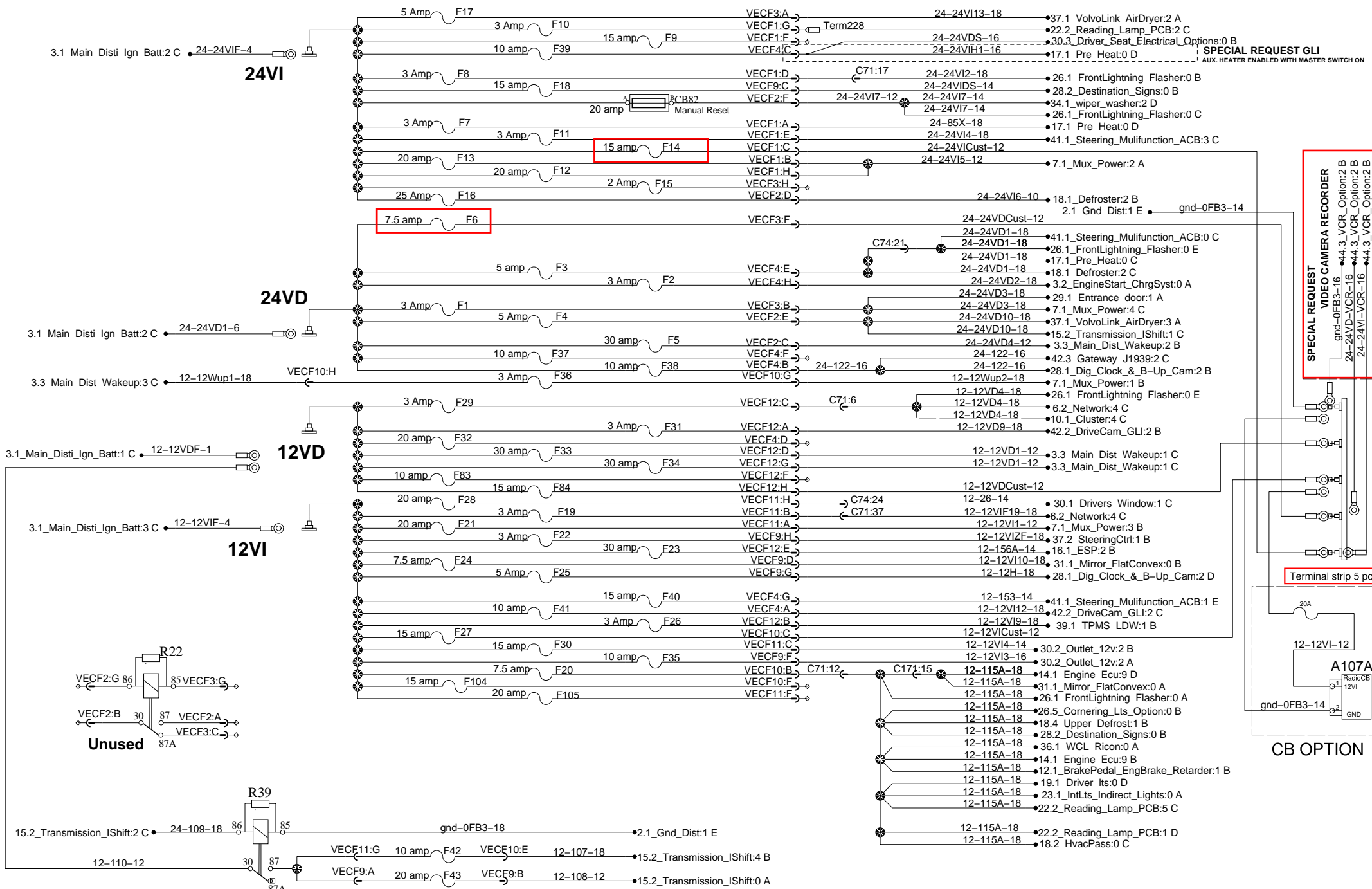
C

D

D

E

E



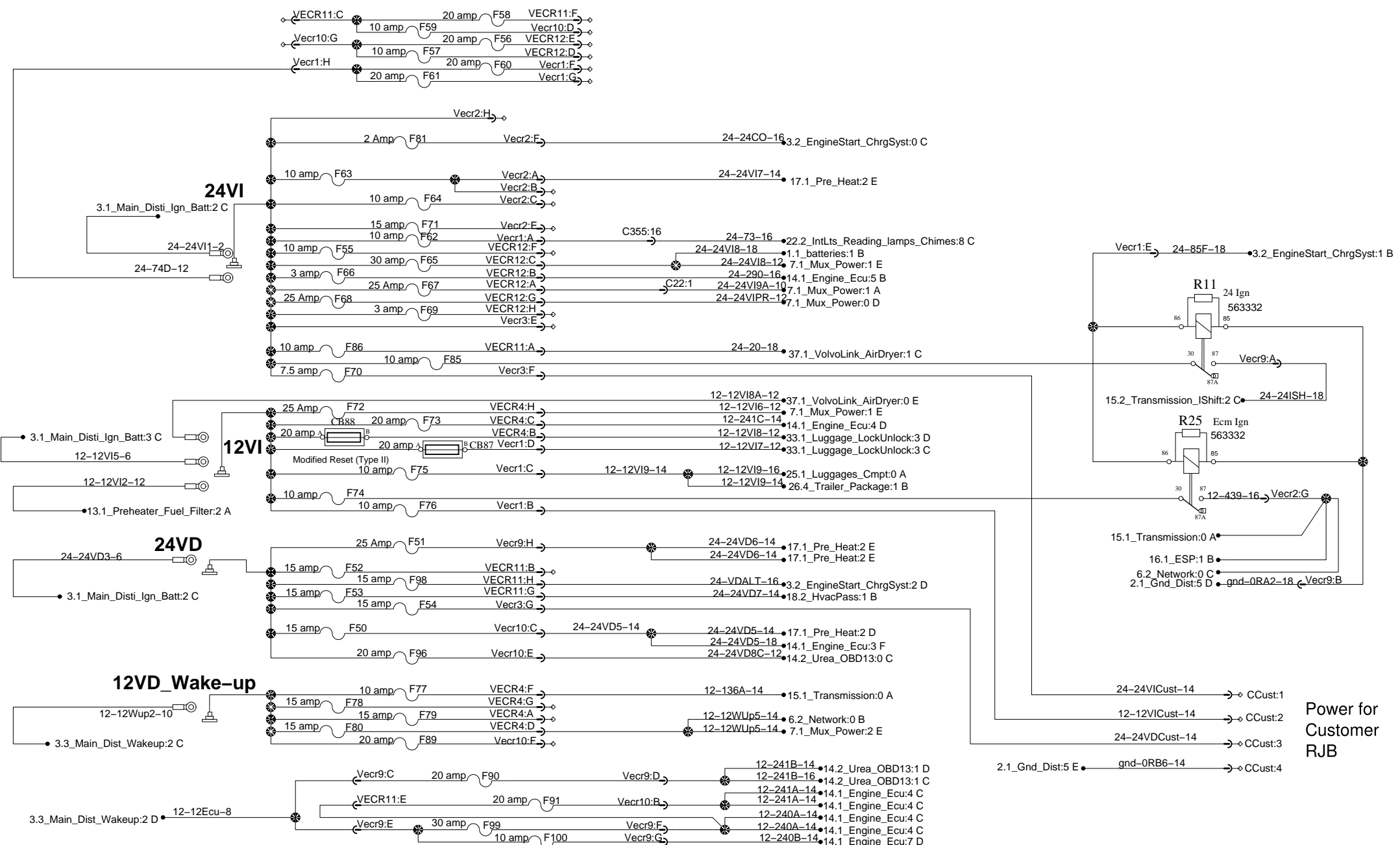
SPECIAL REQUEST GLI
AUX. HEATER ENABLED WITH MASTER SWITCH ON

SPECIAL REQUEST VIDEO CAMERA RECORDER
gnd-0FB3-16
24-24VD-VCR-16
24-24VI-VCR-16
44.3_VCR_Option:2 B
44.3_VCR_Option:2 B
44.3_VCR_Option:2 B

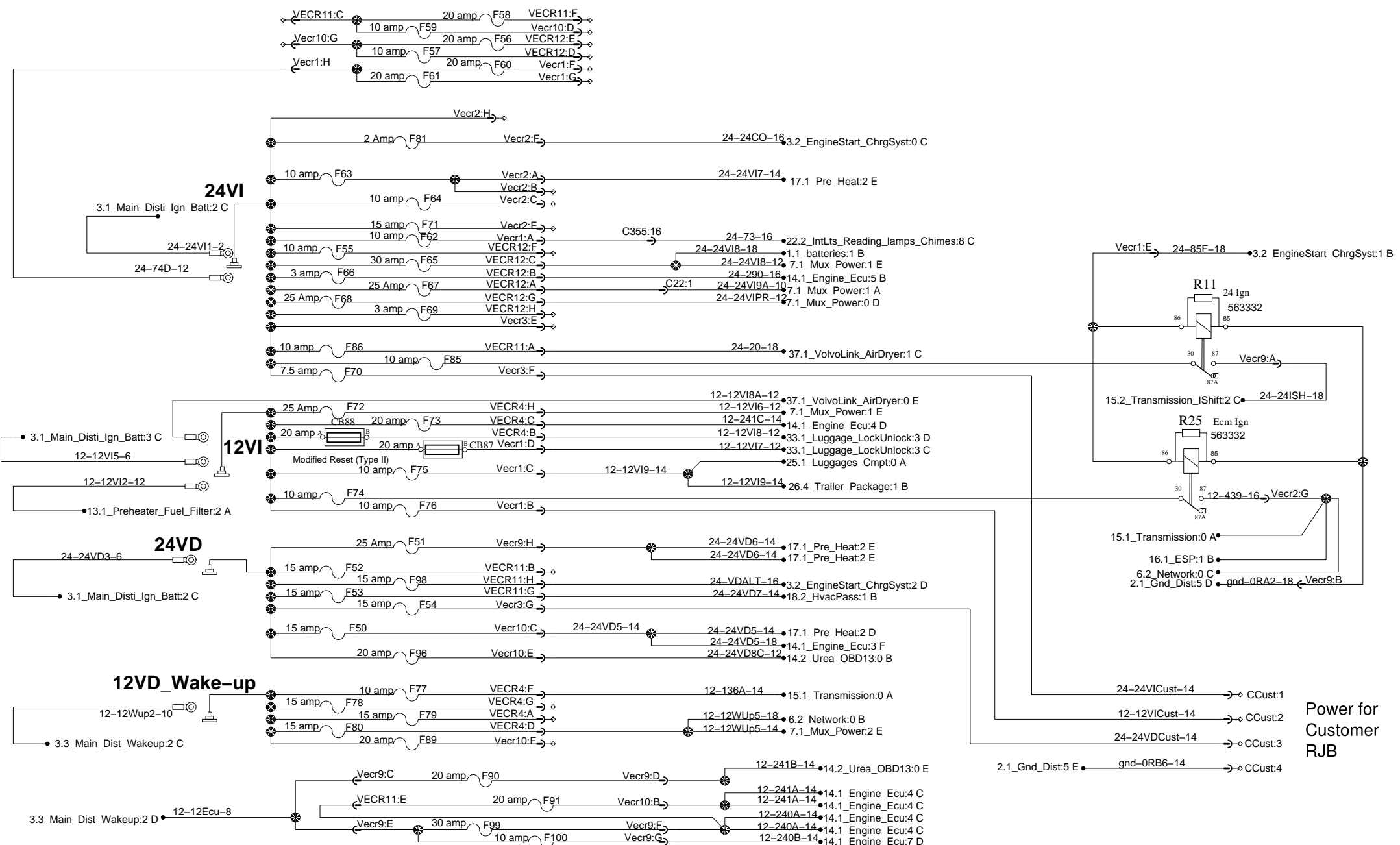
Terminal strip 5 pos

CB OPTION

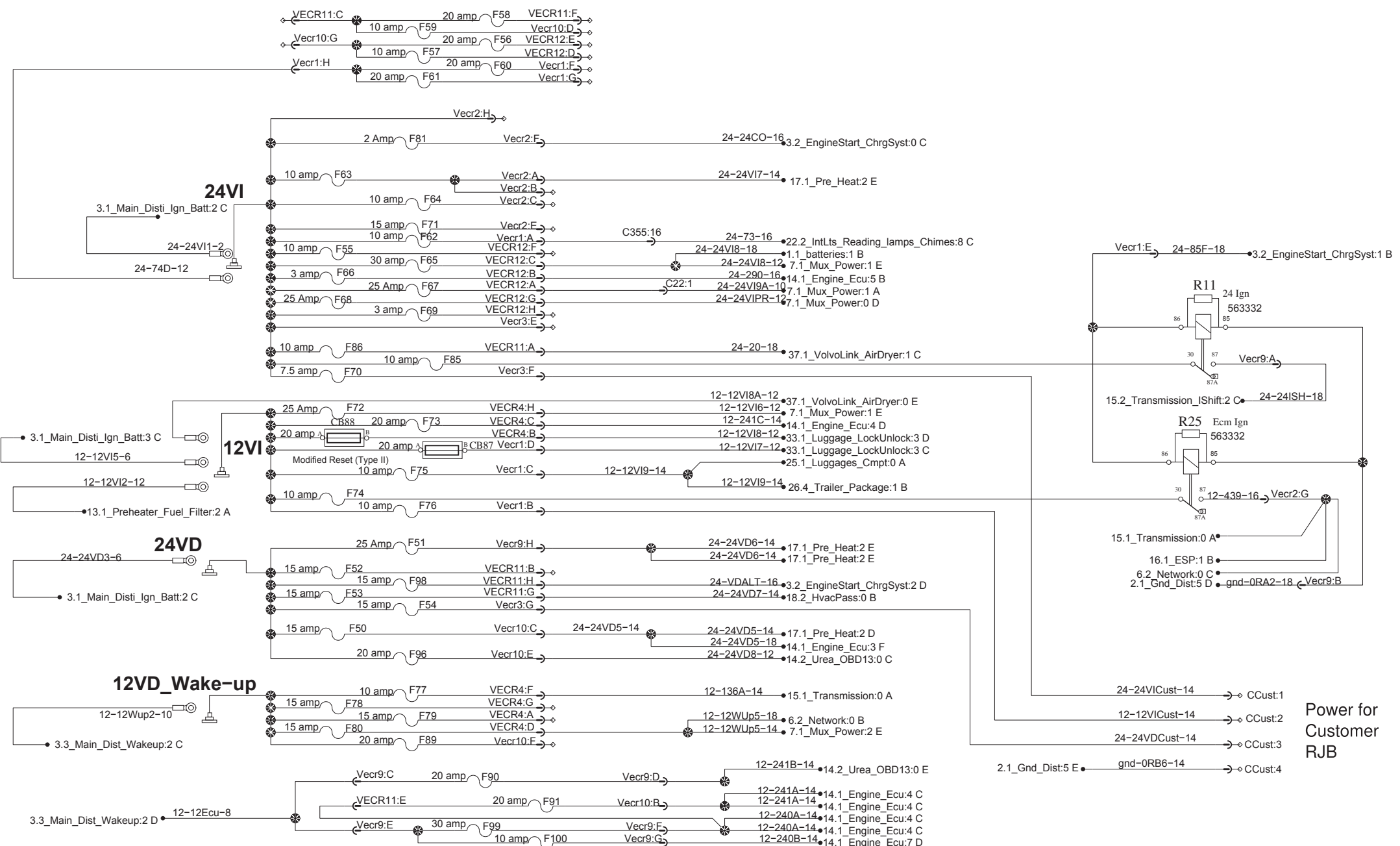
Power distribution Rear Junction box



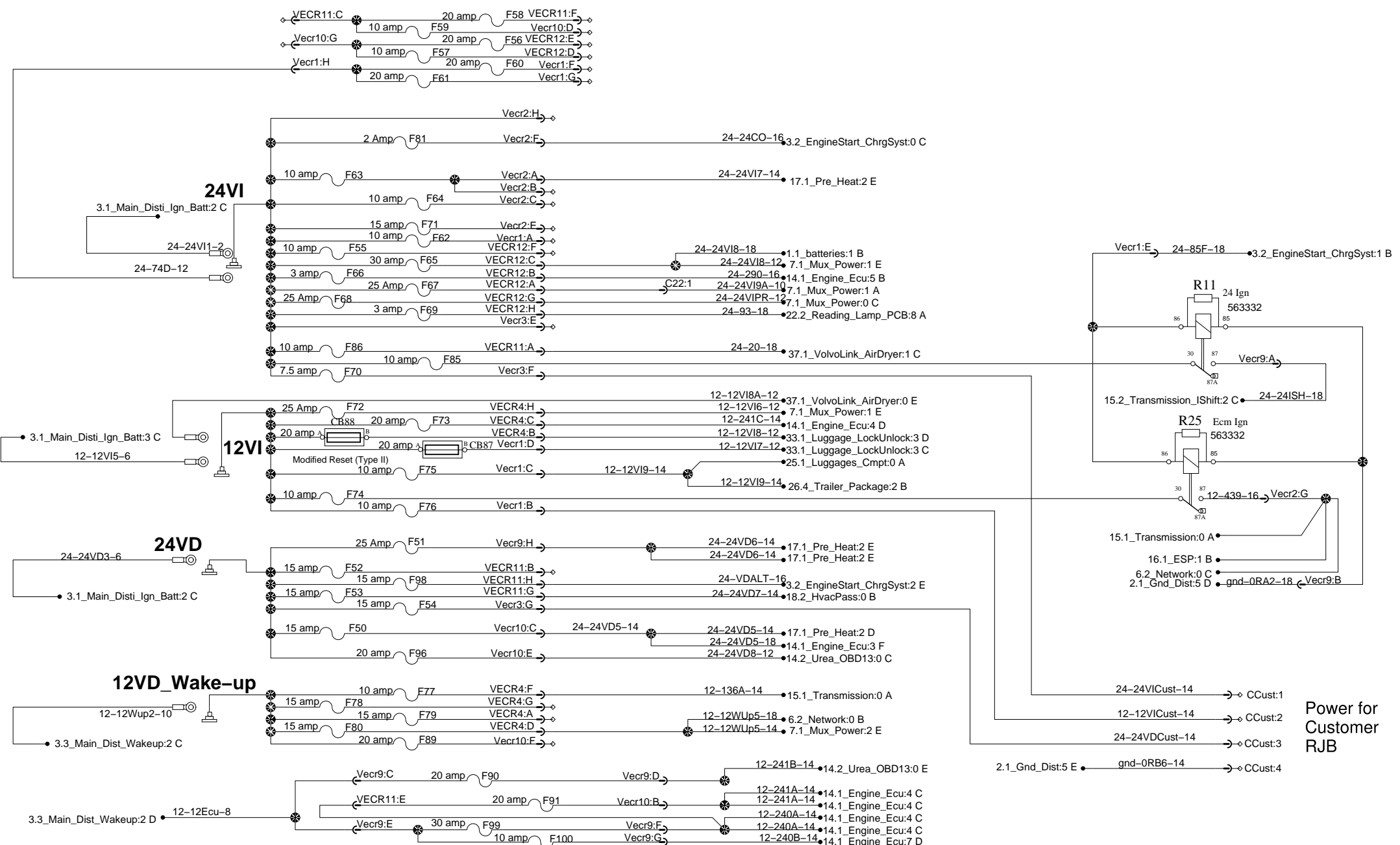
Power distribution Rear Junction box



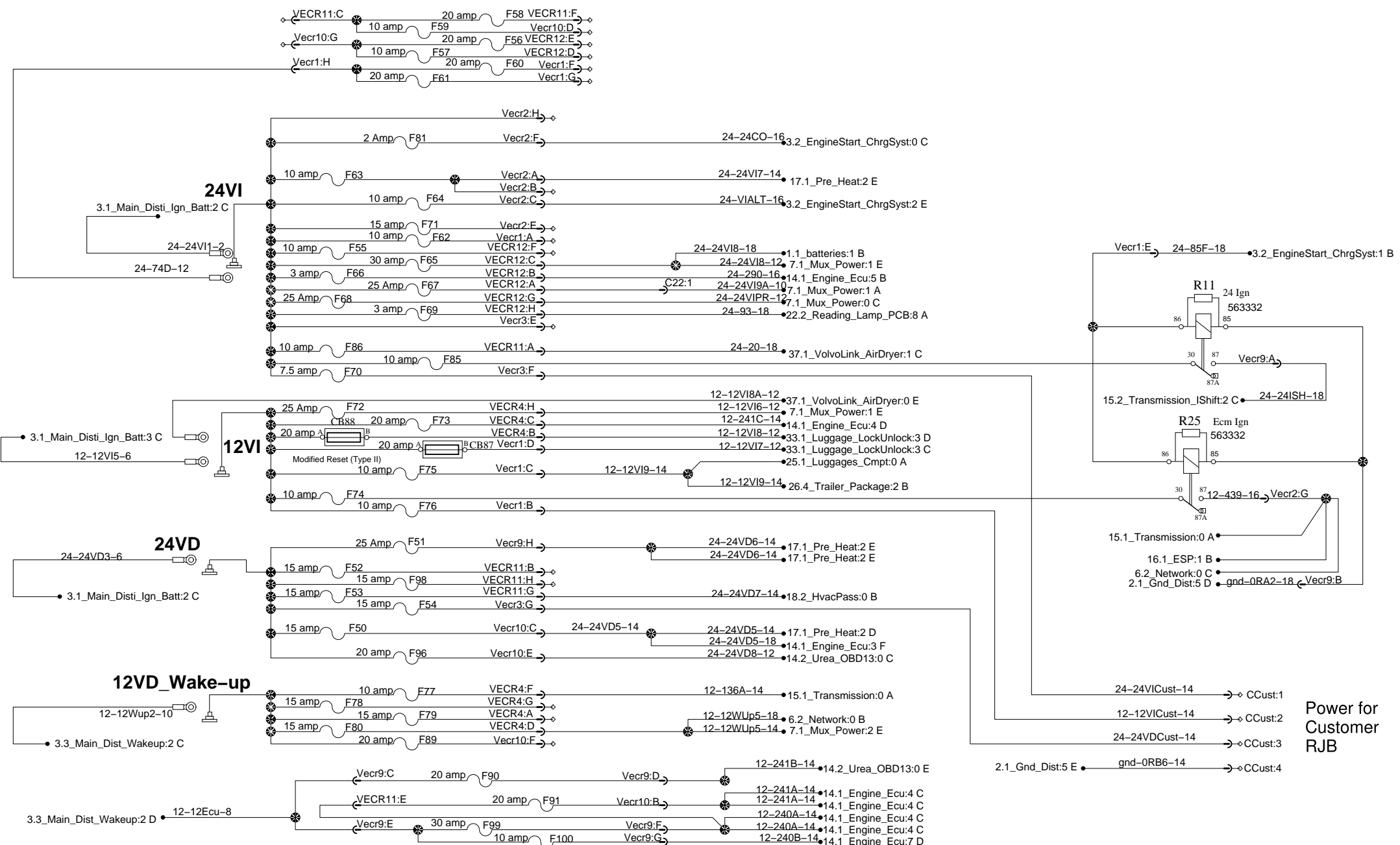
Power distribution Rear Junction box



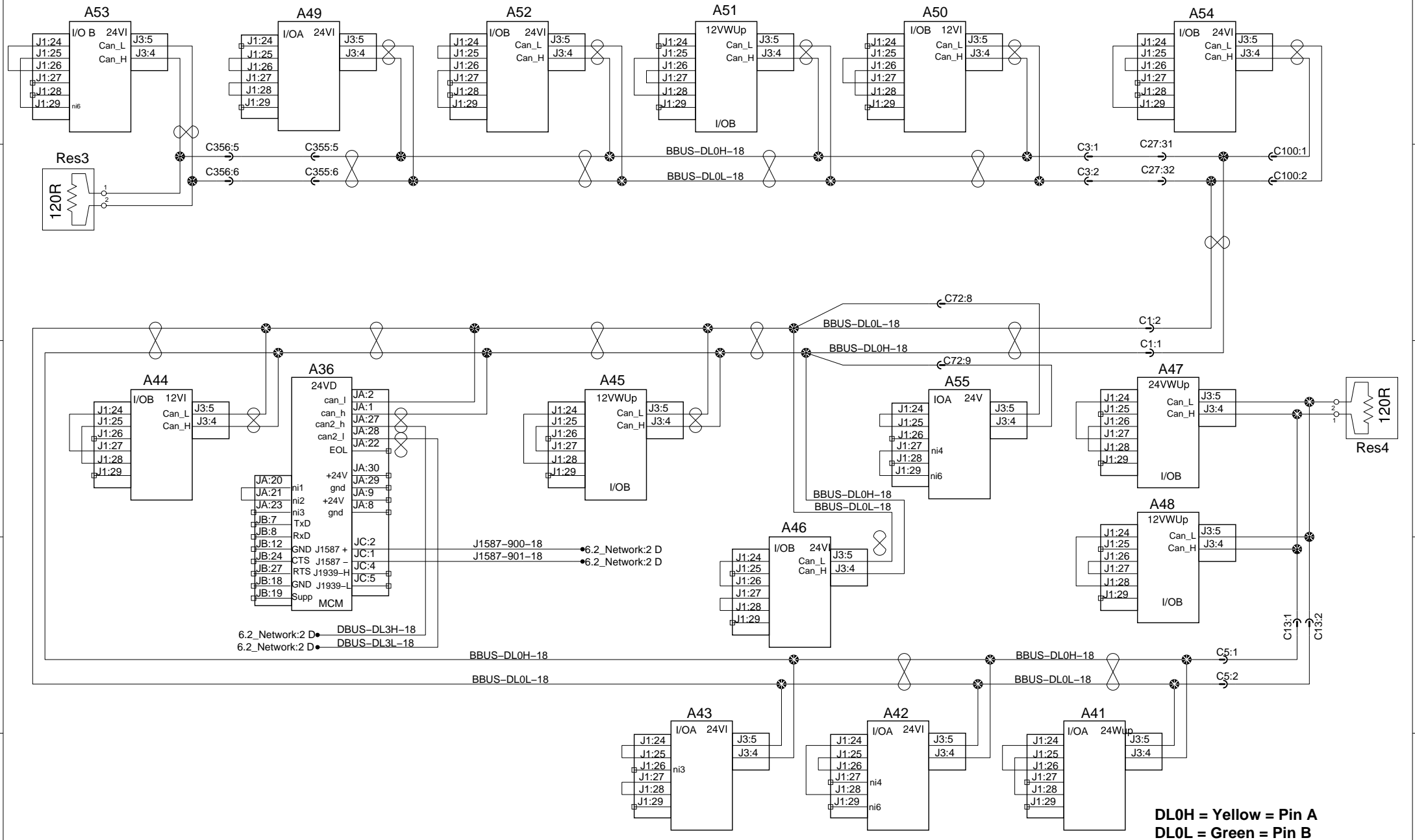
Power distribution Rear Junction box



Power distribution Rear Junction box

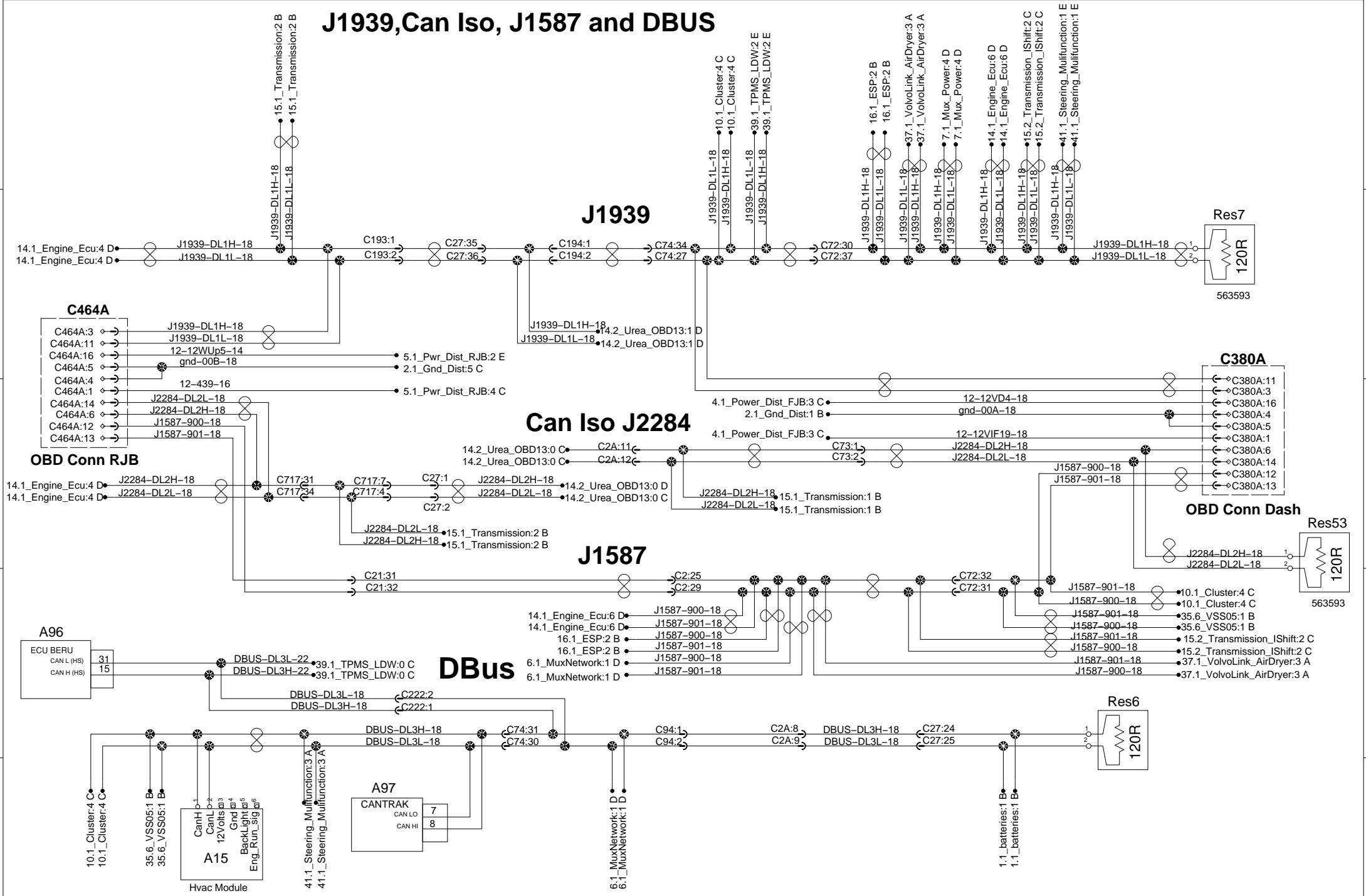


Multiplex Can, J1587 Network and Addressing

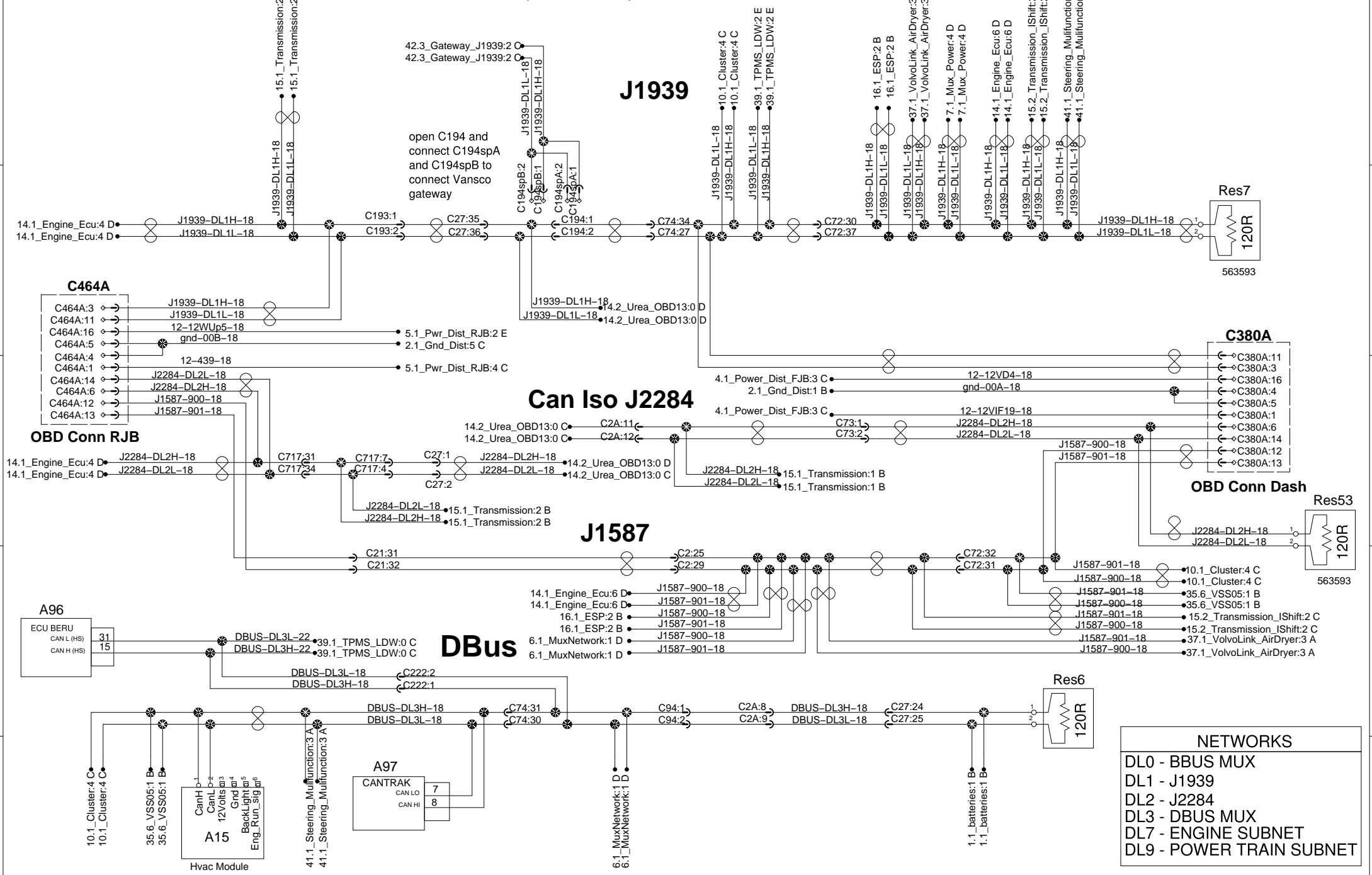


DL0H = Yellow = Pin A
DL0L = Green = Pin B

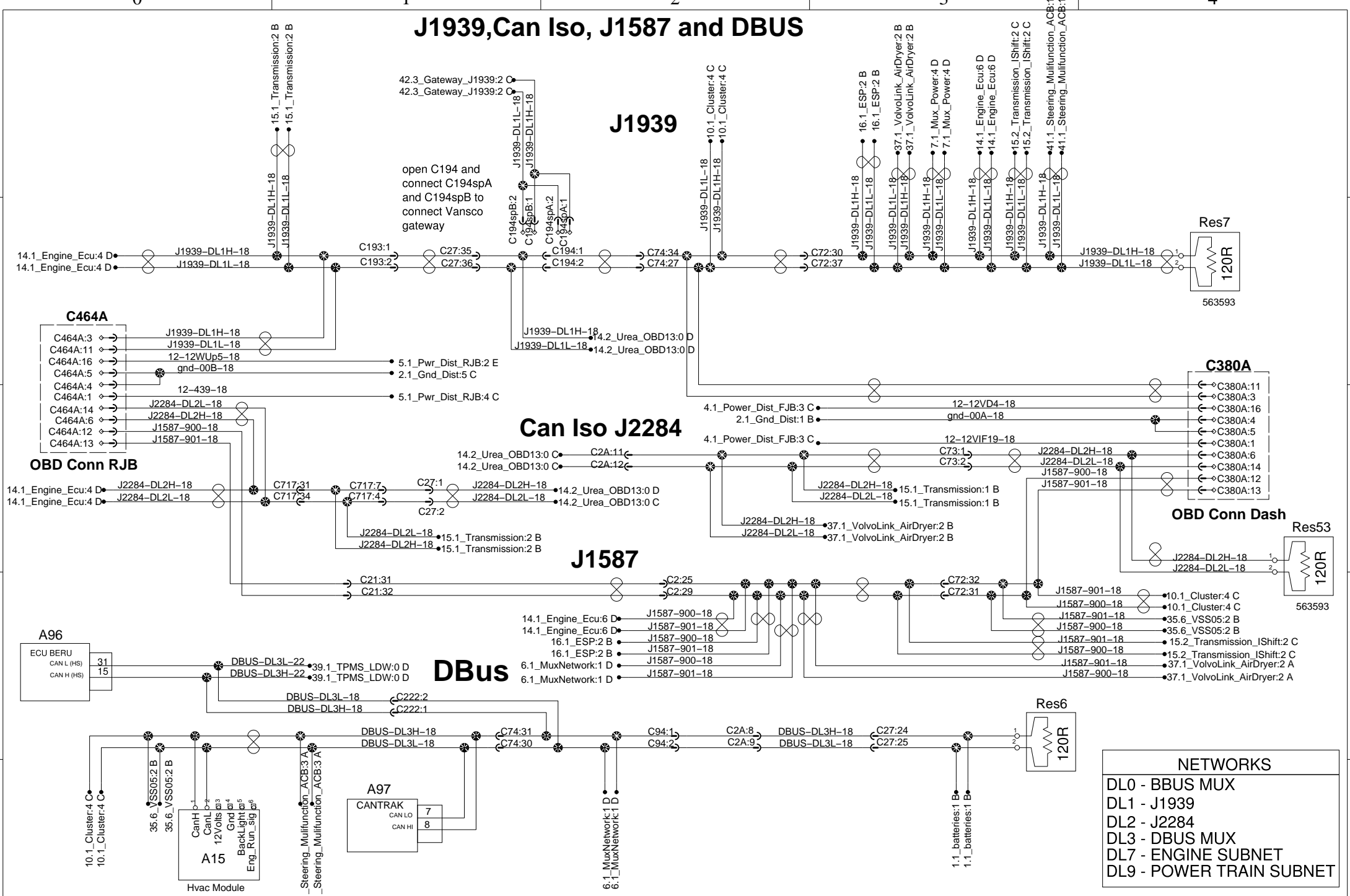
J1939, Can Iso, J1587 and DBUS



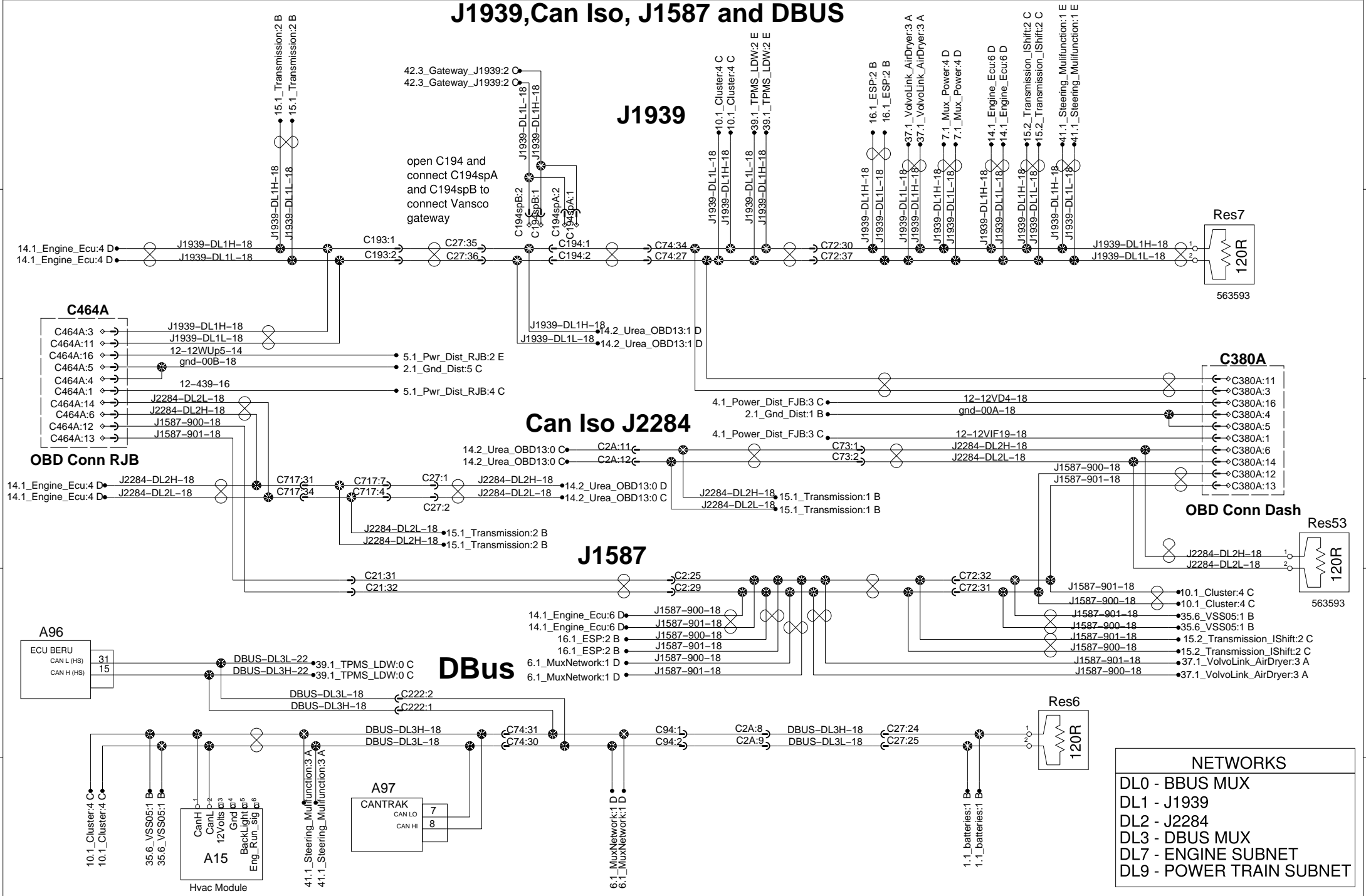
J1939, Can Iso, J1587 and DBUS



NETWORKS	
DL0	- BBUS MUX
DL1	- J1939
DL2	- J2284
DL7	- ENGINE SUBNET
DL9	- POWER TRAIN SUBNET

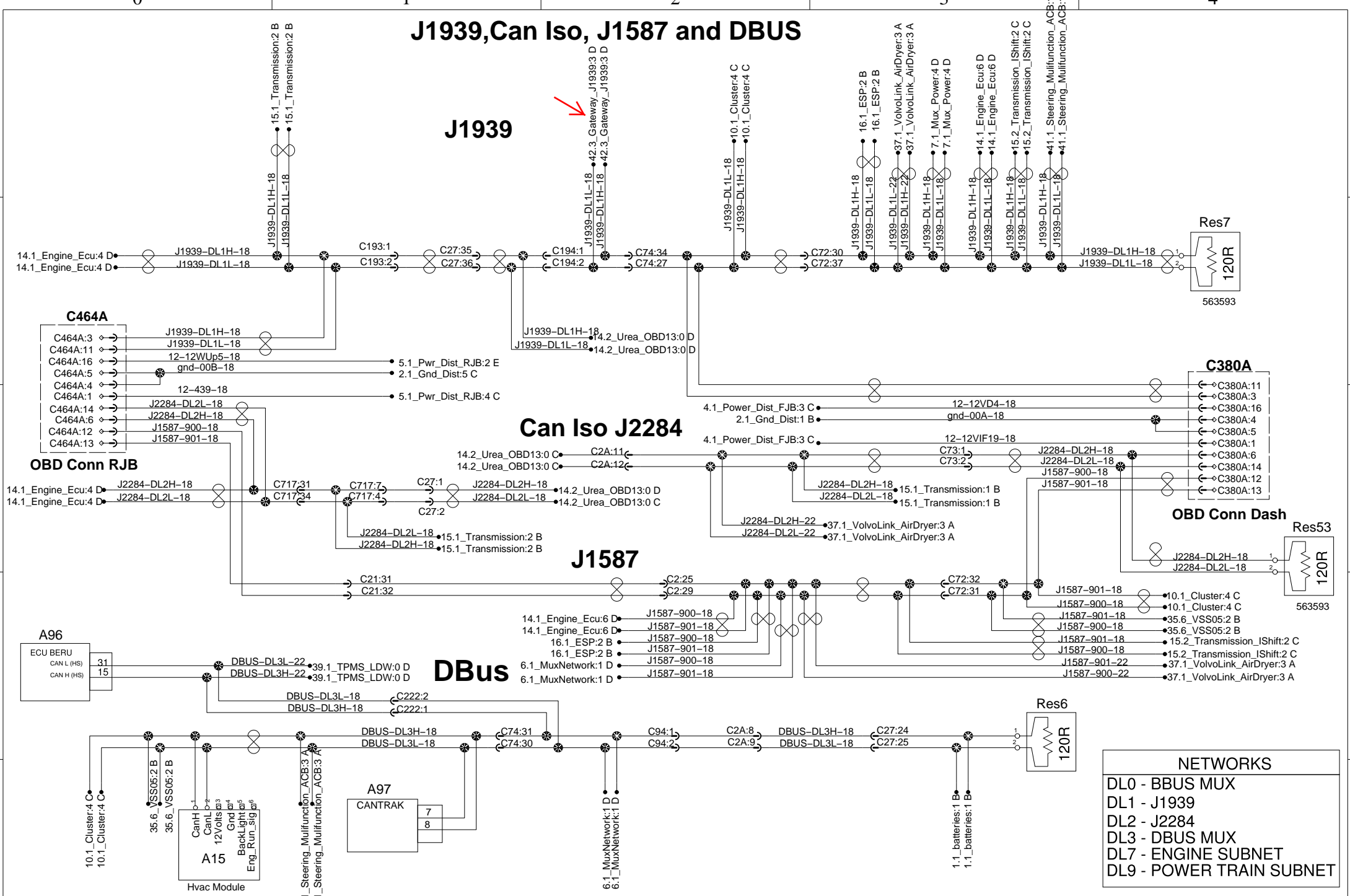


J1939, Can Iso, J1587 and DBUS

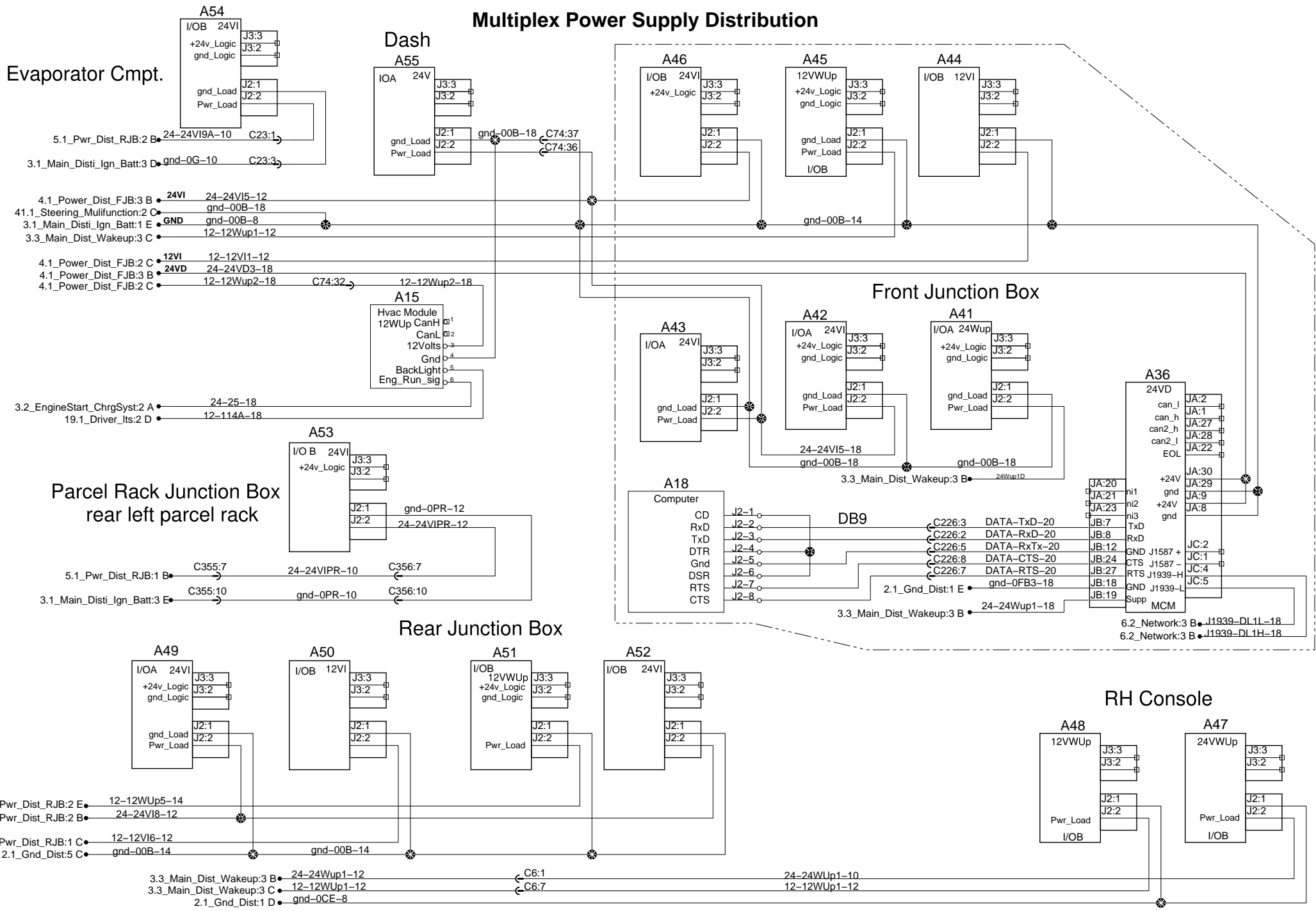


NETWORKS	
DL0	- BBUS MUX
DL1	- J1939
DL2	- J2284
DL3	- DBUS MUX
DL7	- ENGINE SUBNET
DL9	- POWER TRAIN SUBNET

J1939, Can Iso, J1587 and DBUS

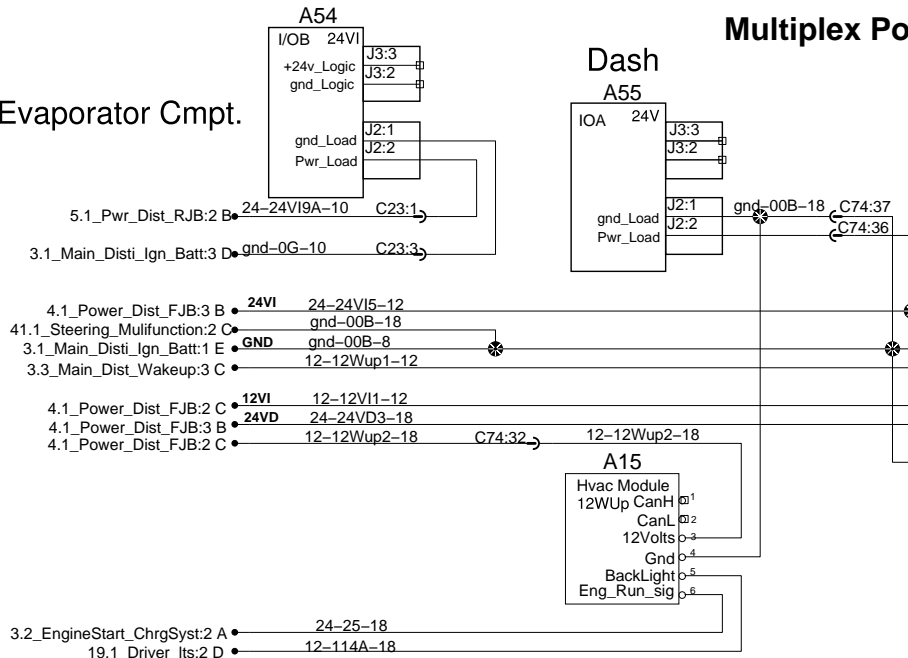


NETWORKS	
DL0	- BBUS MUX
DL1	- J1939
DL2	- J2284
DL3	- DBUS MUX
DL7	- ENGINE SUBNET
DL9	- POWER TRAIN SUBNET

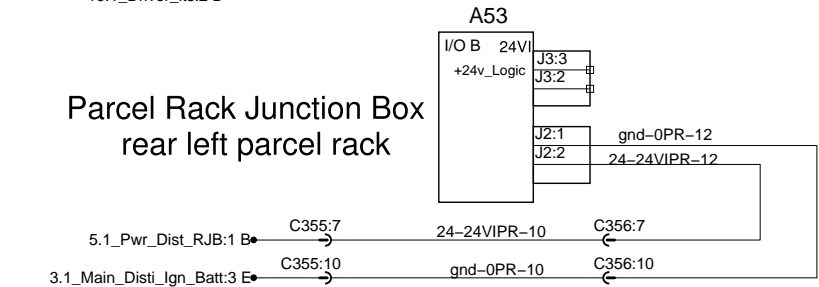


Multiplex Power Supply Distribution

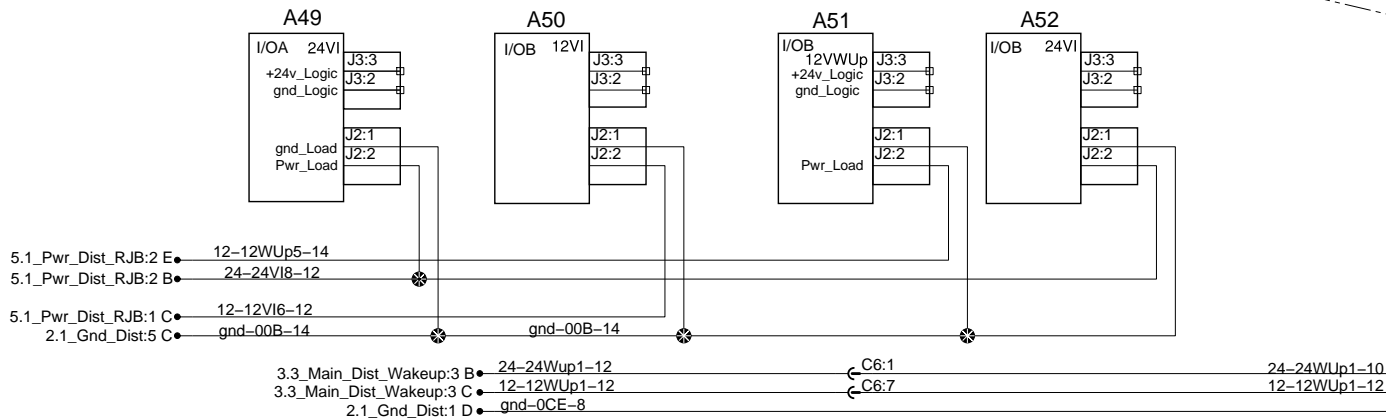
Evaporator Cmpt.



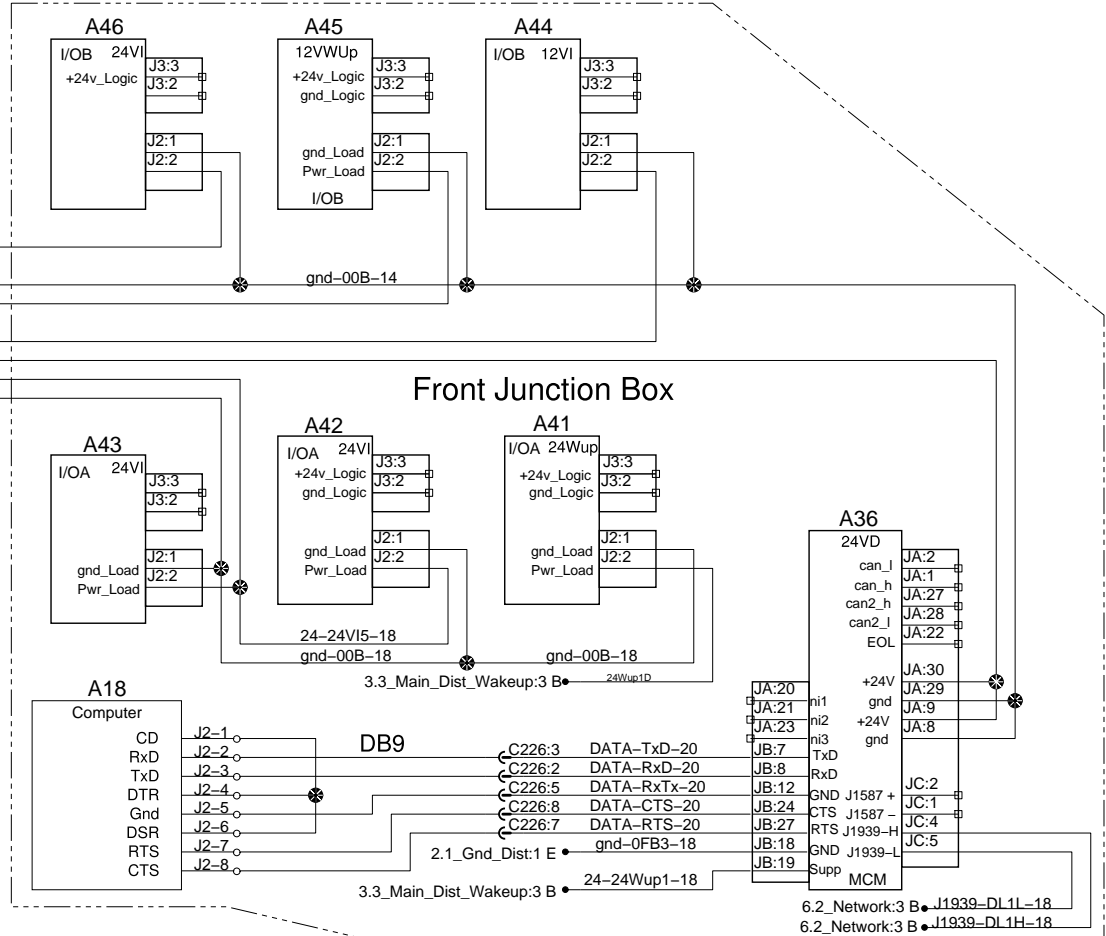
Parcel Rack Junction Box rear left parcel rack



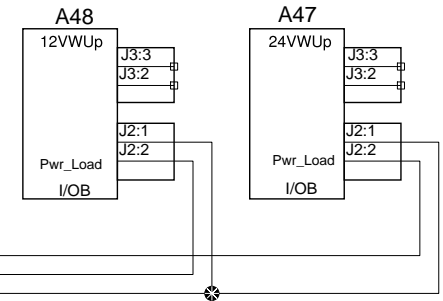
Rear Junction Box



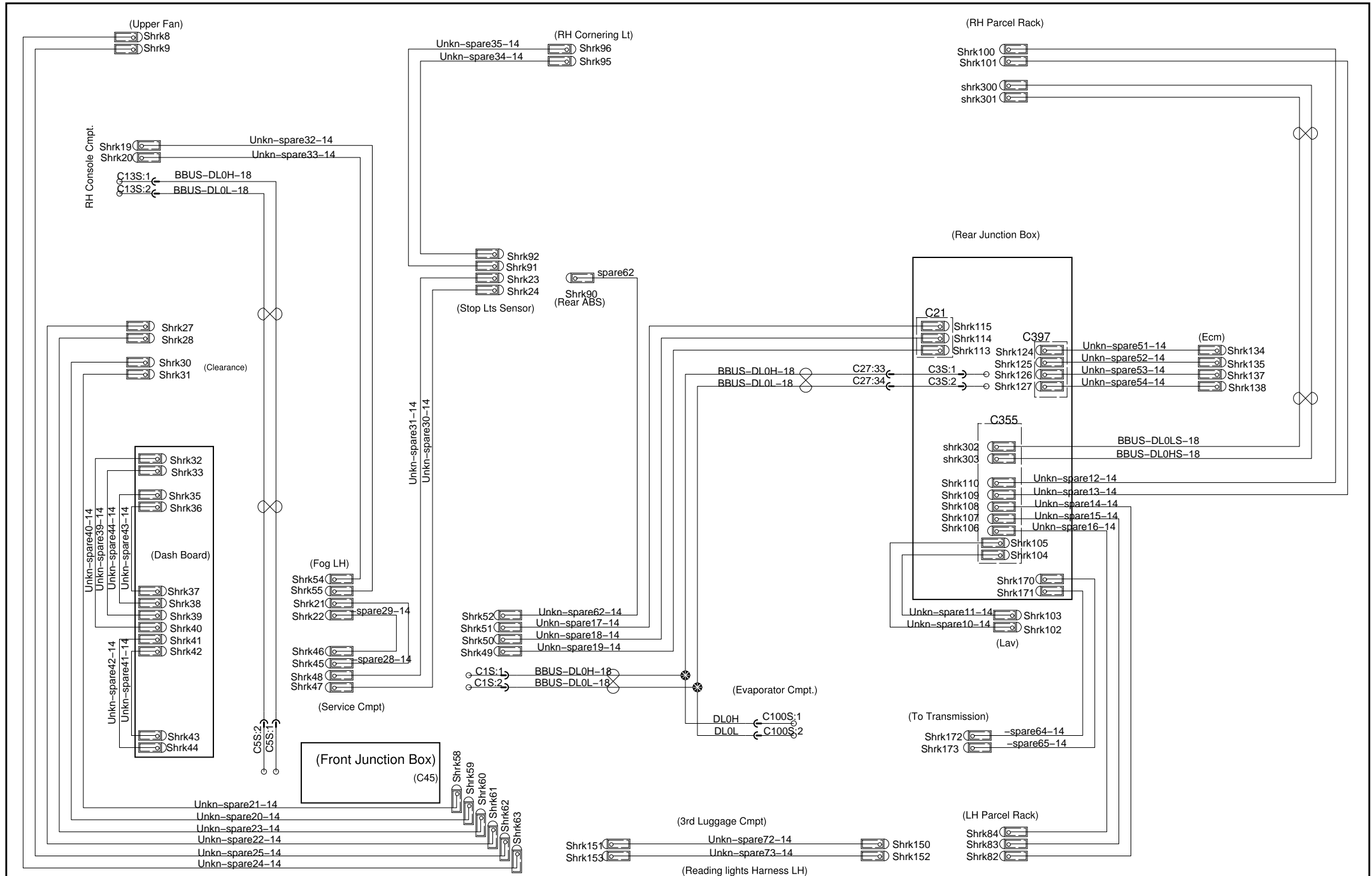
Front Junction Box



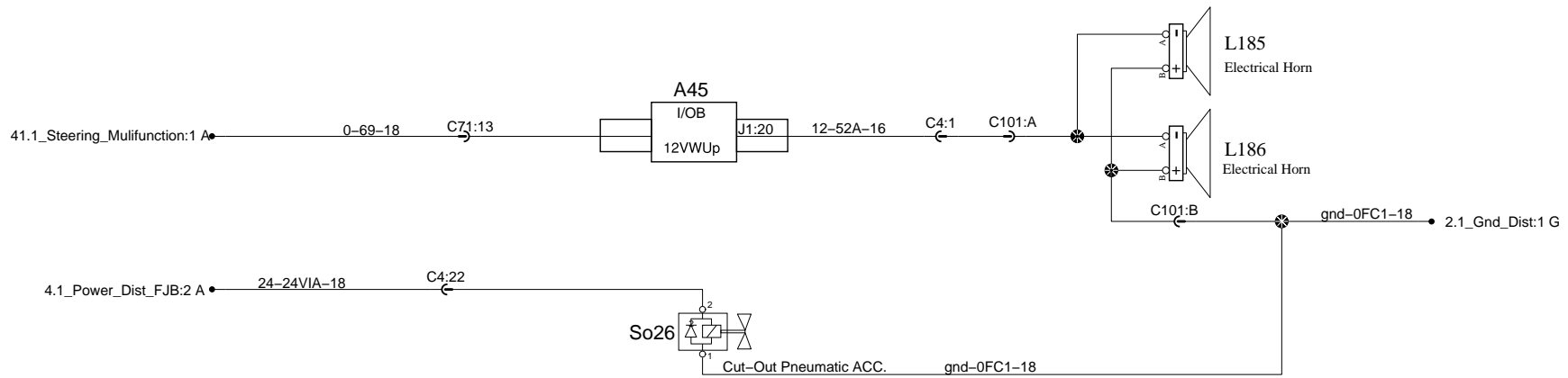
RH Console



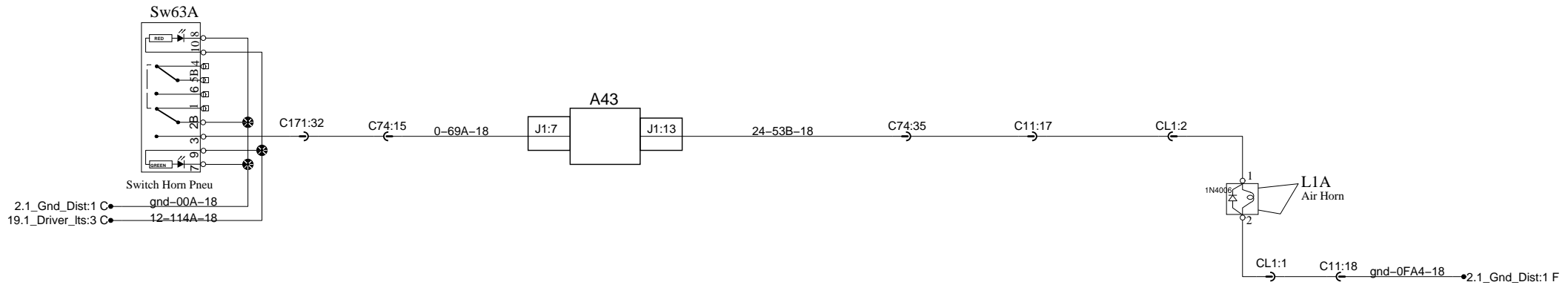
Spare Wires



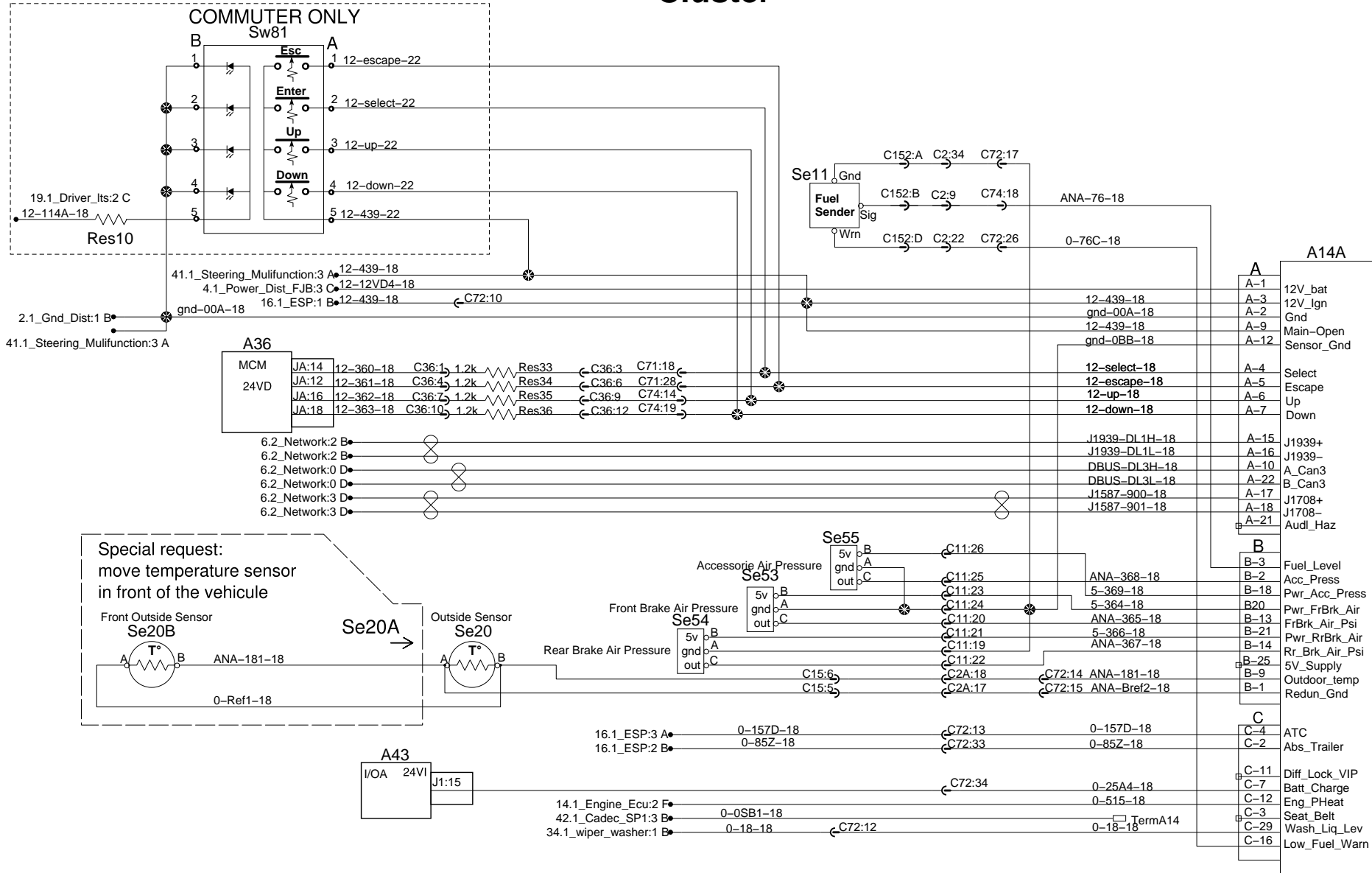
Electric Horn



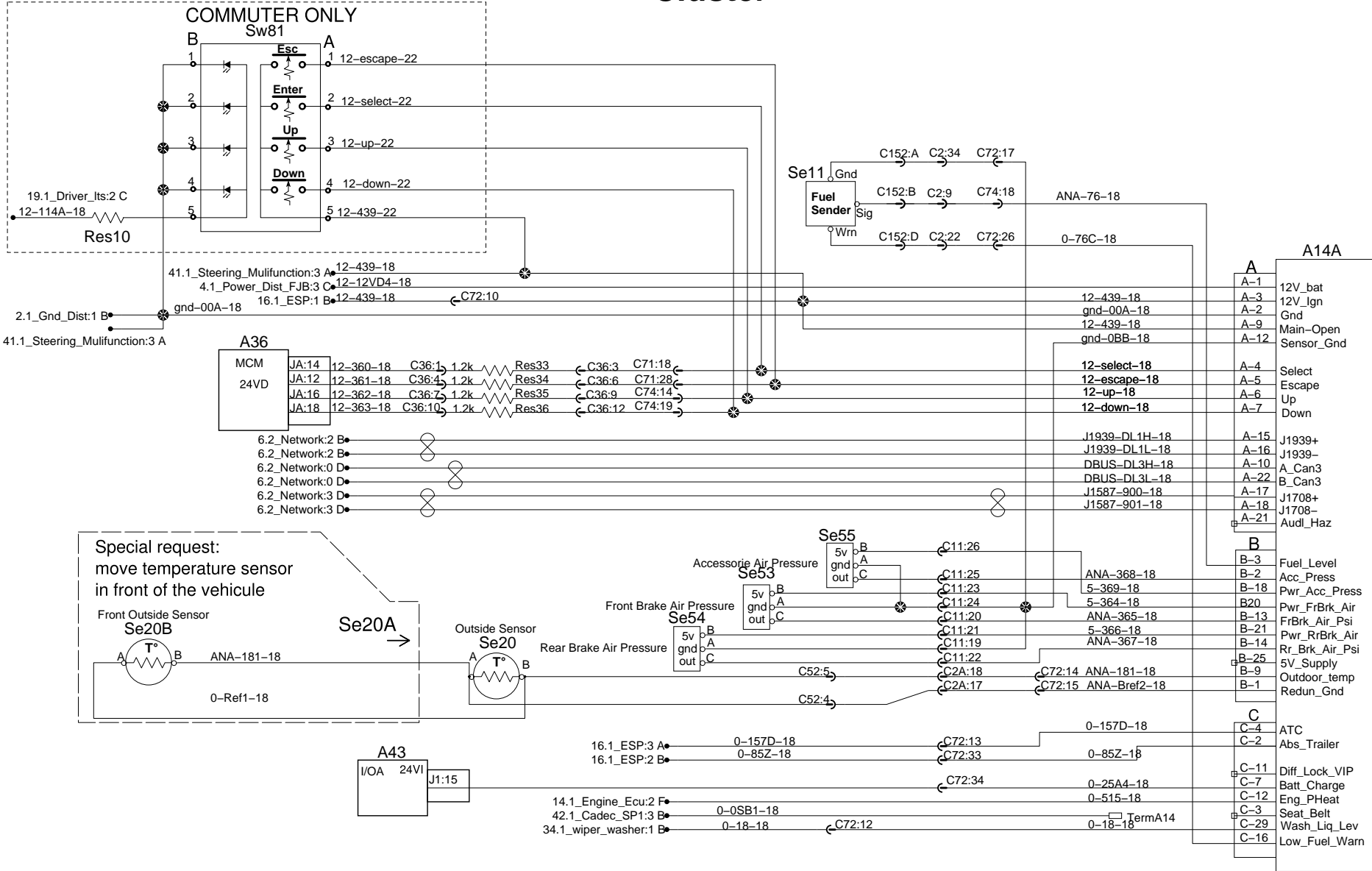
Air Horn



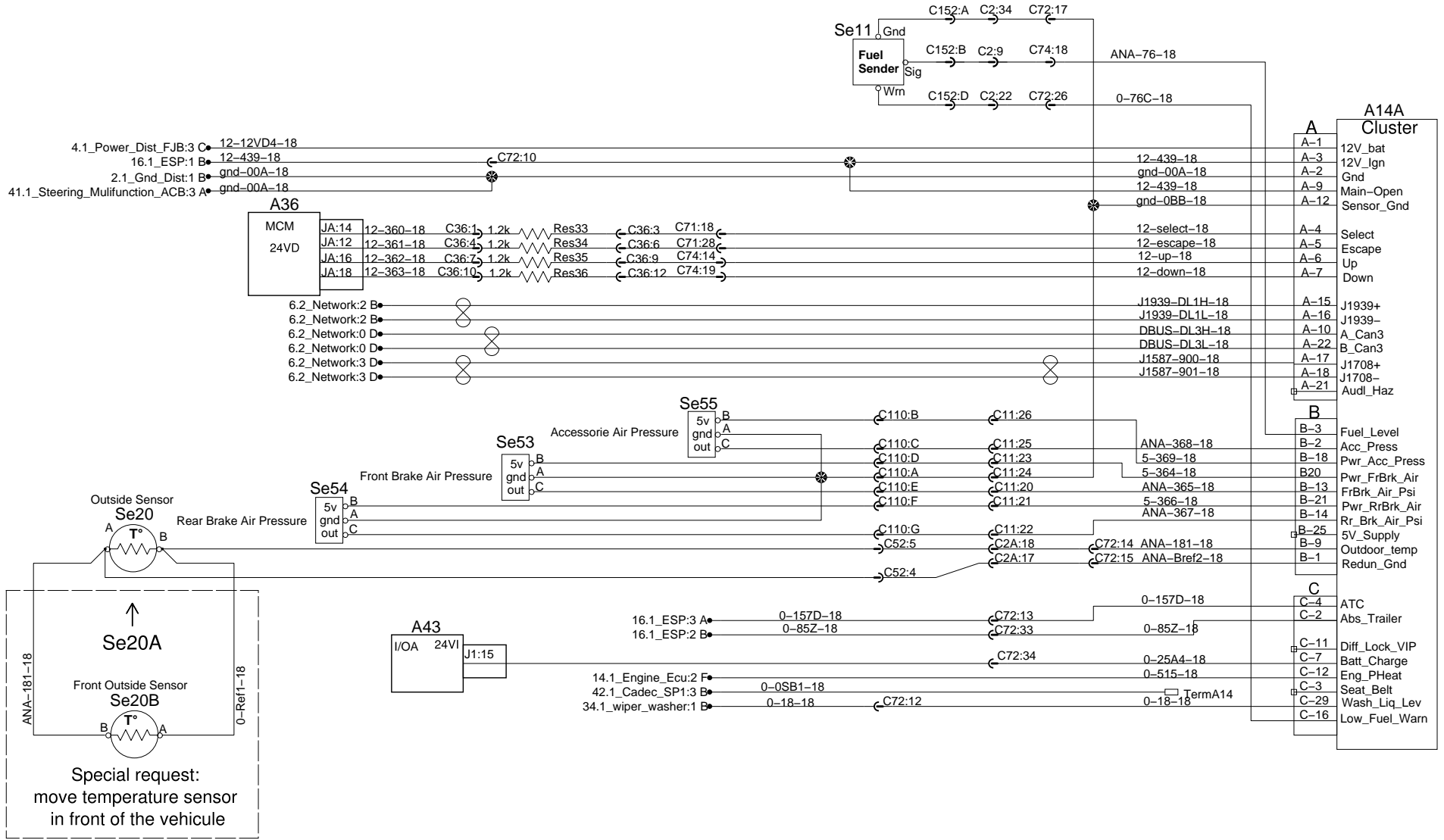
Cluster



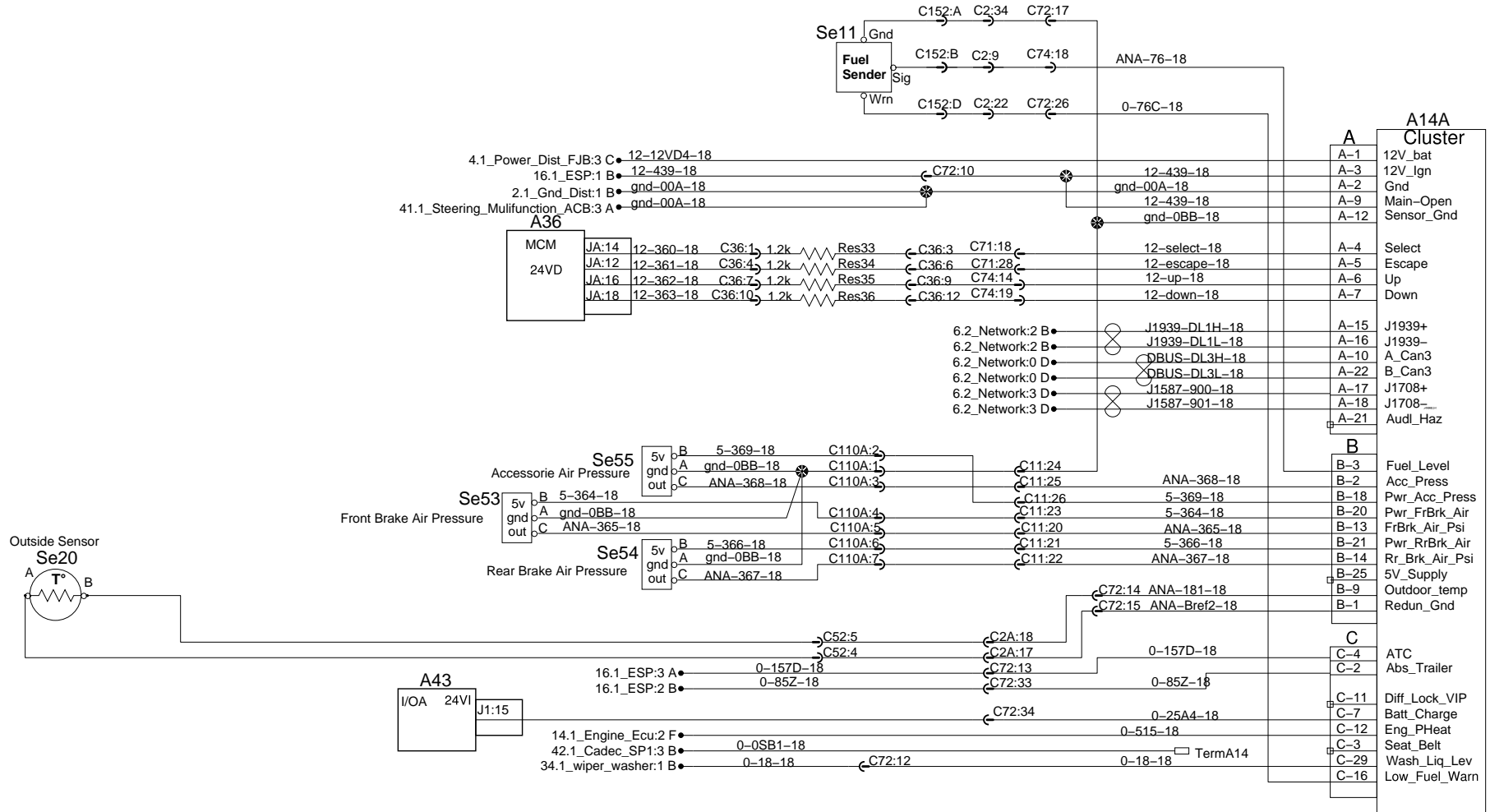
Cluster



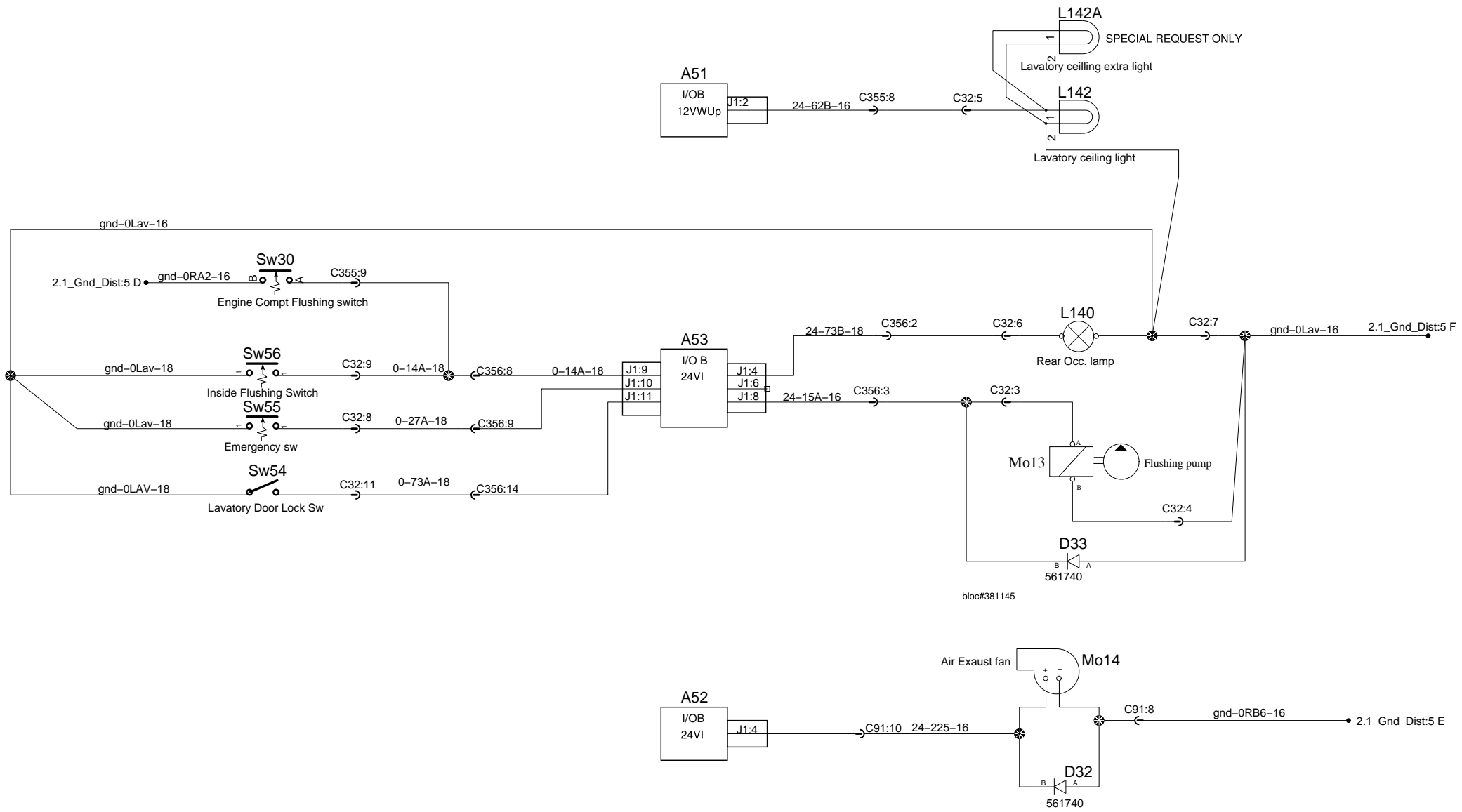
Cluster



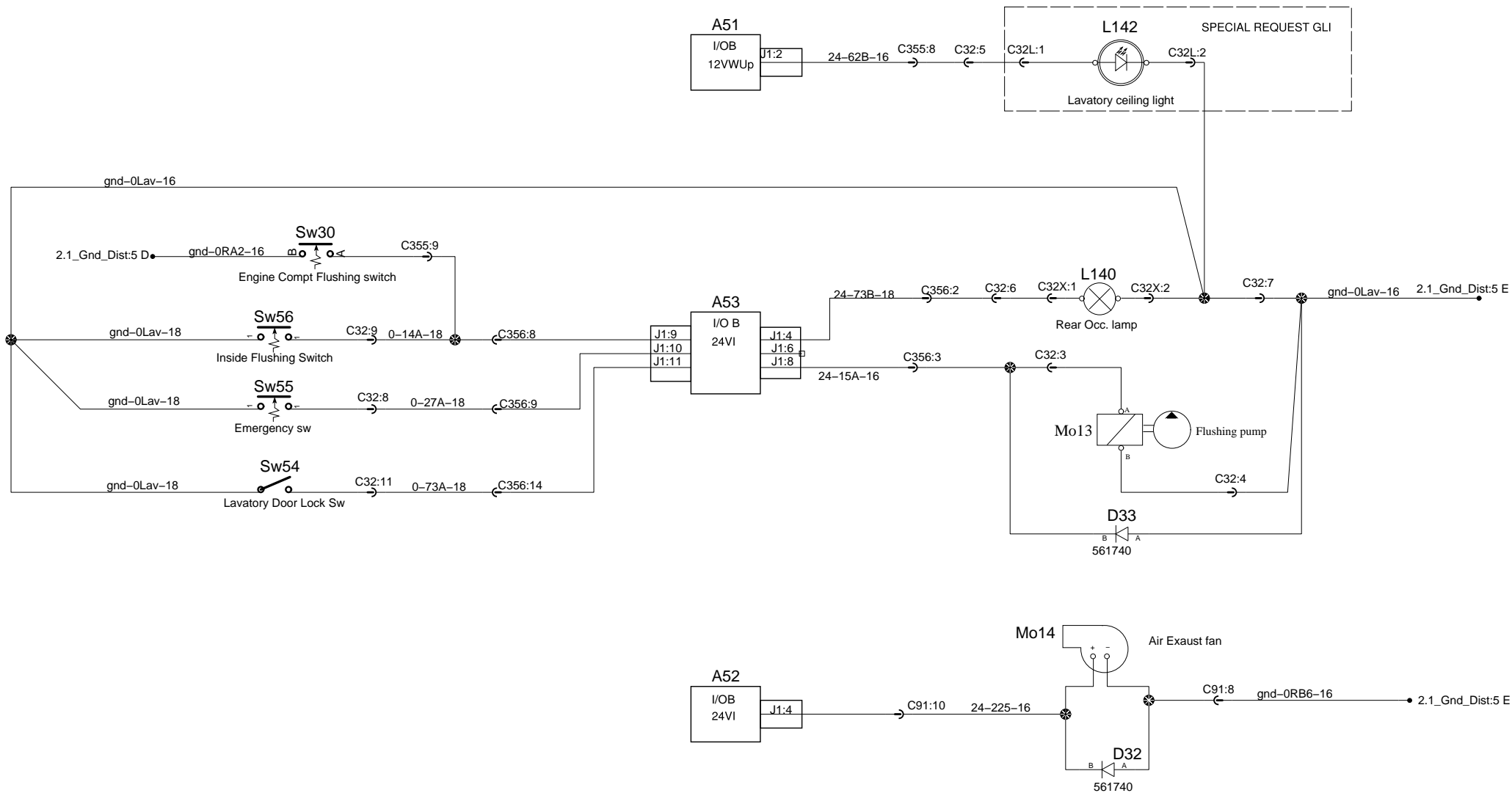
Cluster



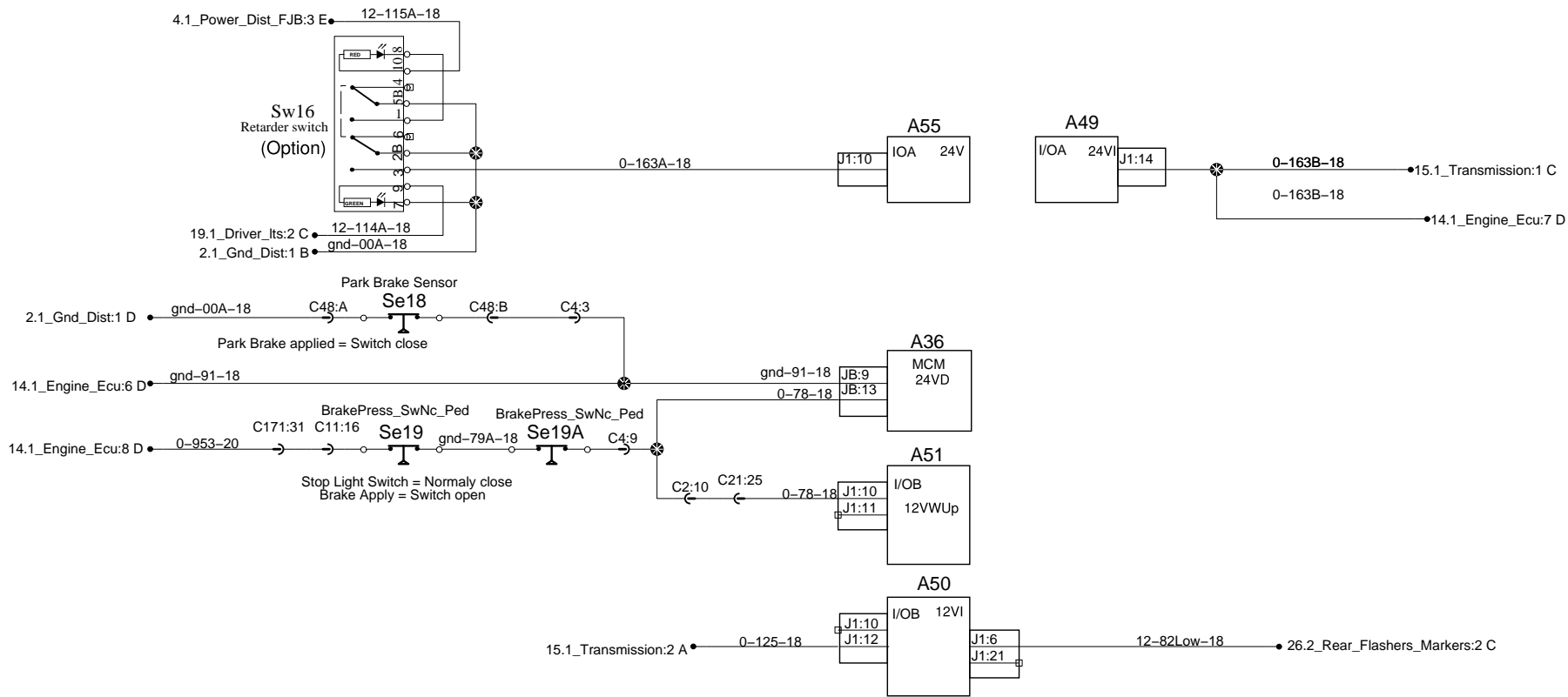
Lavatory and No Smoking Sign



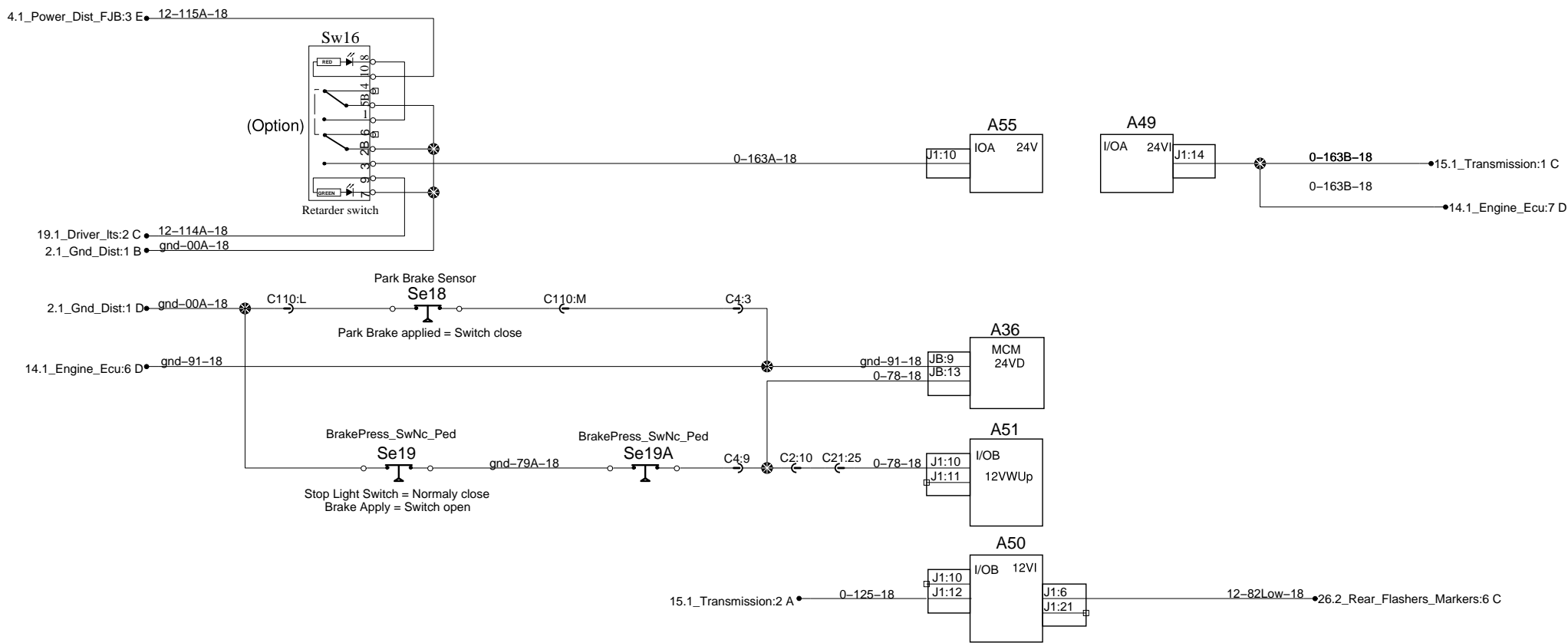
Lavatory & Exhaust Fan



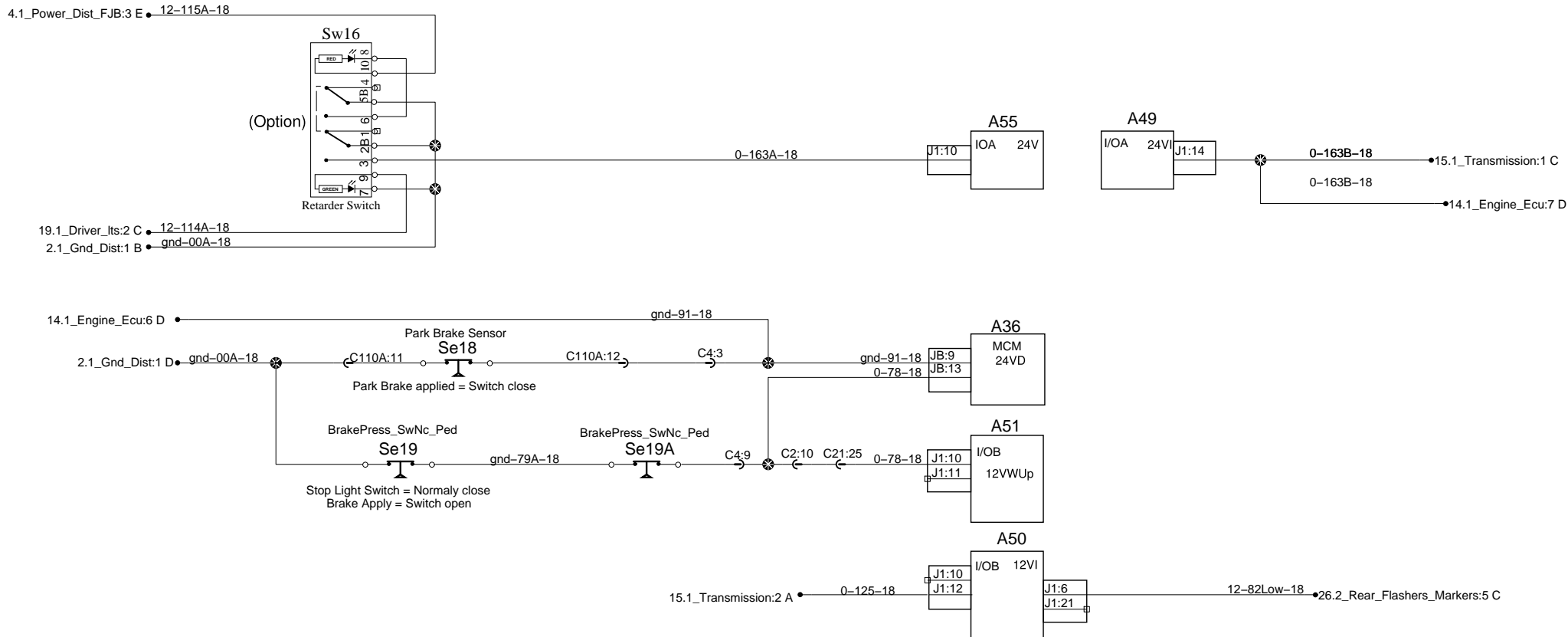
Brake, Engine Brake and Retarder



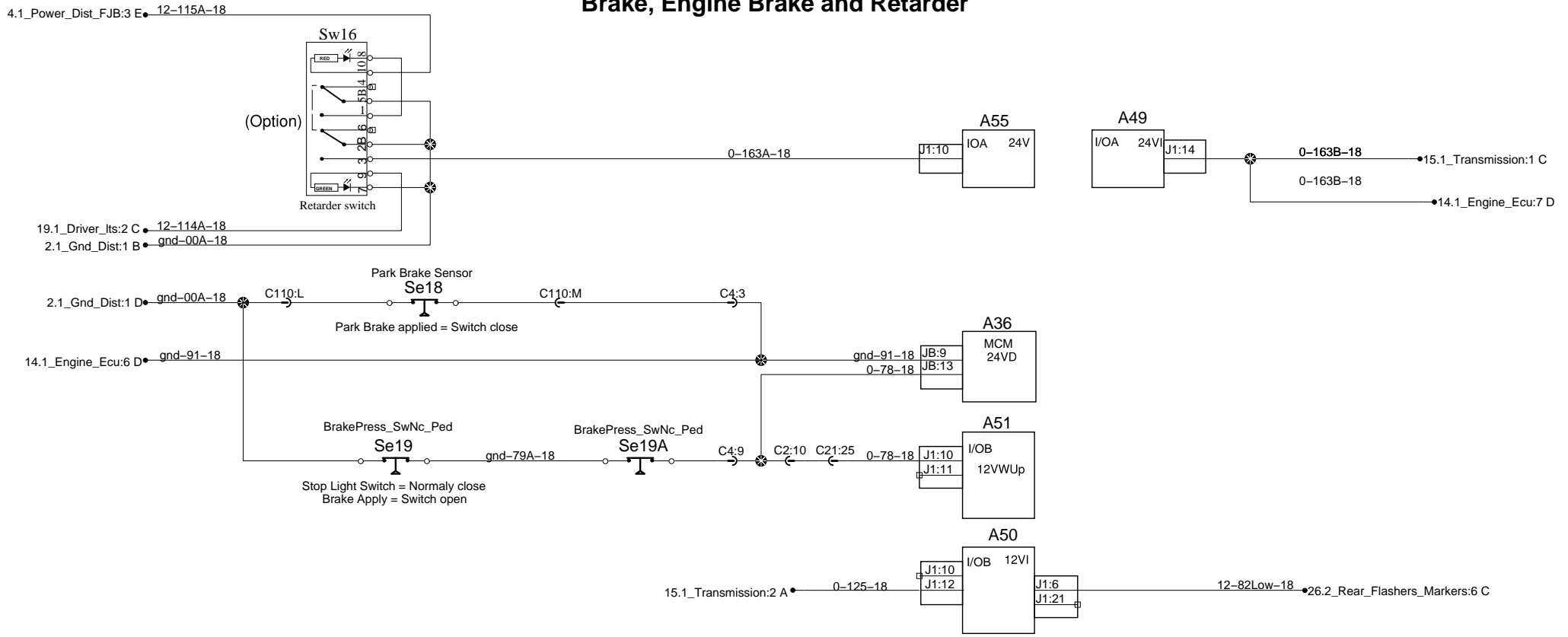
Brake, Engine Brake and Retarder



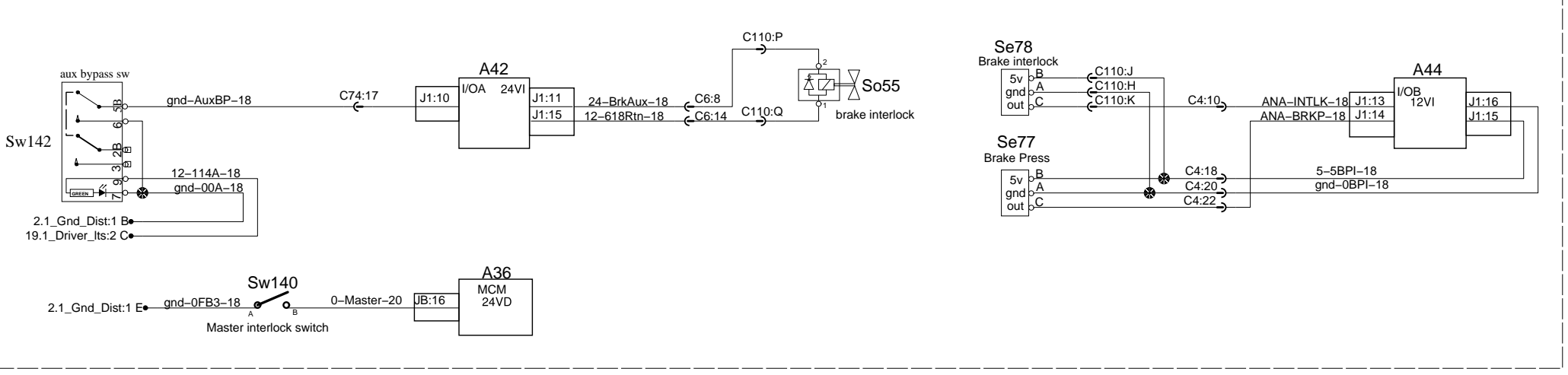
Brake, Engine Brake and Retarder



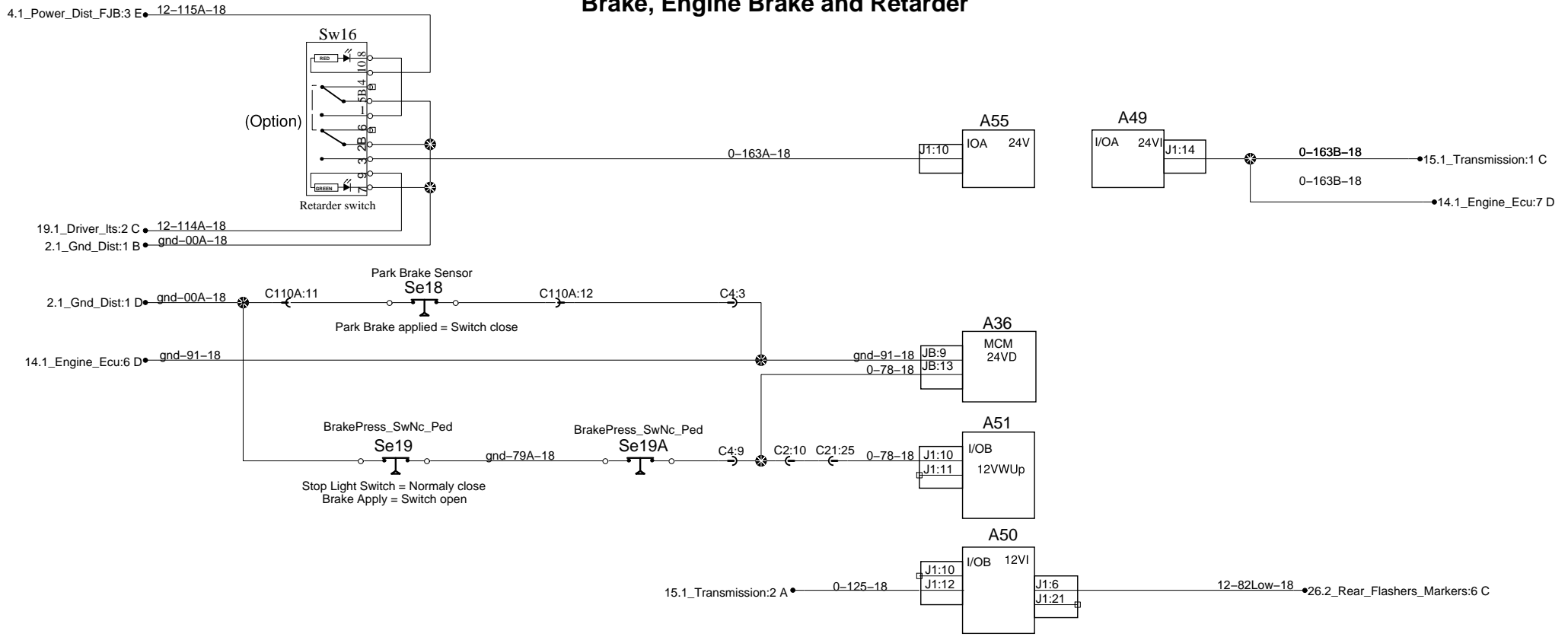
Brake, Engine Brake and Retarder



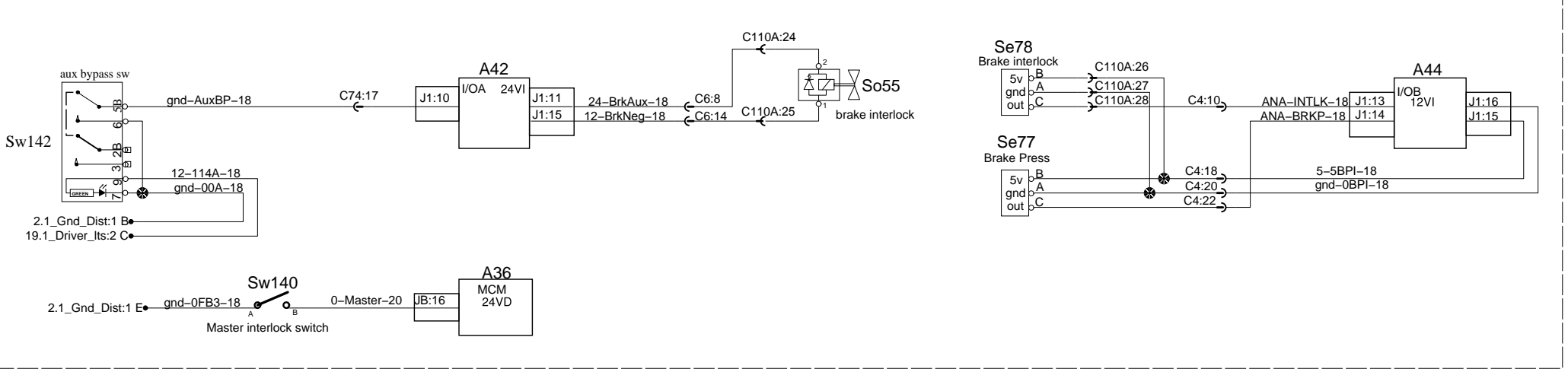
Brake interlock with door bifold



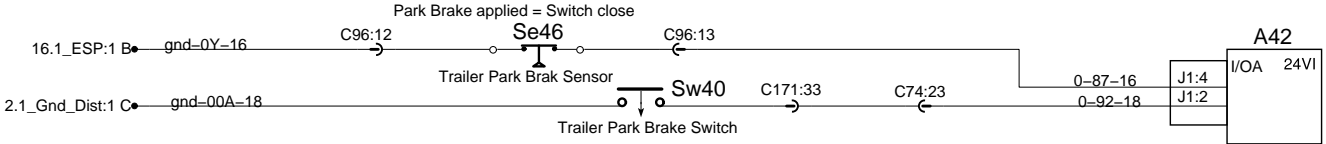
Brake, Engine Brake and Retarder



Brake interlock with door bifold



Trailer Park Brake



0

1

2

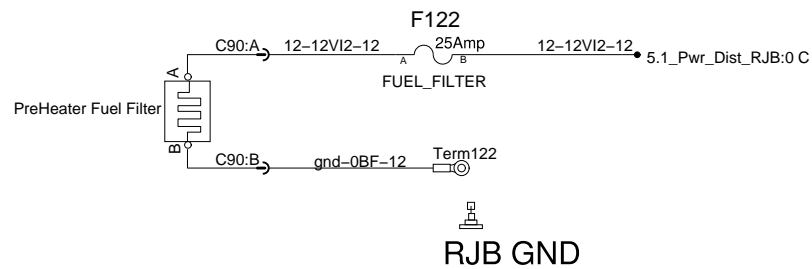
3

4

A

A

Preheater Fuel Filter



B

B

C

C

D

D

E

E

0

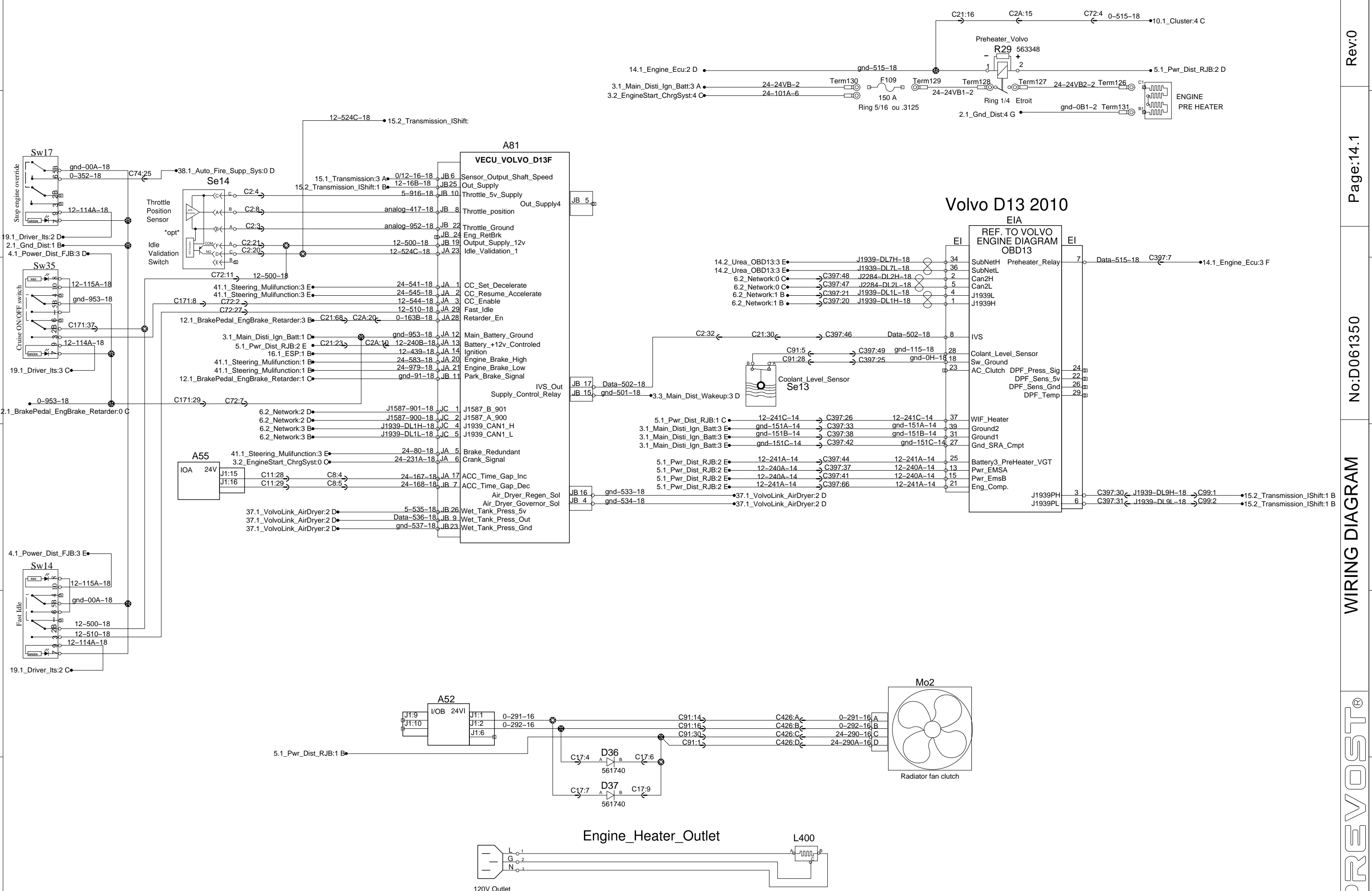
1

2

3

4

Engine ECU Volvo



Rev:0

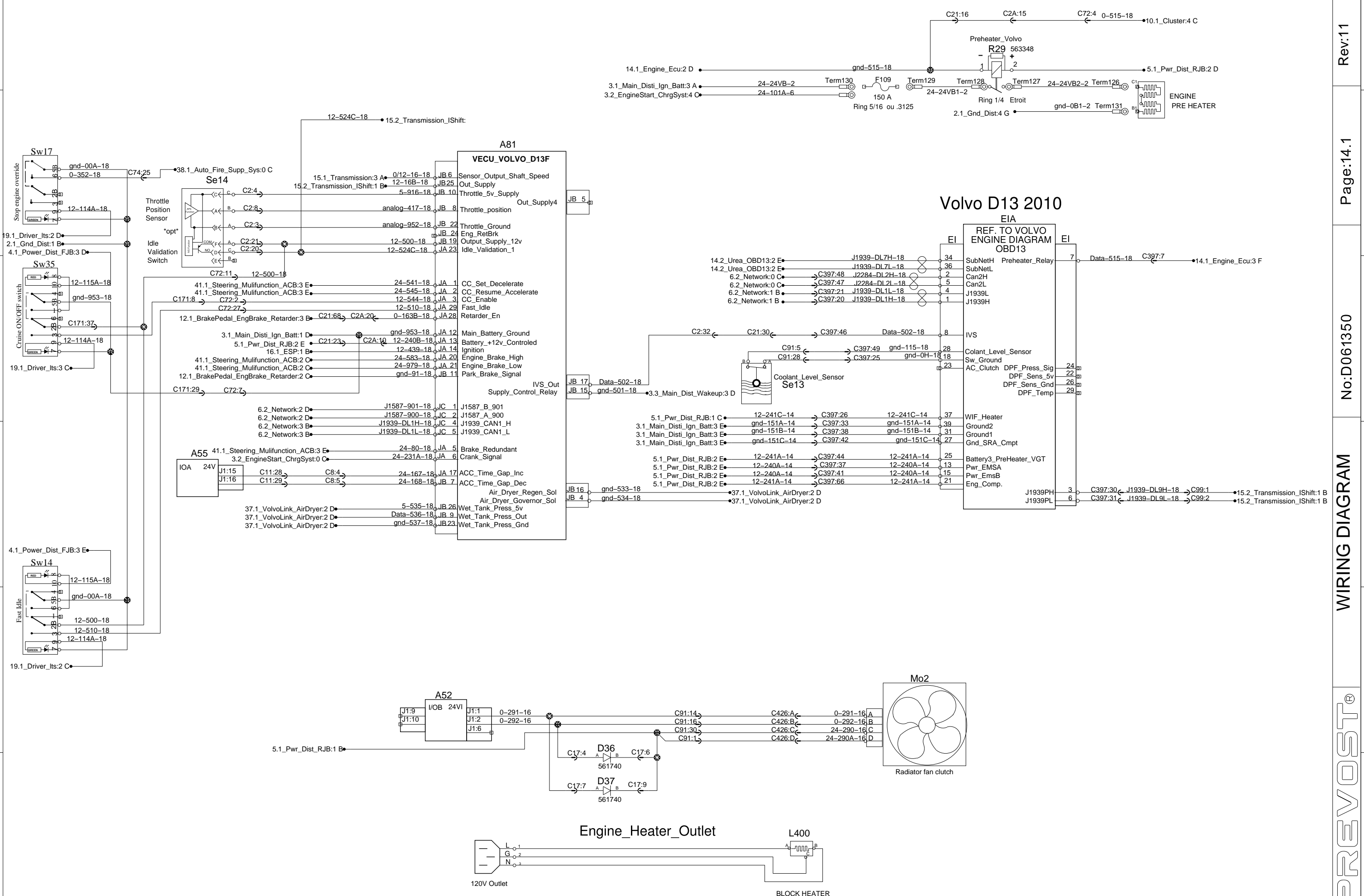
Page:14.1

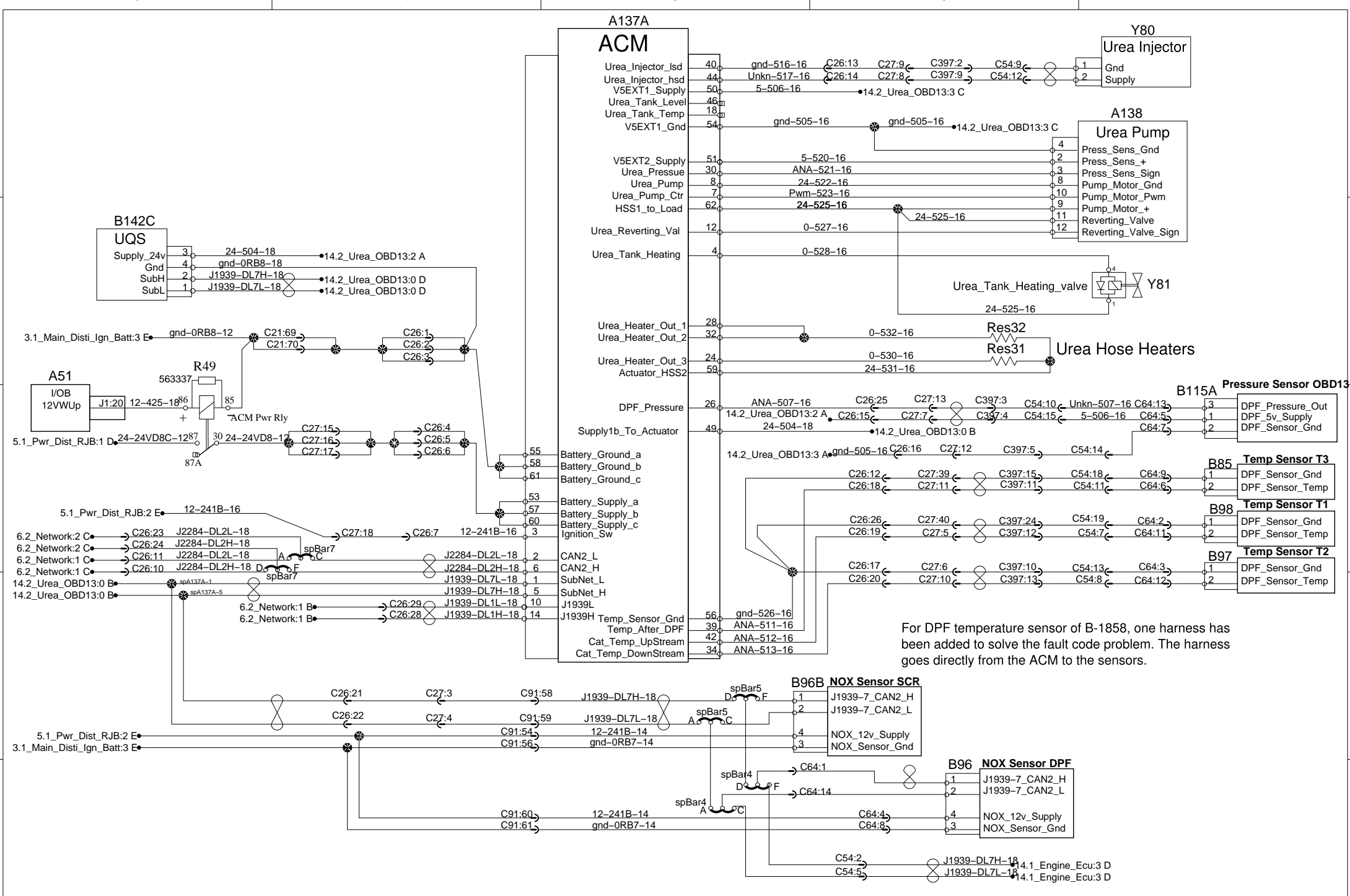
No:D061350

WIRING DIAGRAM

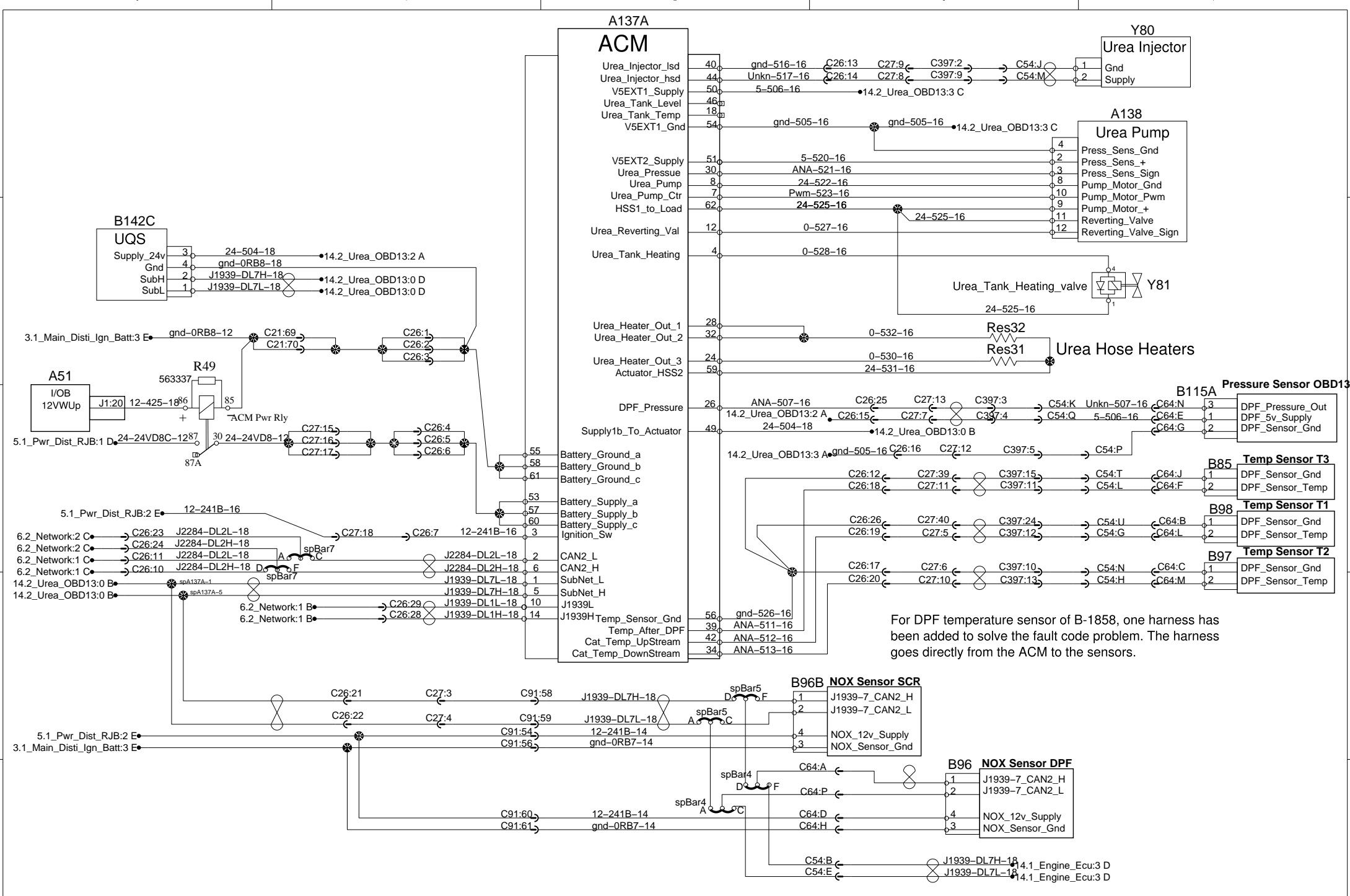
PREVOST®

Engine ECU Volvo

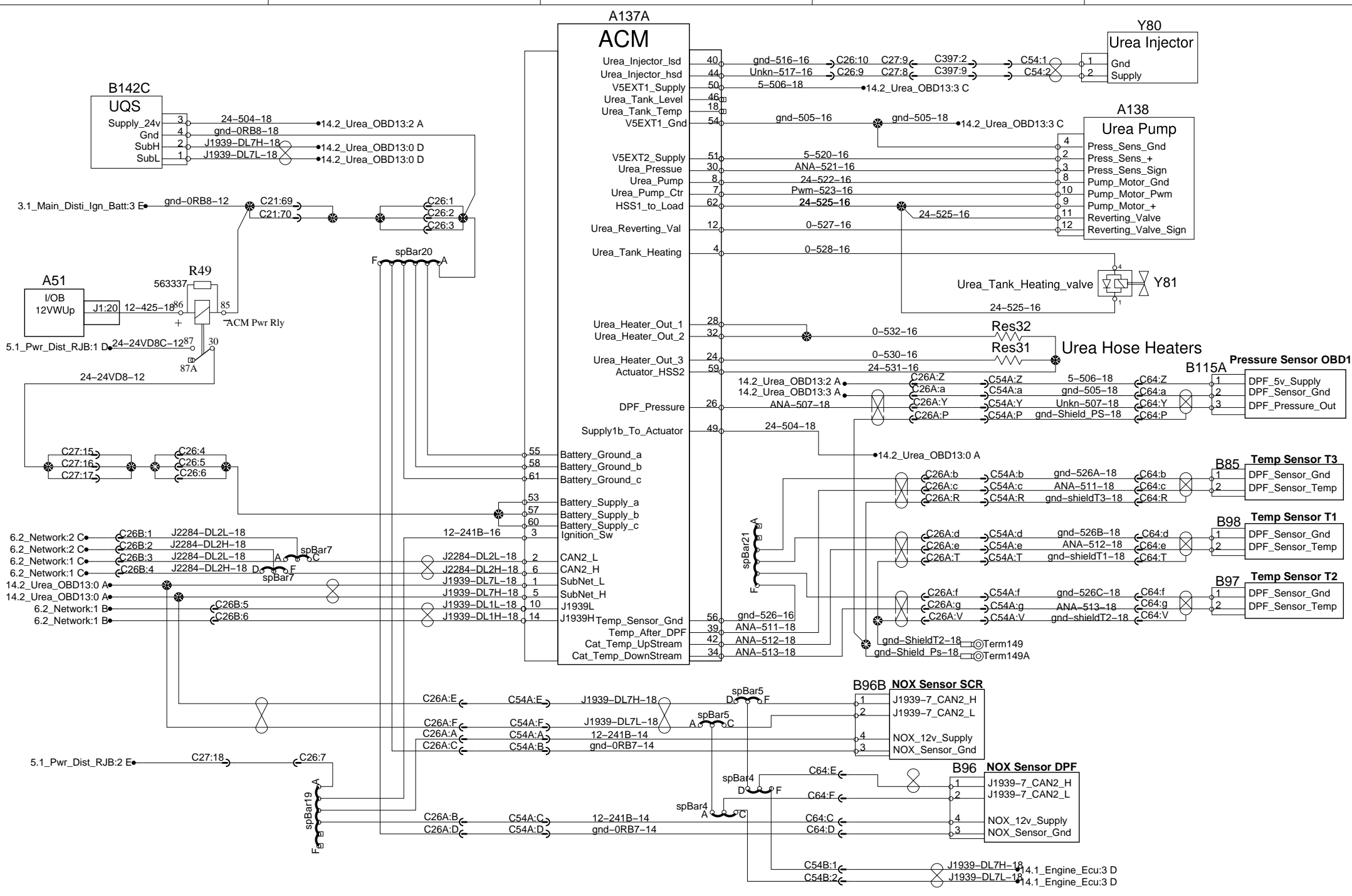


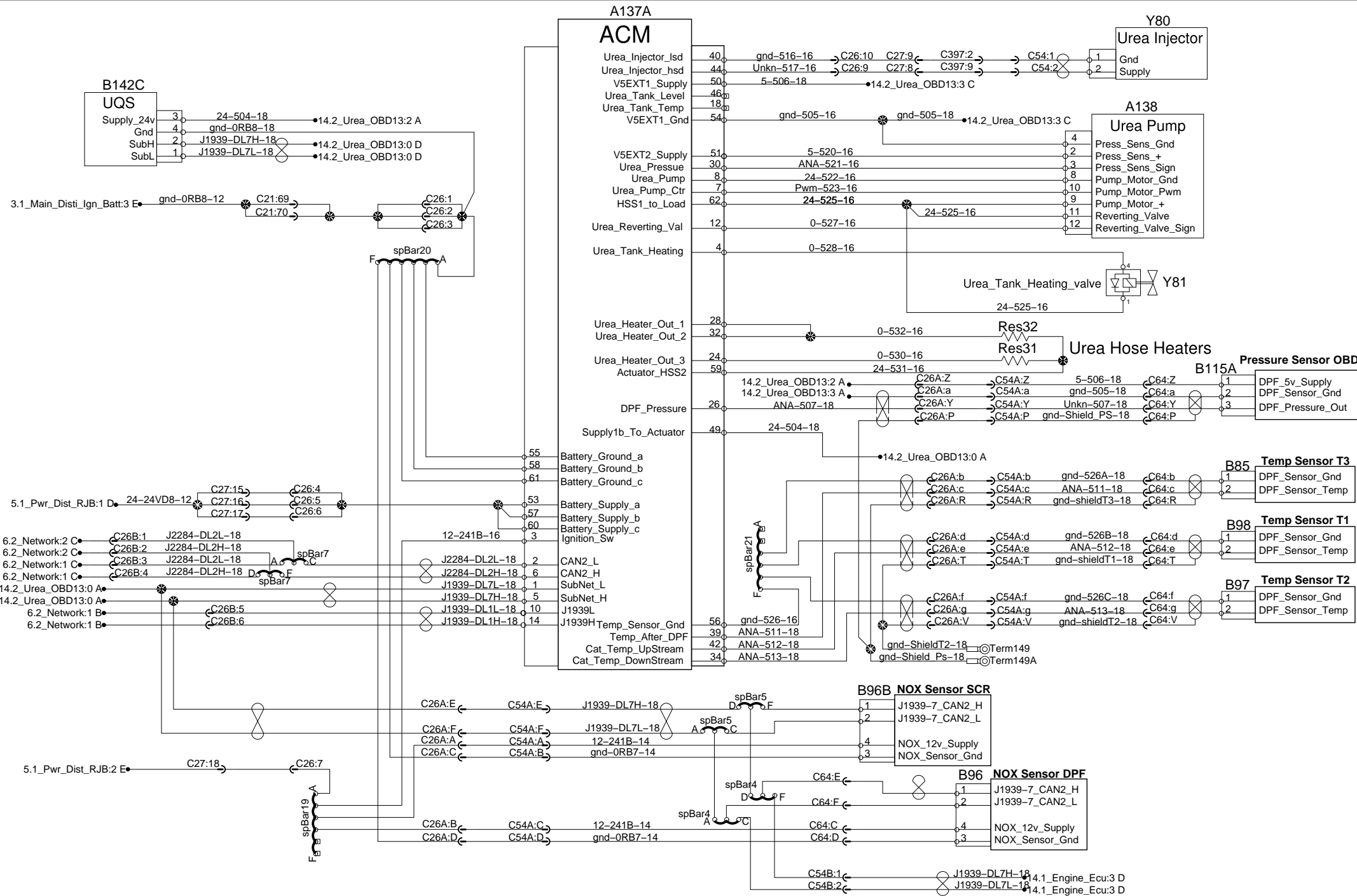


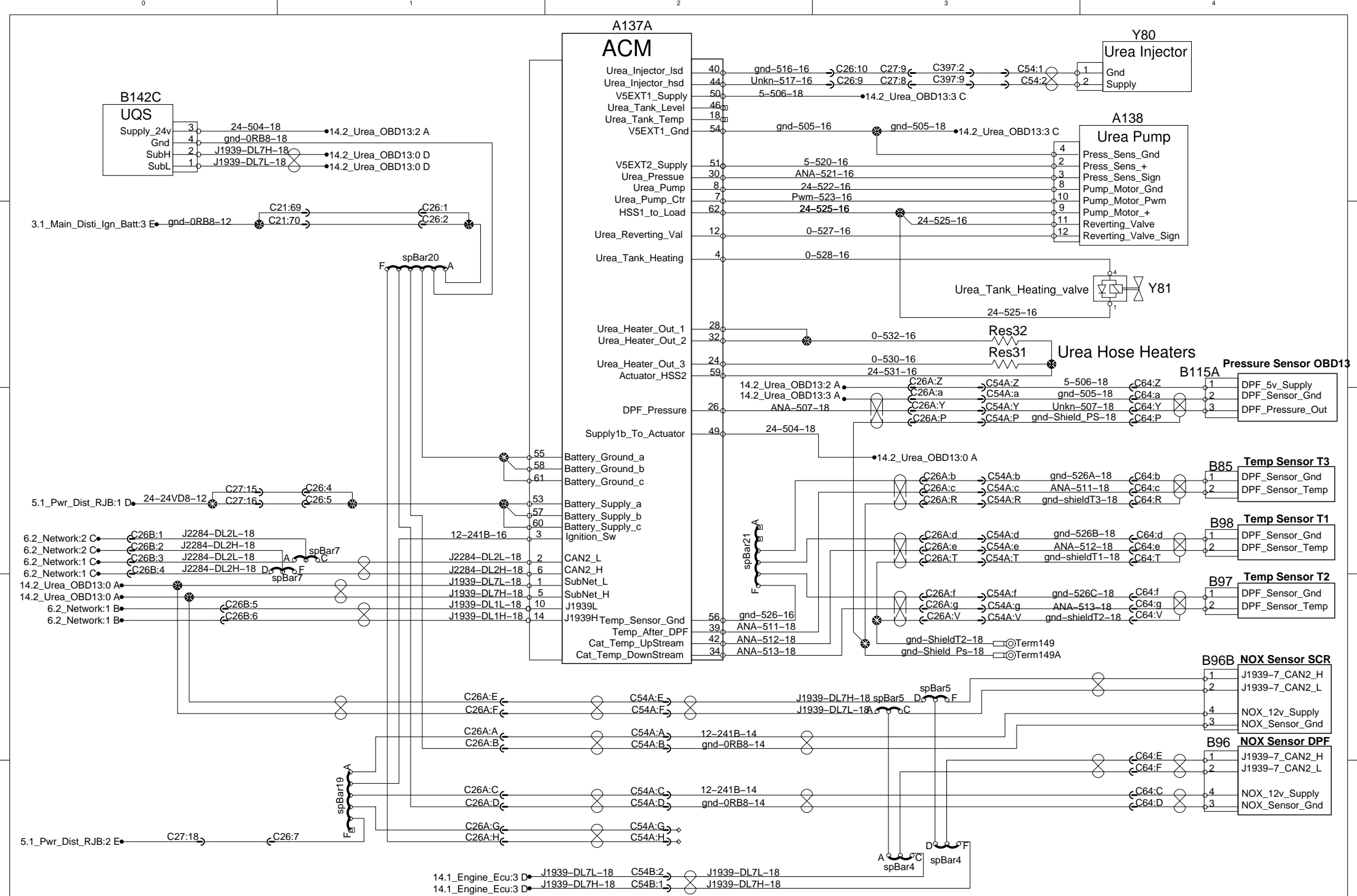
For DPF temperature sensor of B-1858, one harness has been added to solve the fault code problem. The harness goes directly from the ACM to the sensors.

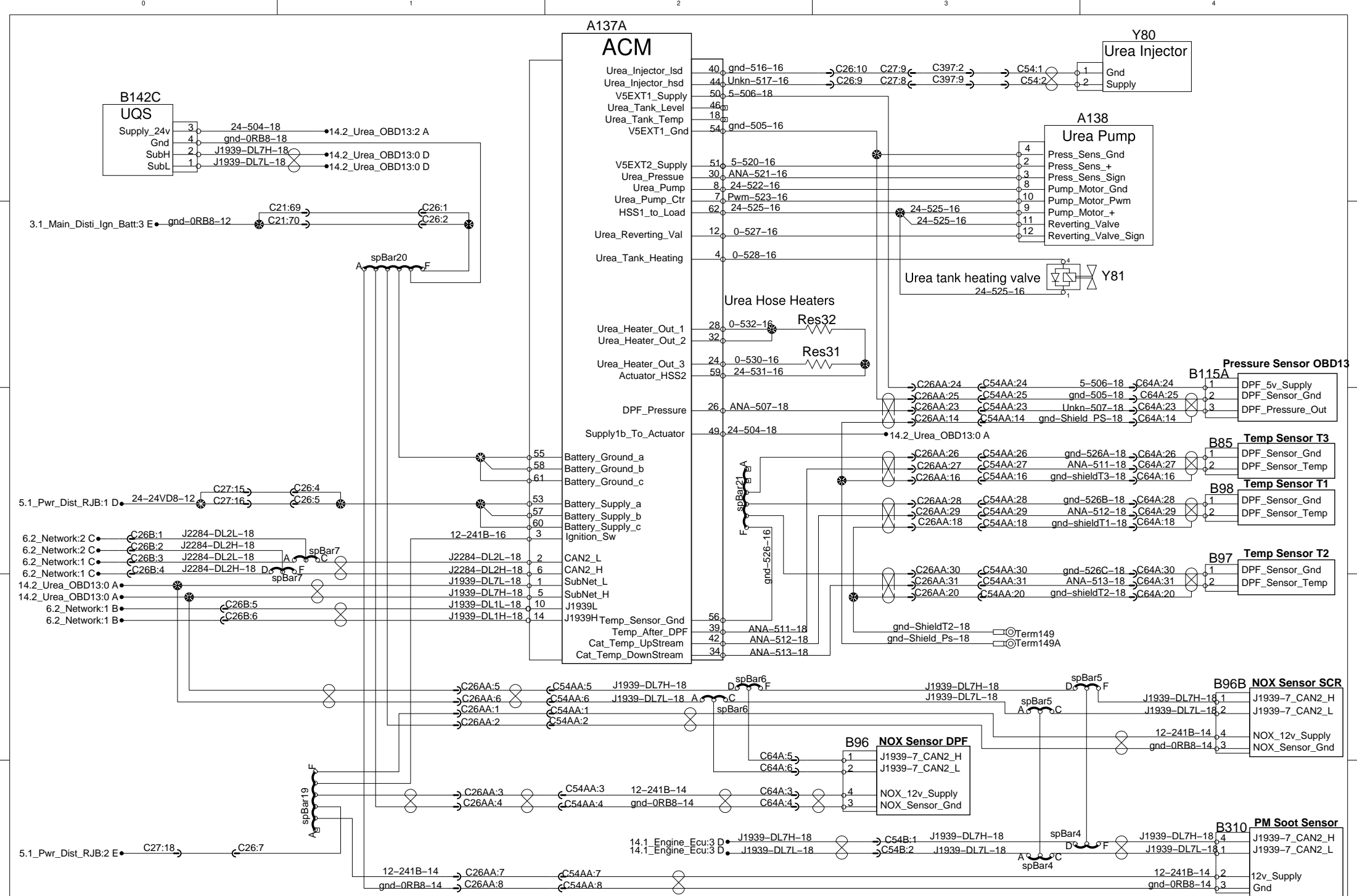


For DPF temperature sensor of B-1858, one harness has been added to solve the fault code problem. The harness goes directly from the ACM to the sensors.

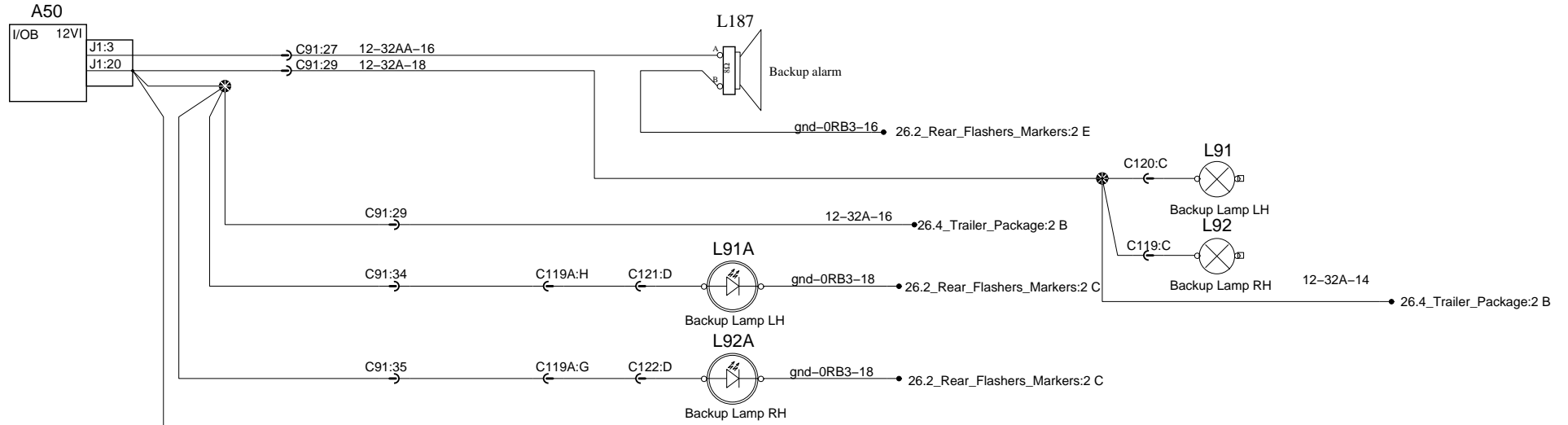




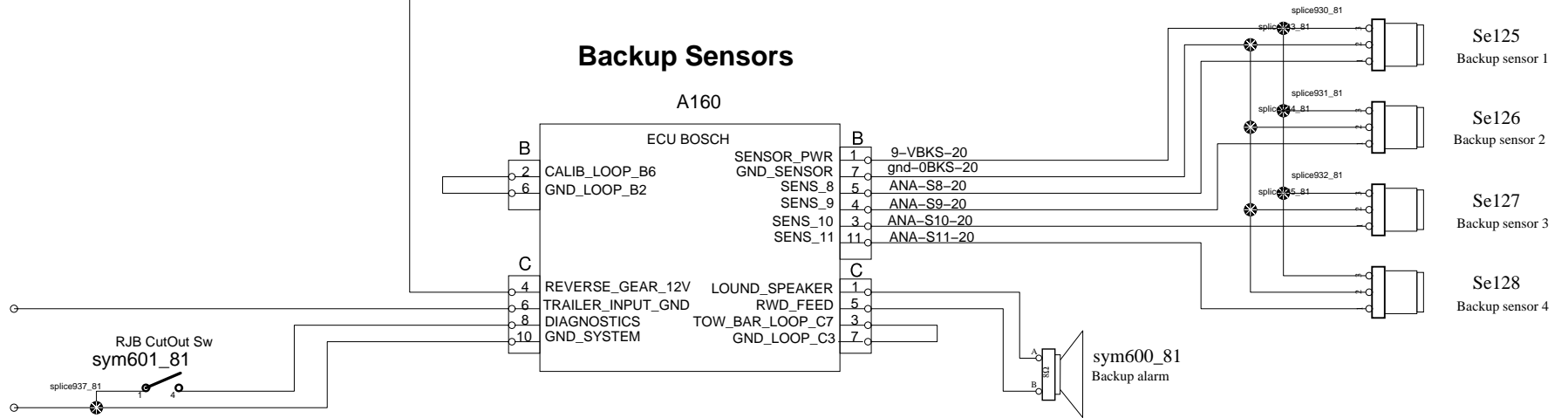




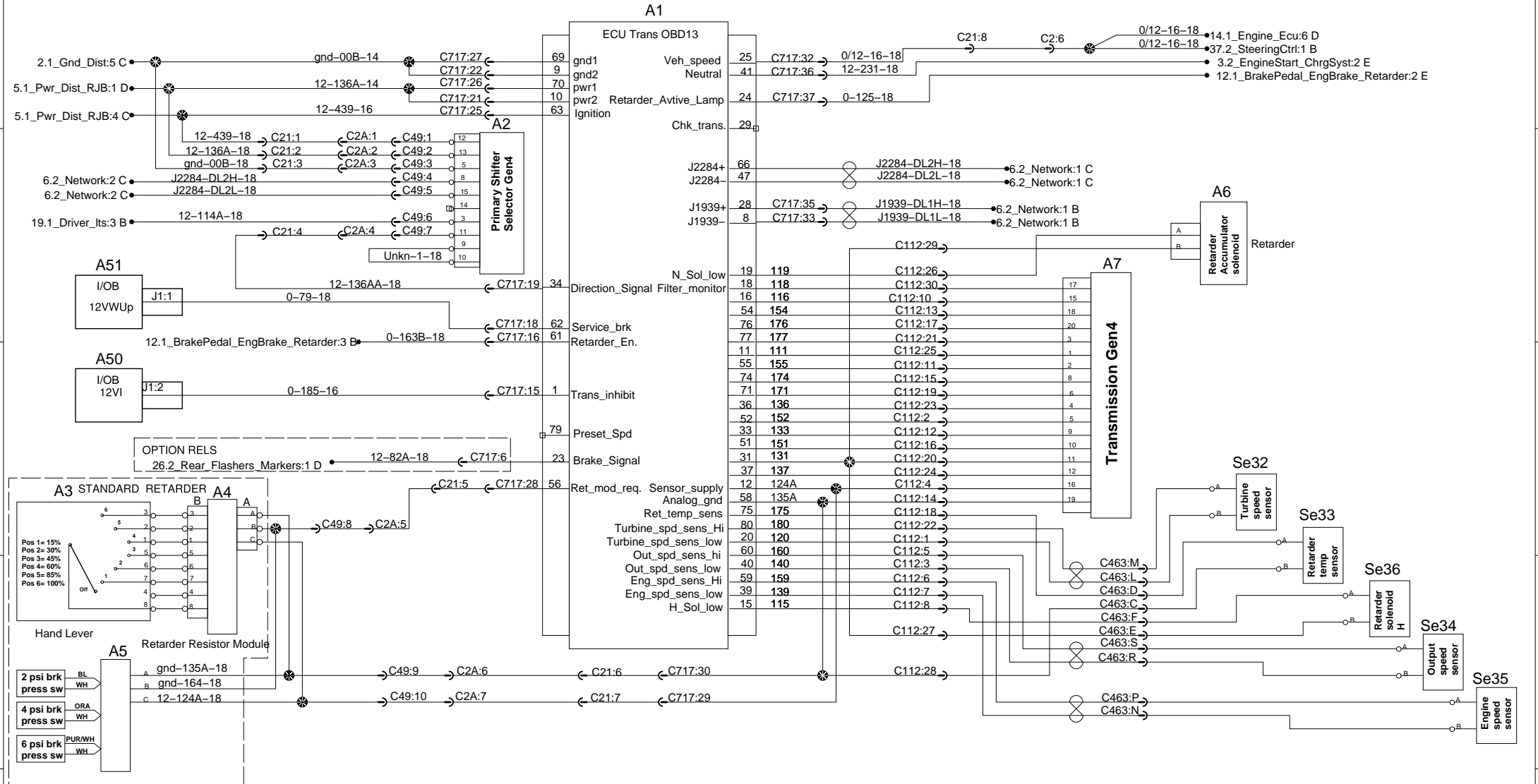
Backup warnings



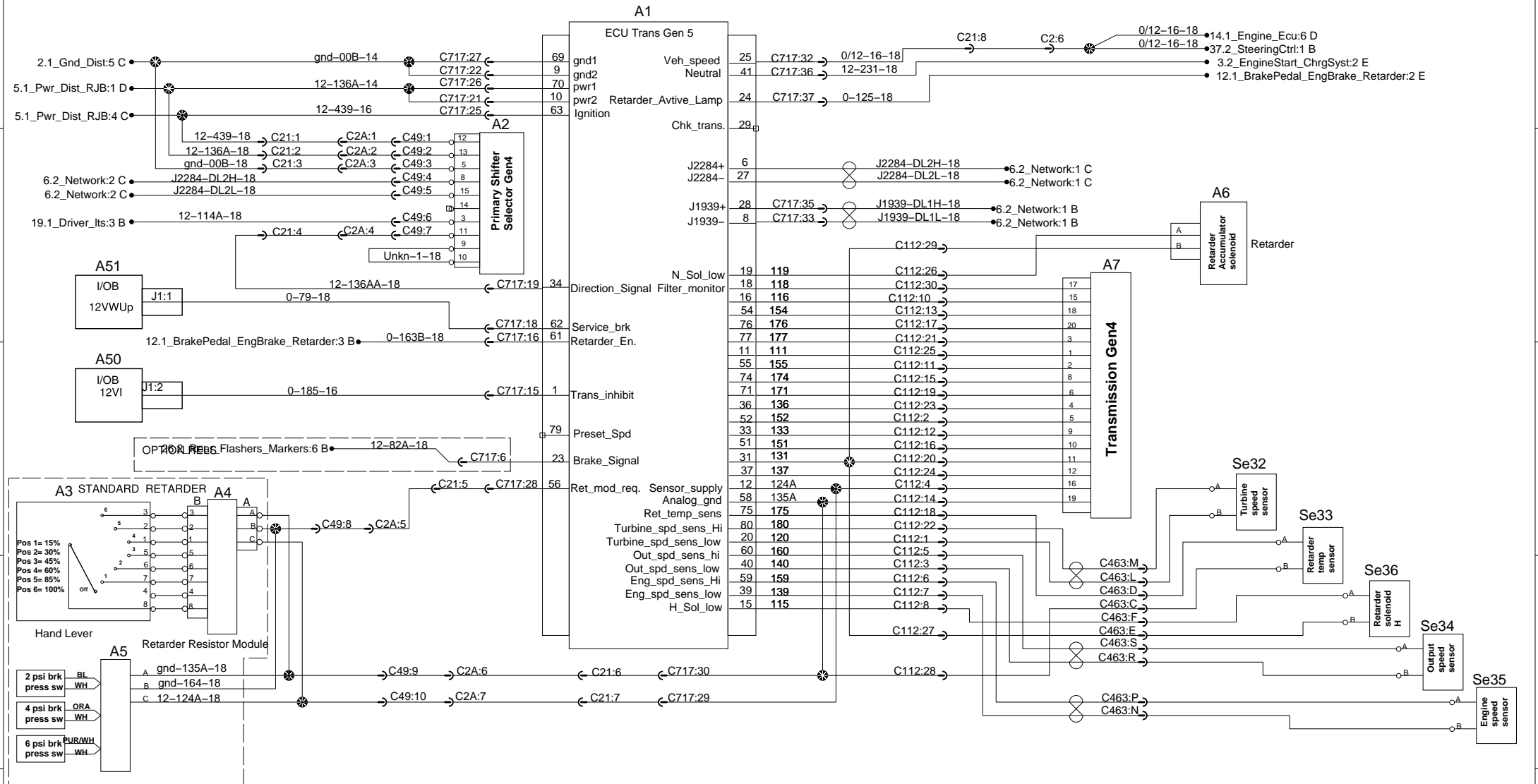
Backup Sensors



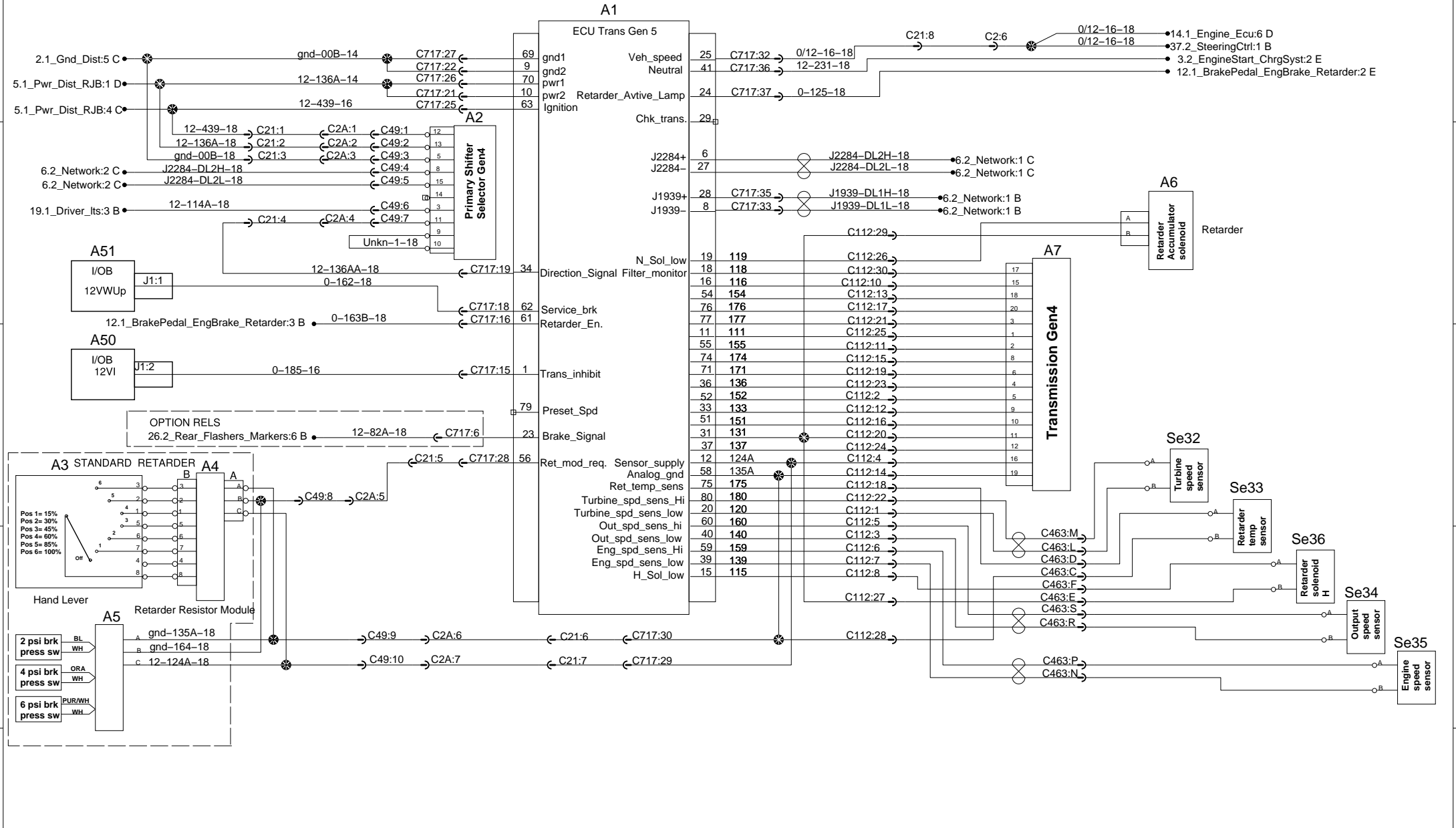
Transmission Alisson Gen 4



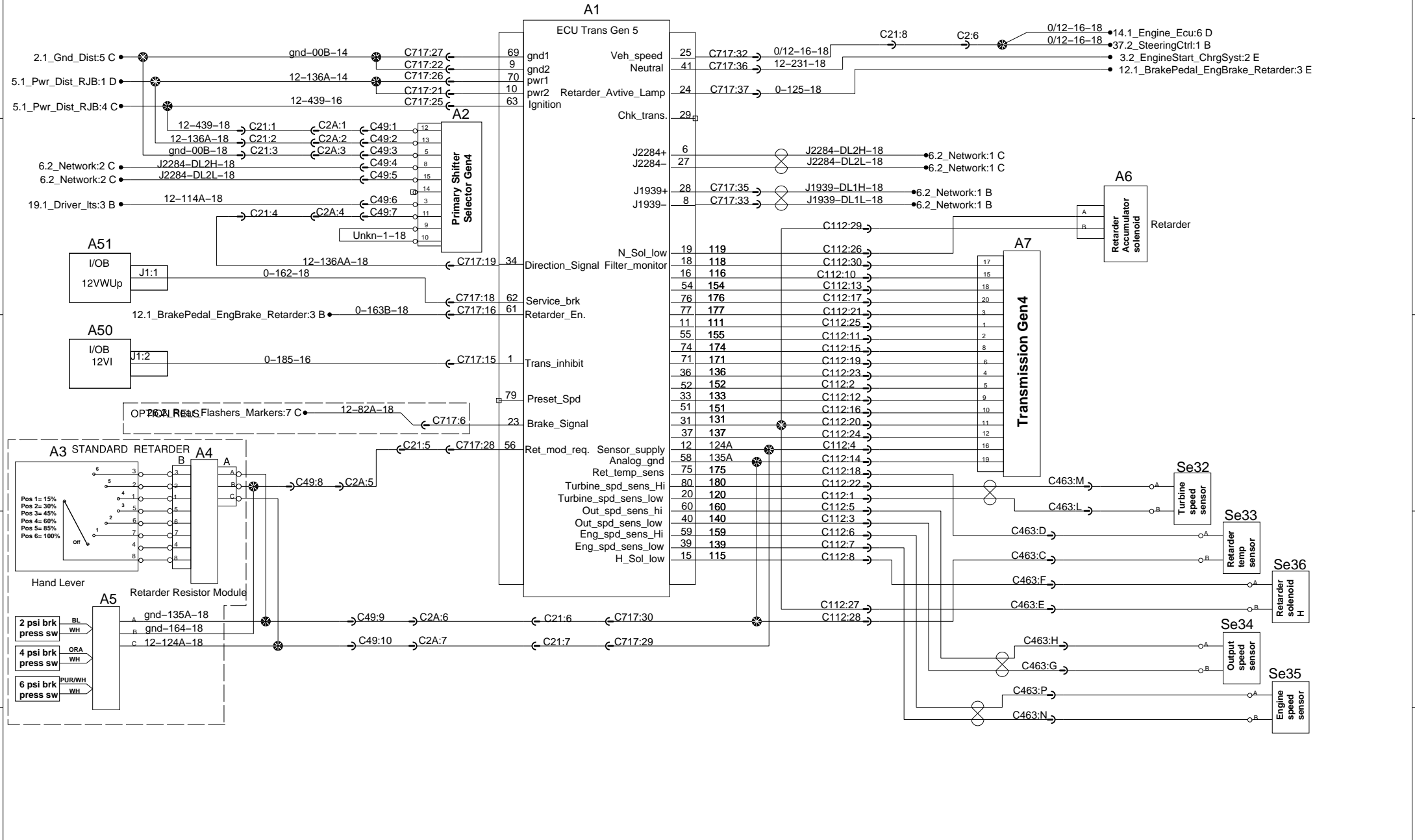
Transmission Alisson Gen 5



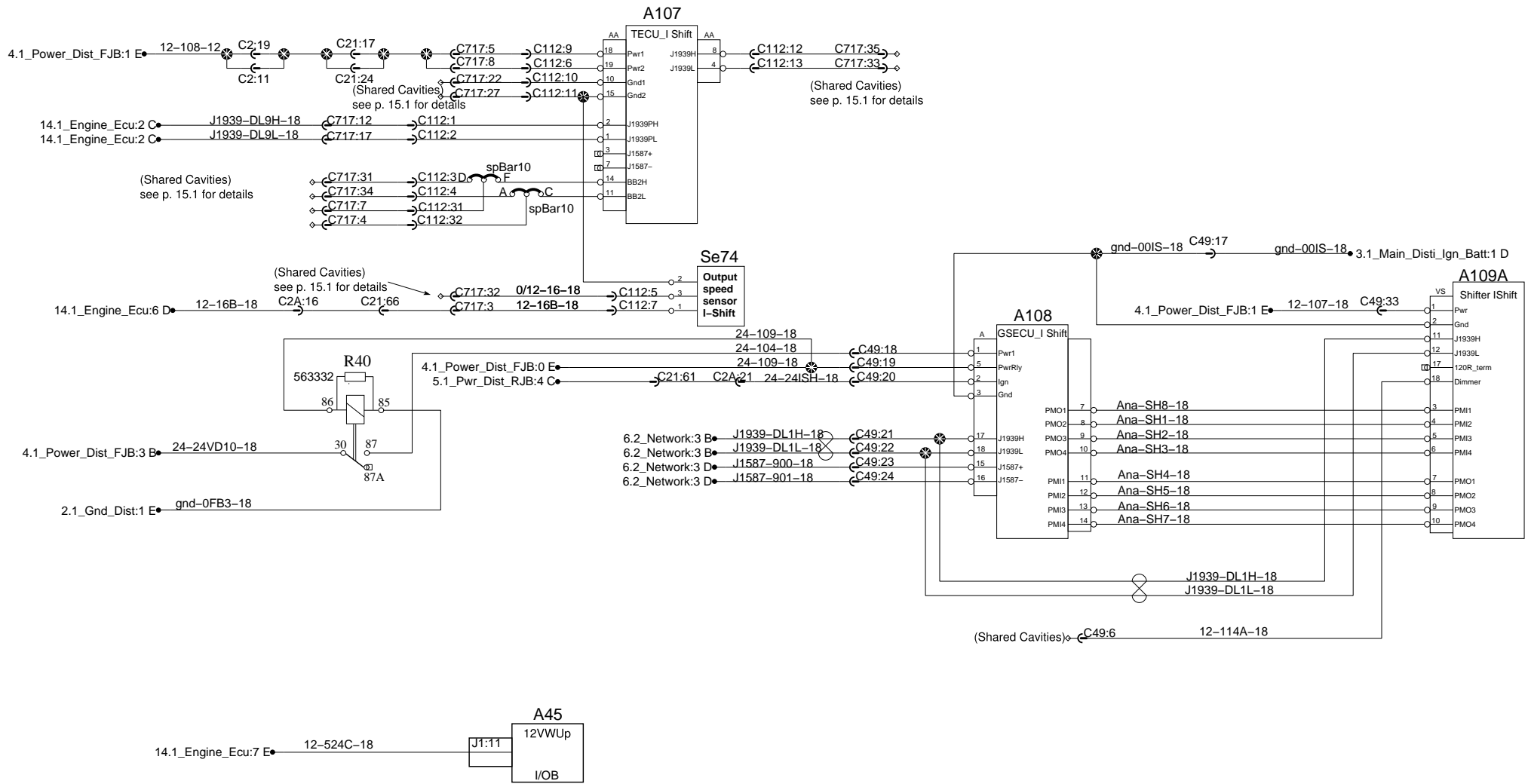
Transmission Alisson Gen 5



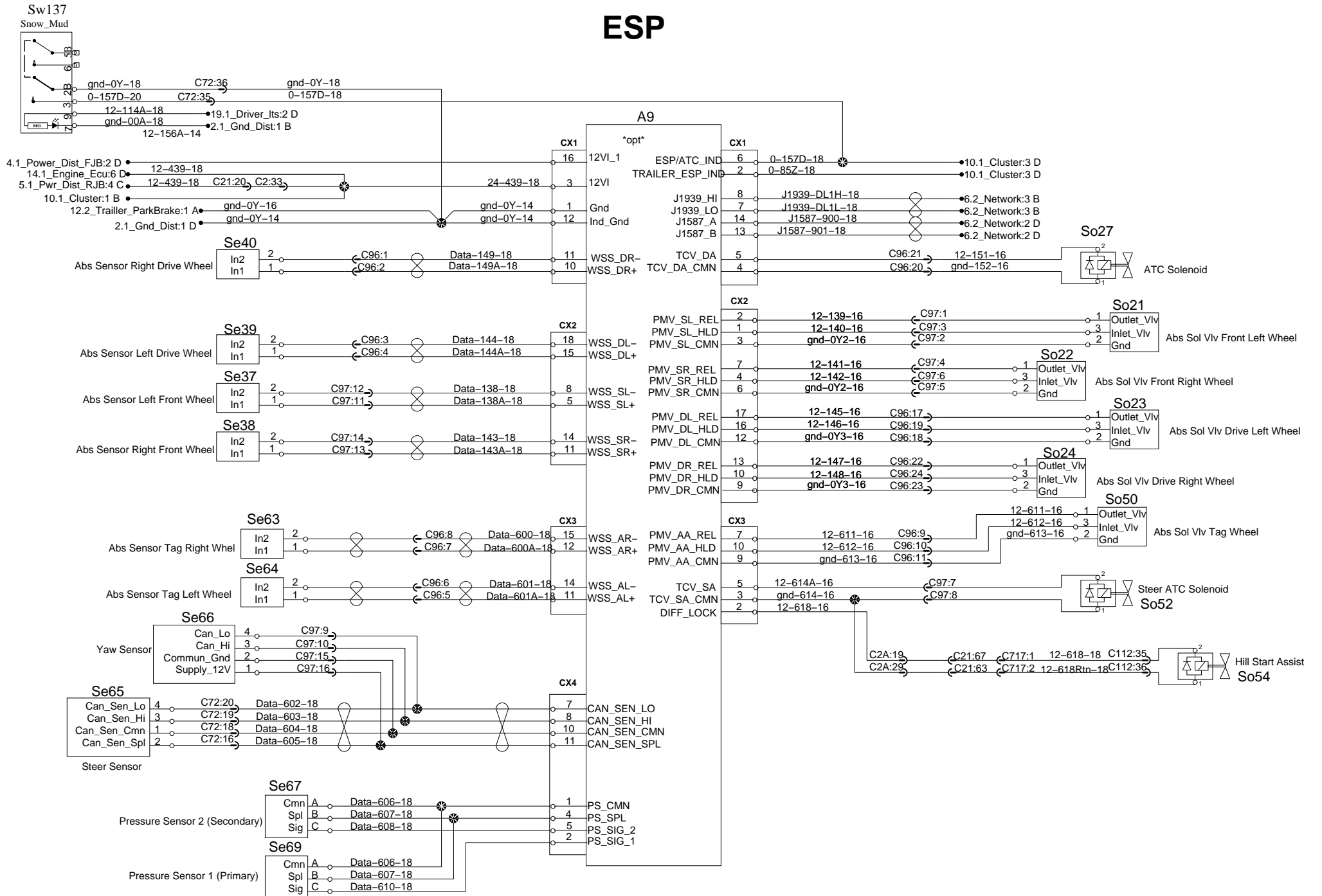
Transmission Alisson Gen 5



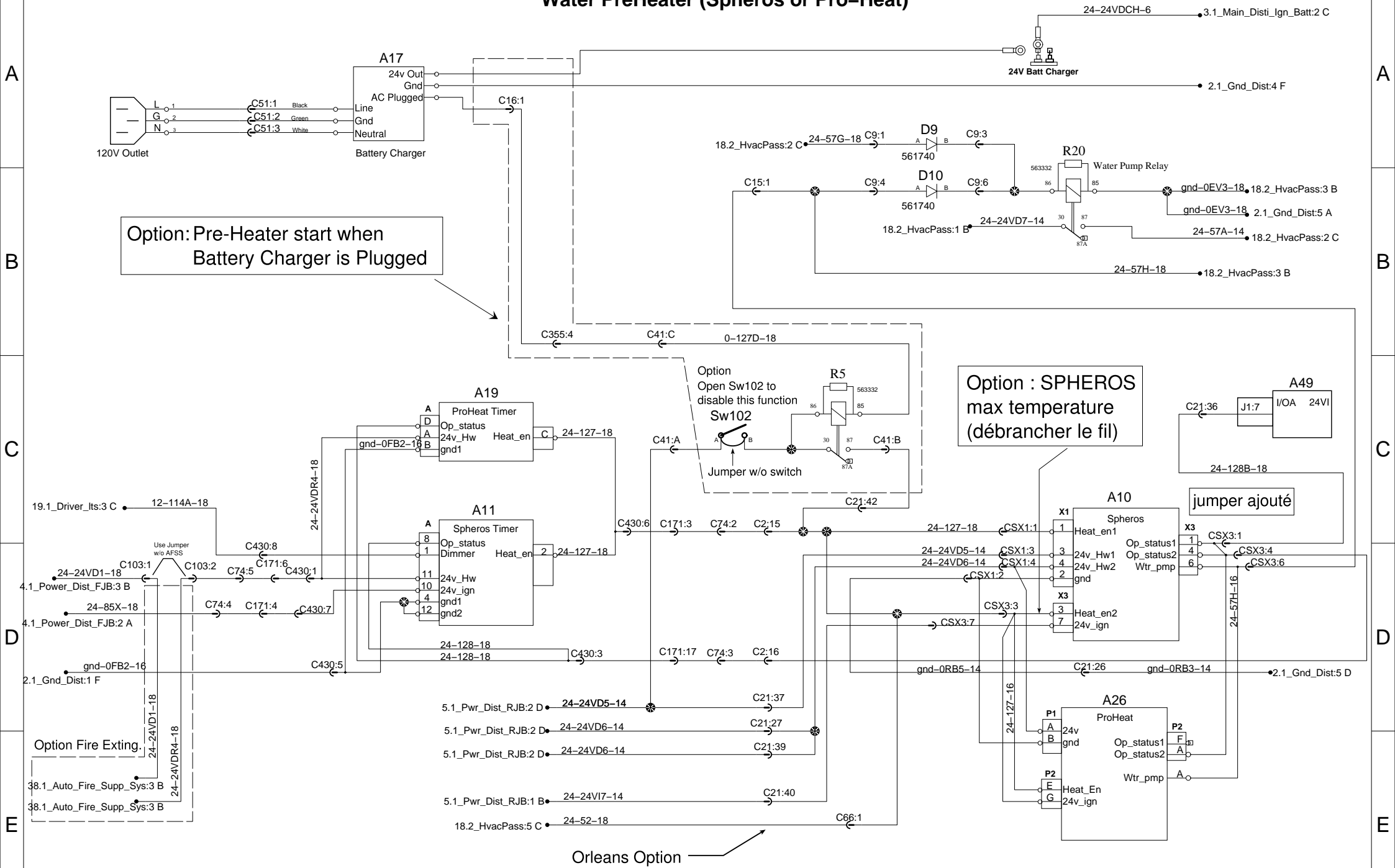
Transmission I_Shift



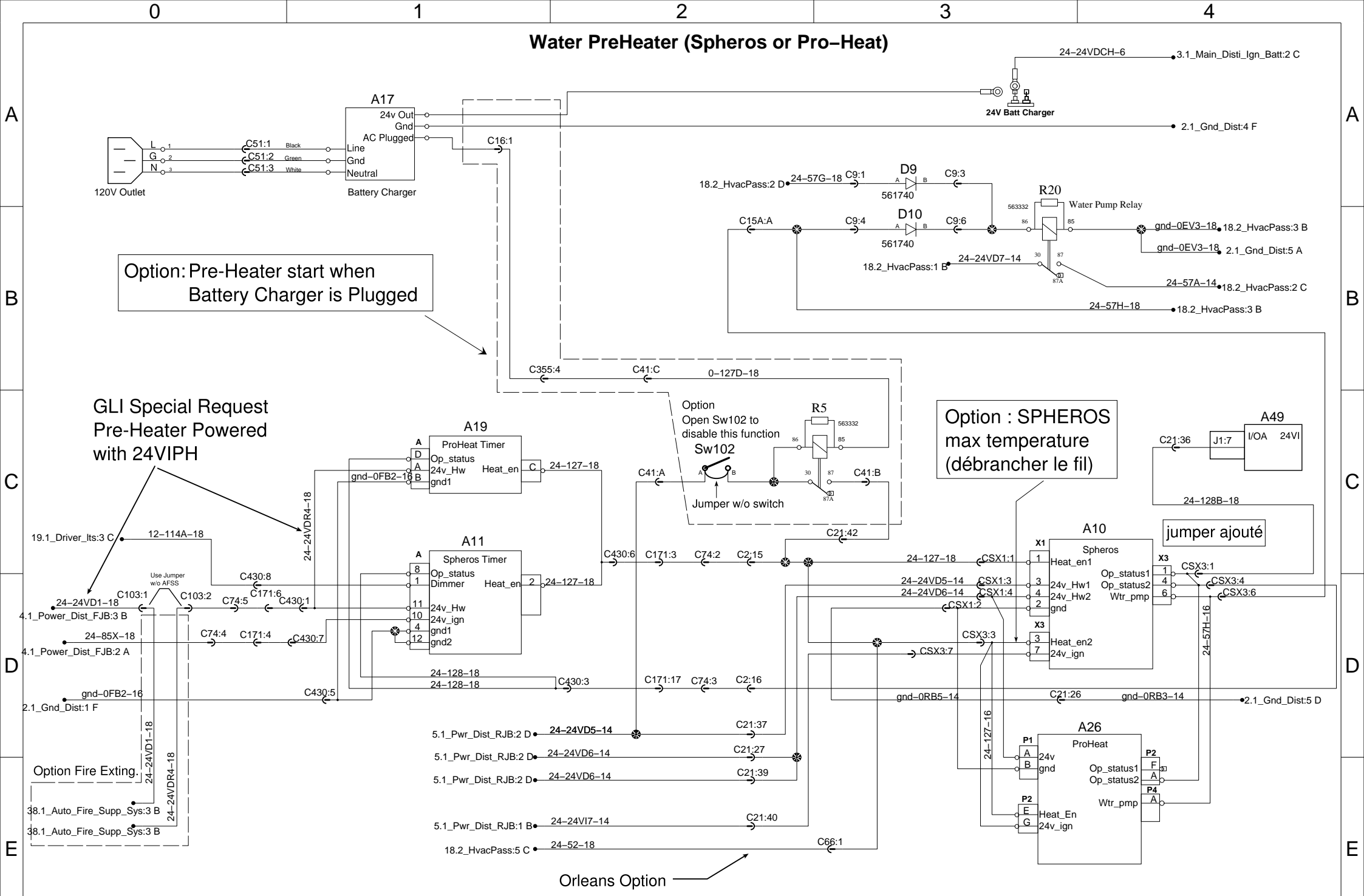
ESP



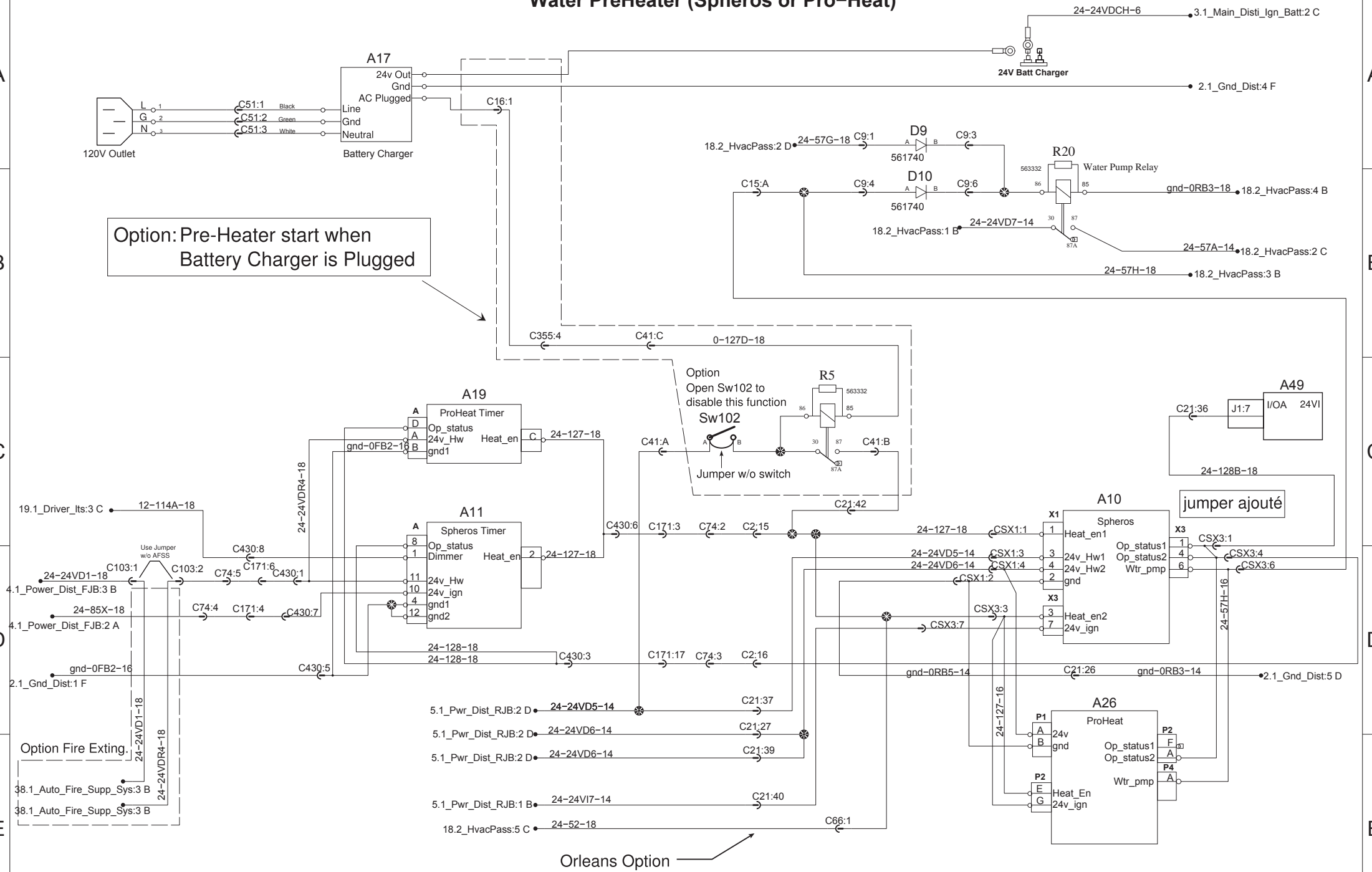
Water PreHeater (Spheros or Pro-Heat)



Water PreHeater (Spheros or Pro-Heat)



Water PreHeater (Spheros or Pro-Heat)



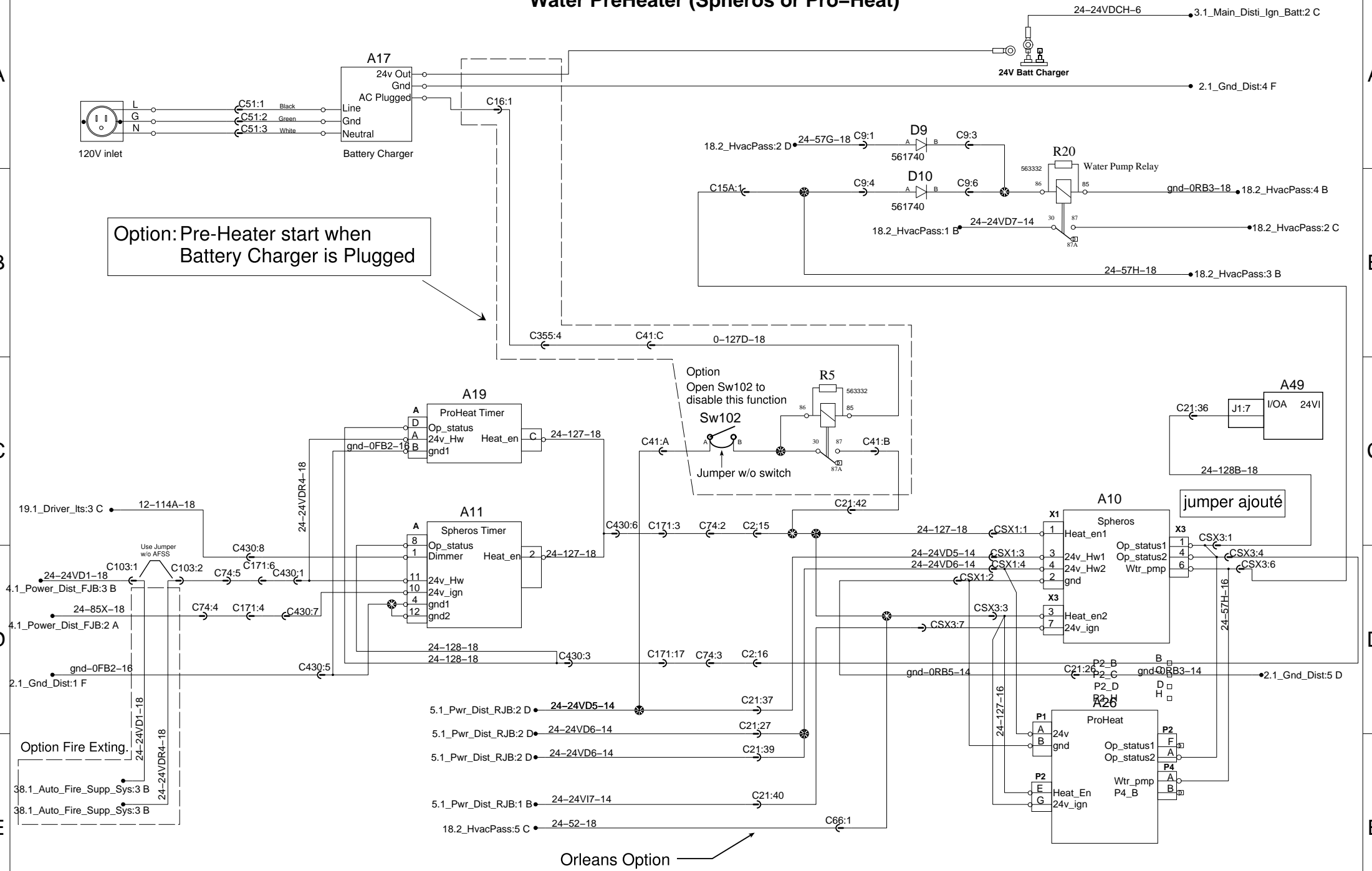
Option: Pre-Heater start when Battery Charger is Plugged

Option Open Sw102 to disable this function
Sw102
Jumper w/o switch

jumper ajouté

Orleans Option

Water PreHeater (Spheros or Pro-Heat)



Option: Pre-Heater start when Battery Charger is Plugged

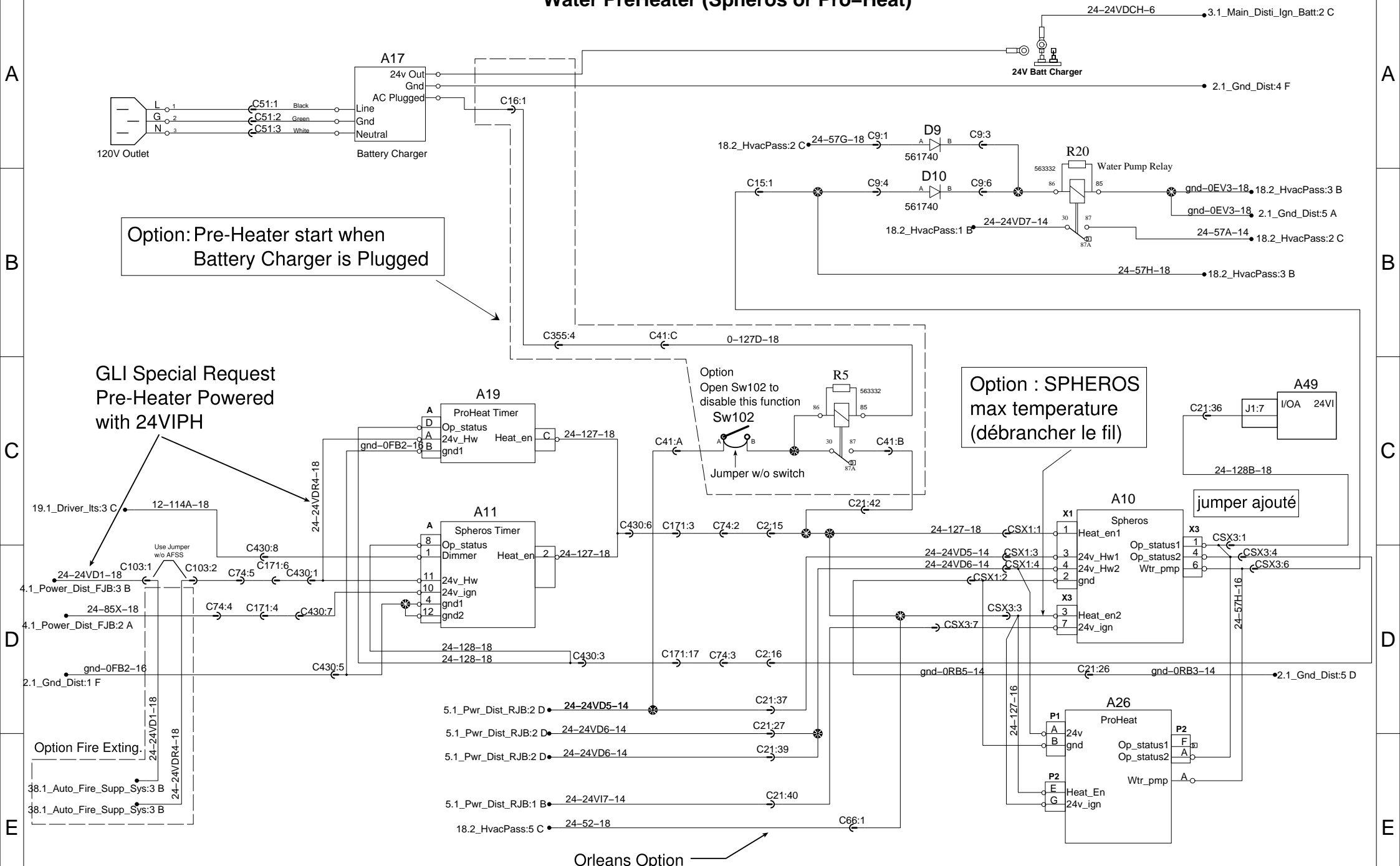
Option
Open Sw102 to
disable this function

jumper ajouté

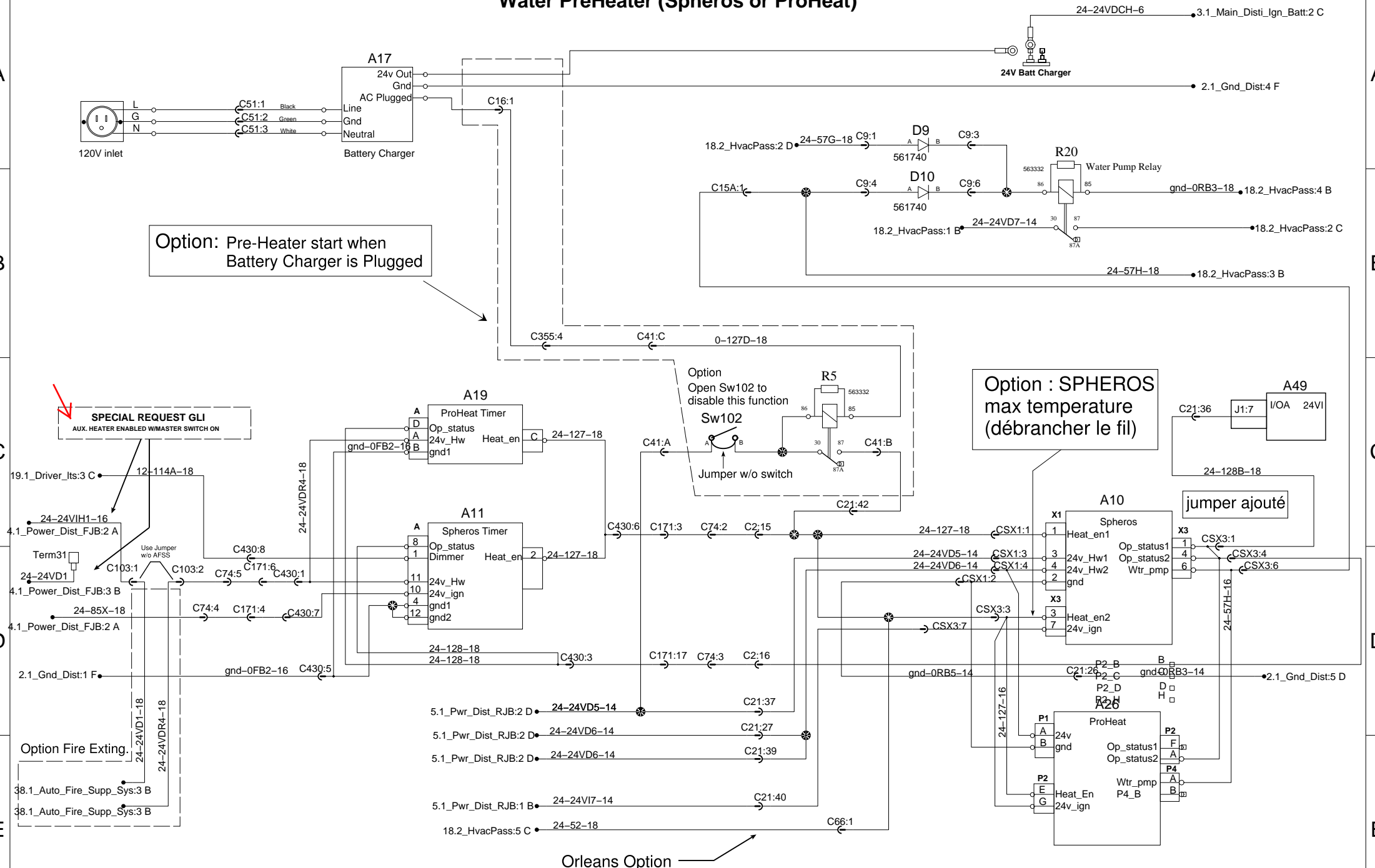
Option Fire Exting.

Orleans Option

Water PreHeater (Spheros or Pro-Heat)



Water PreHeater (Spheros or ProHeat)



Option: Pre-Heater start when Battery Charger is Plugged

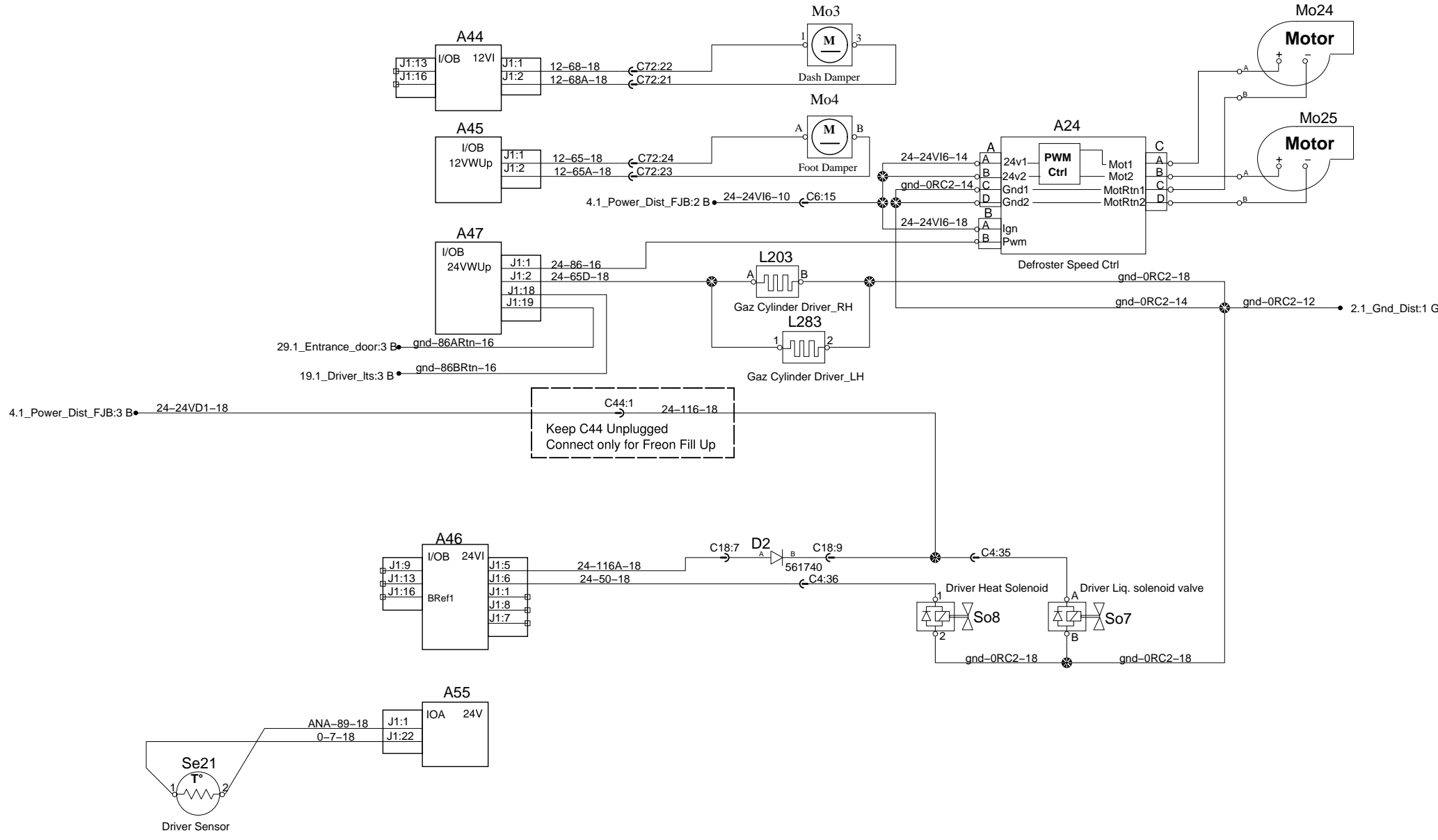
Option
Open Sw102 to
disable this function
Sw102
Jumper w/o switch

Option : SPHEROS
max temperature
(débrancher le fil)

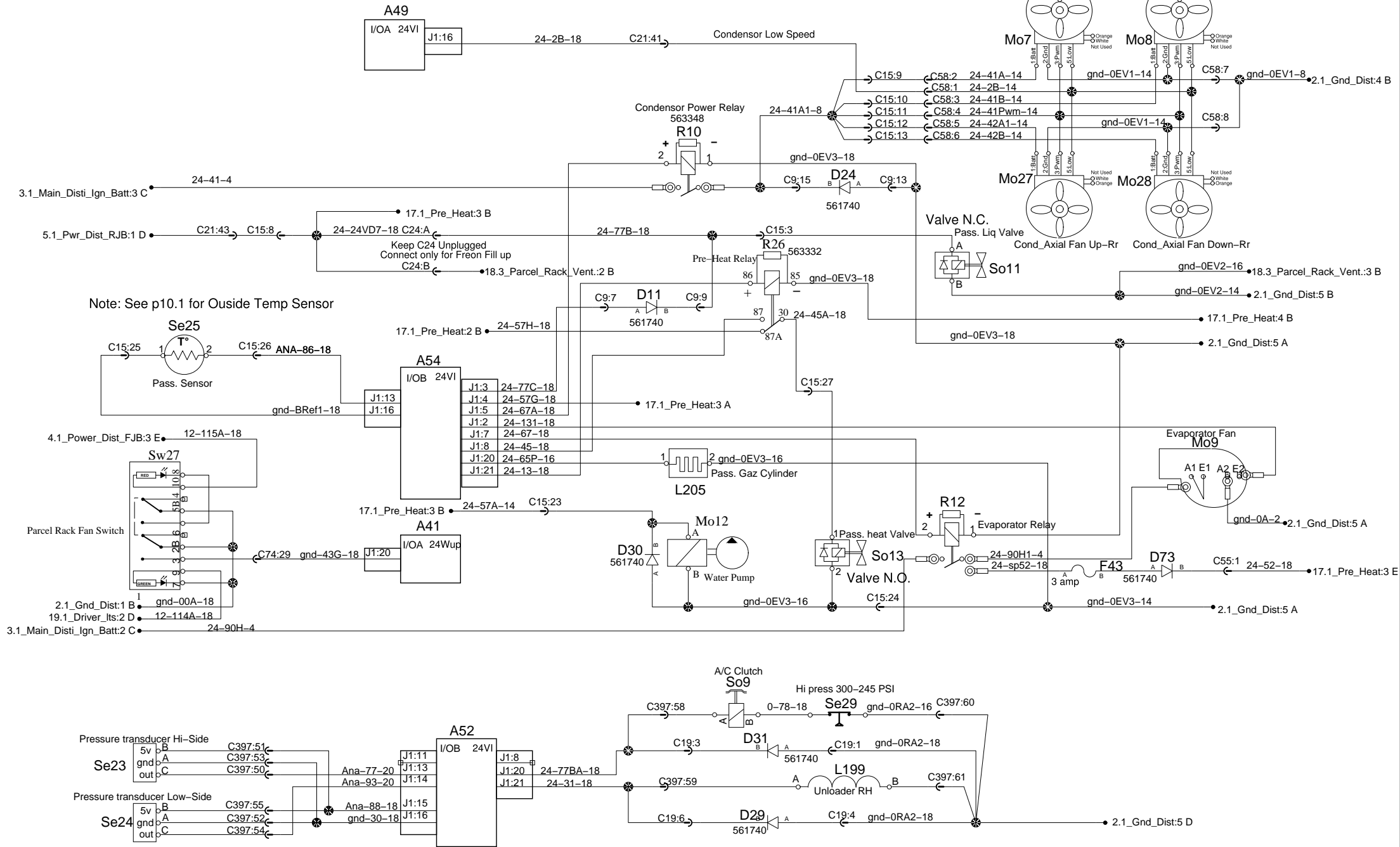
jumper ajouté

Orleans Option

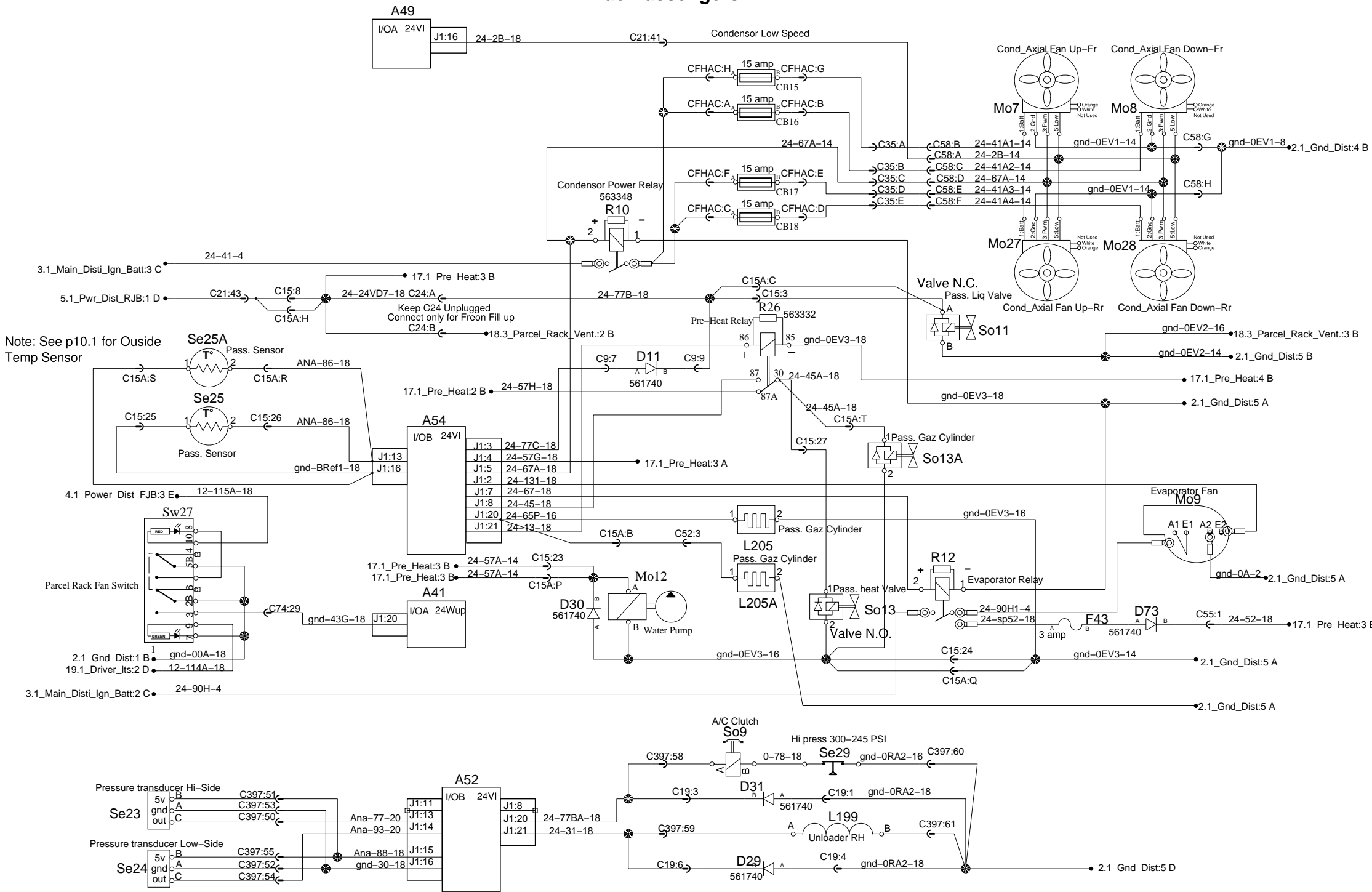
Hvac_Defroster



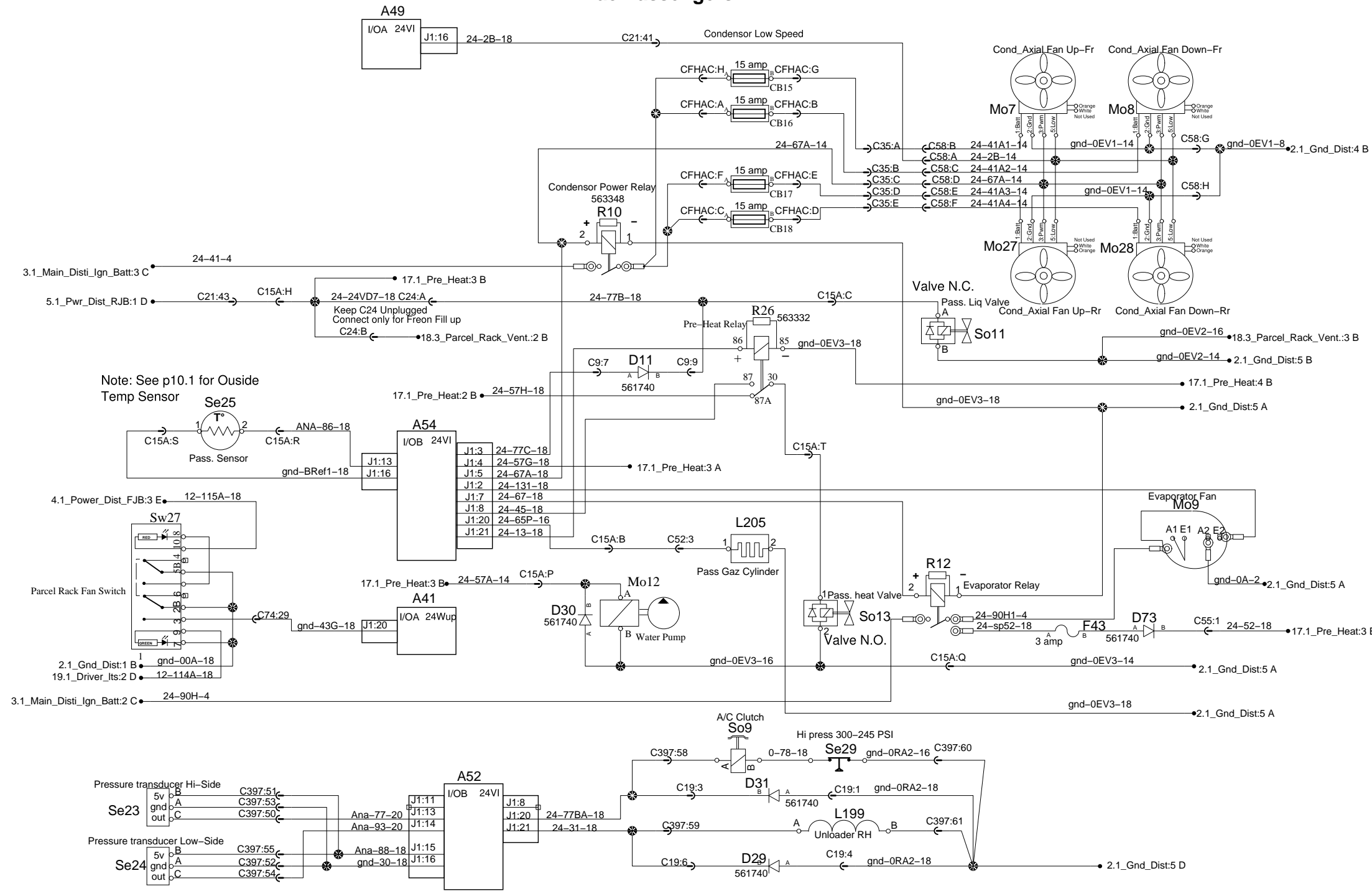
Hvac Passengers



Hvac Passengers



Hvac Passengers



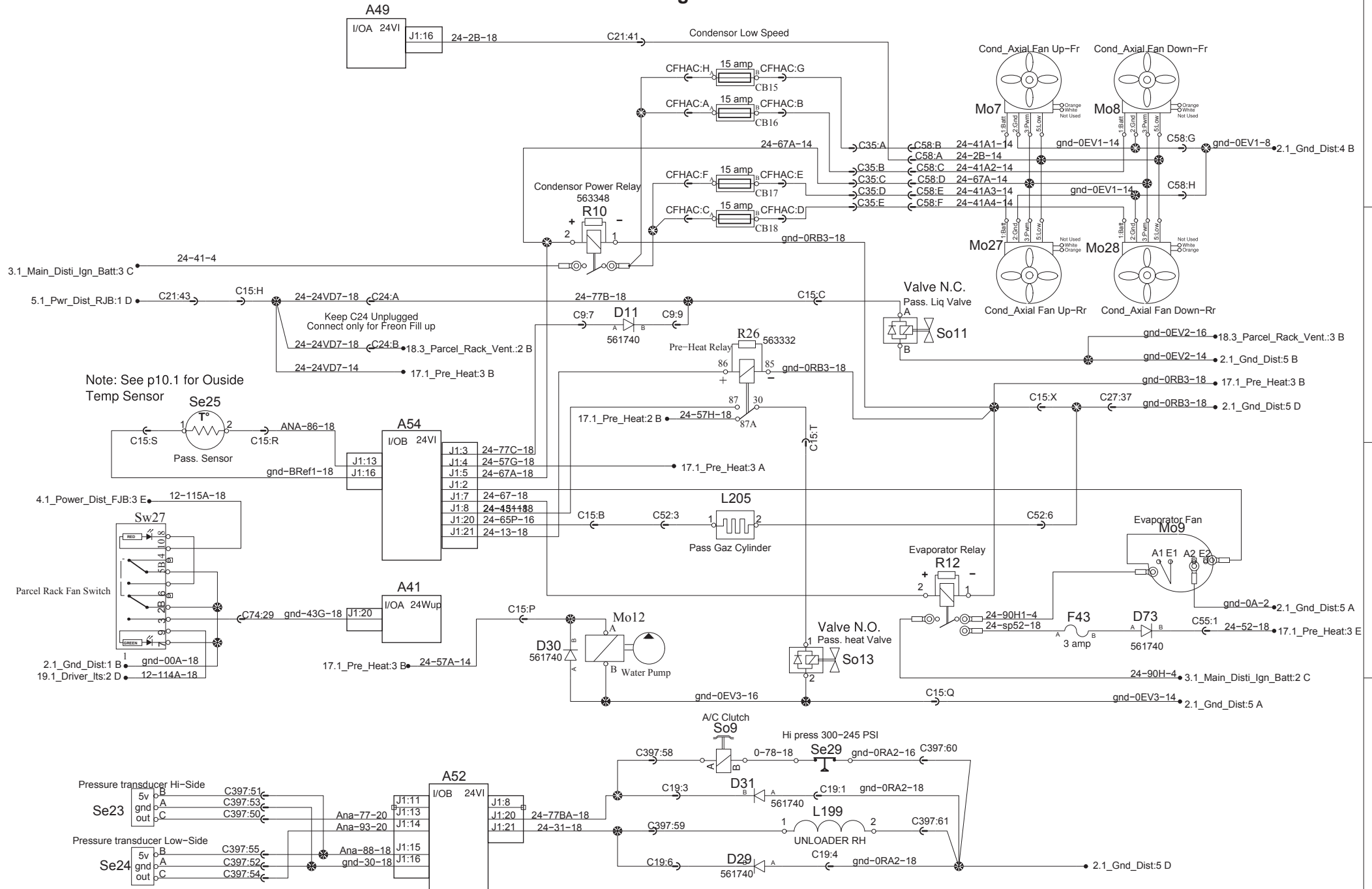
Note: See p10.1 for Outside Temp Sensor

Keep C24 Unplugged
Connect only for Freon Fill up

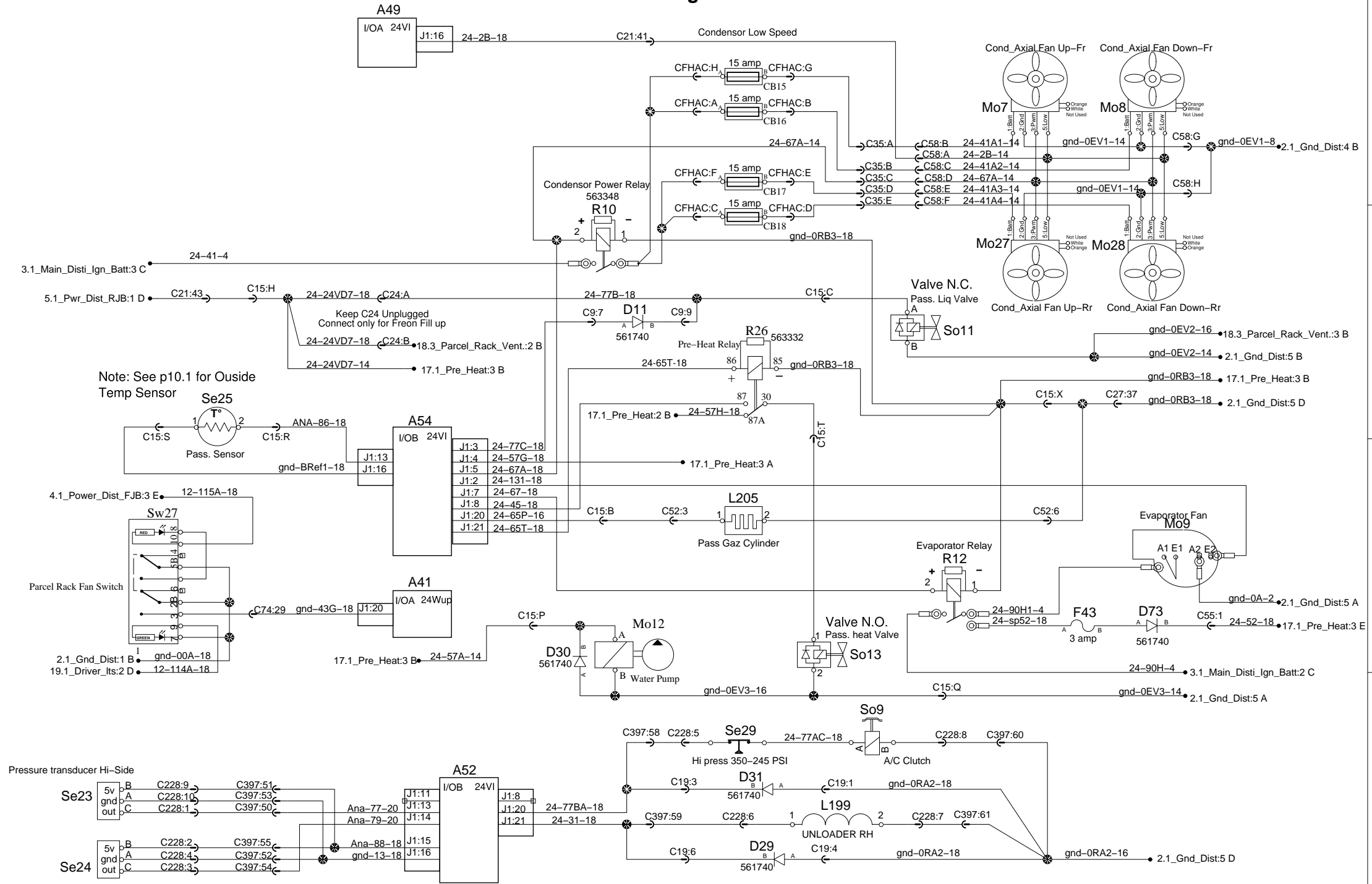
2.1_Gnd_Dist:1 B
19.1_Driver_Its:2 D

17.1_Pre_Heat:3 E

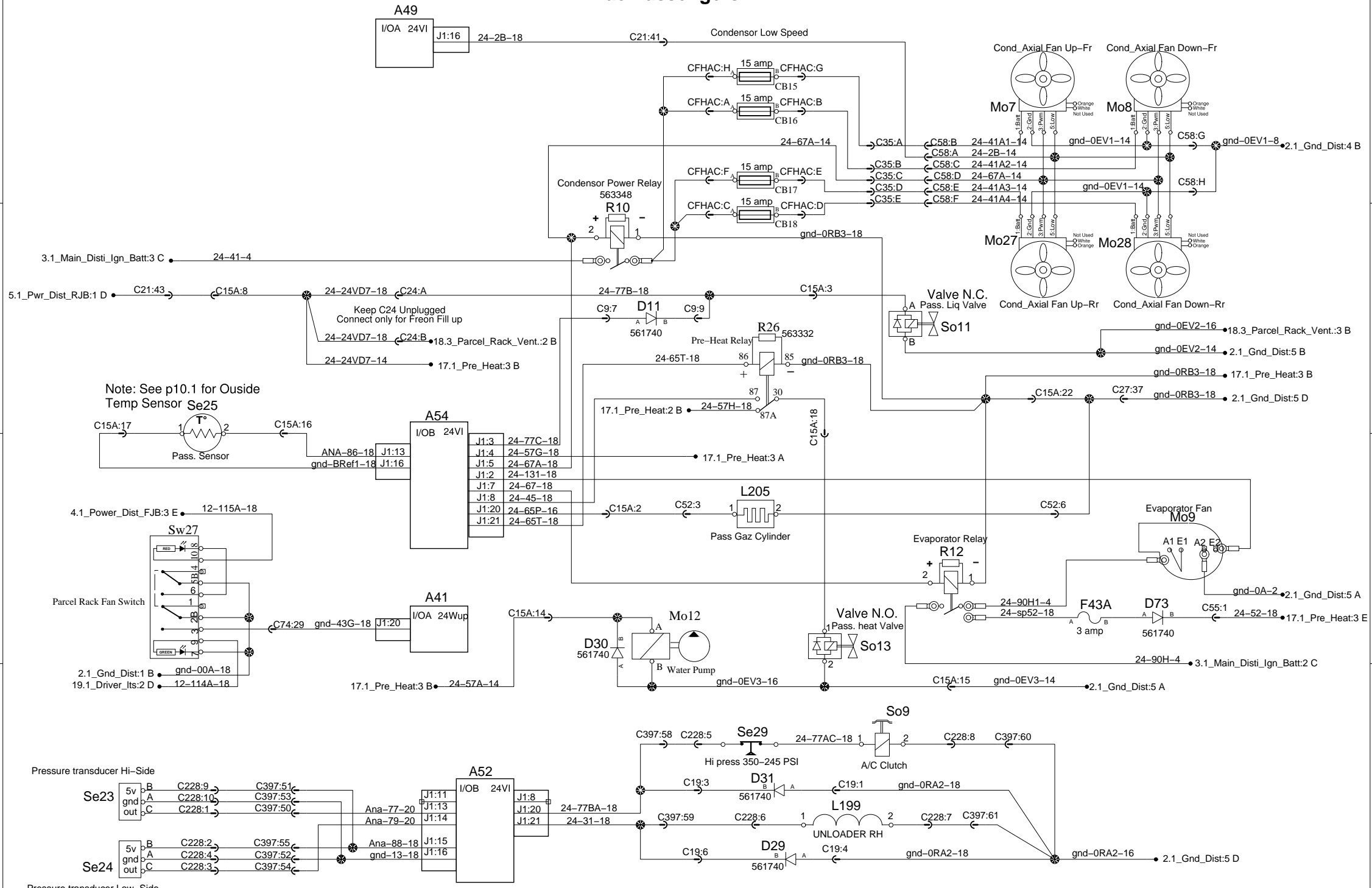
Hvac Passengers



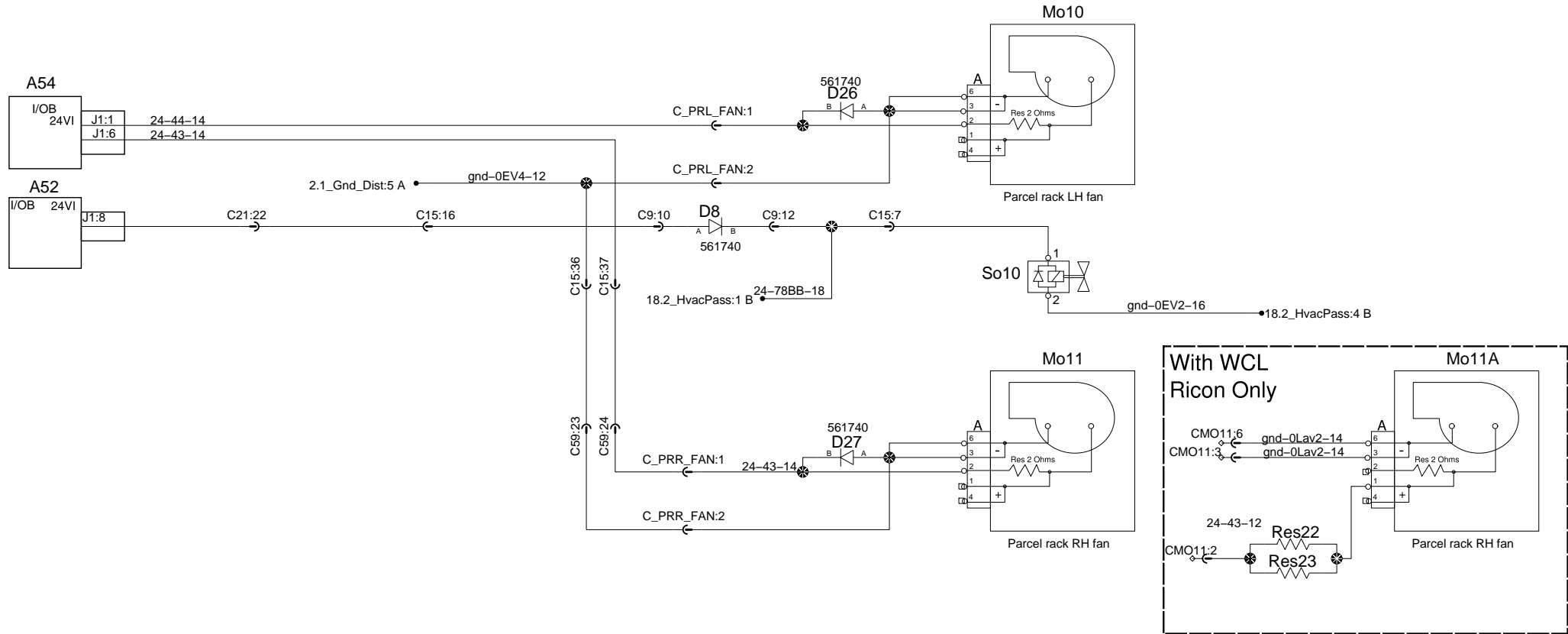
Hvac Passengers



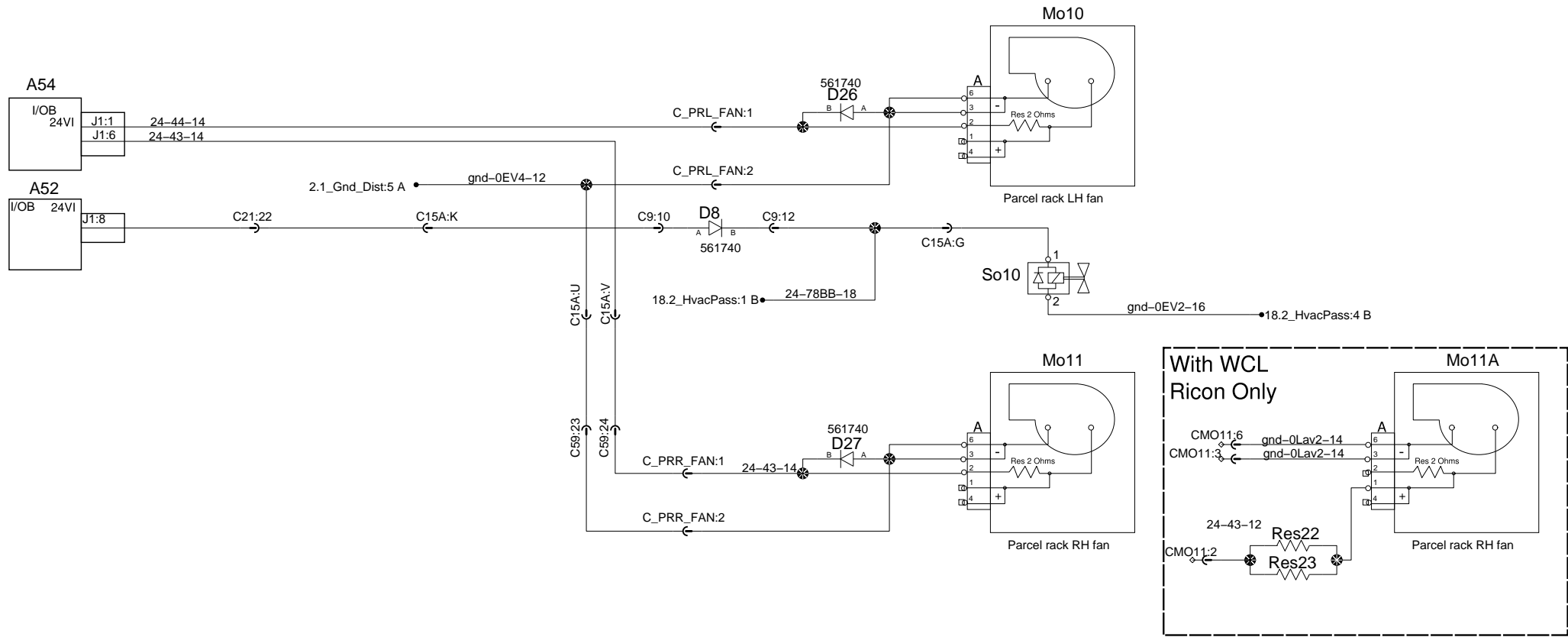
Hvac Passengers



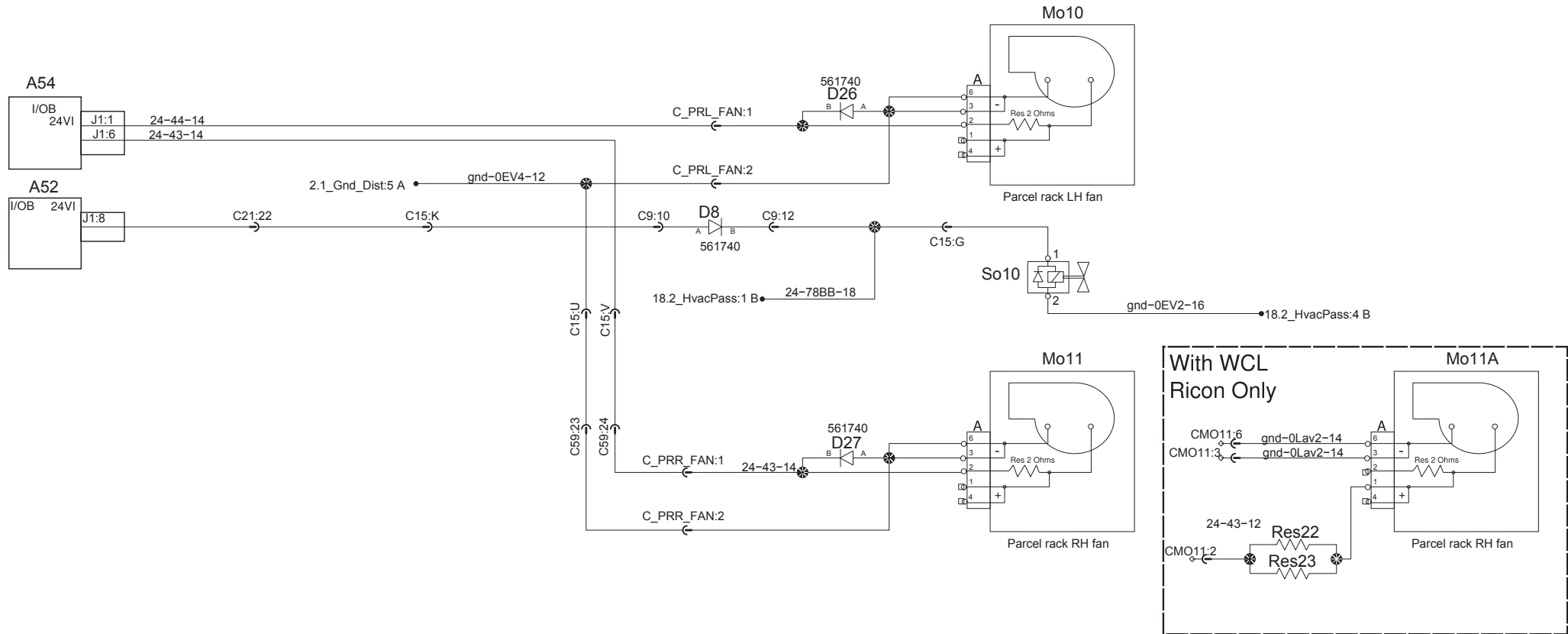
Parcel Rack A/C System



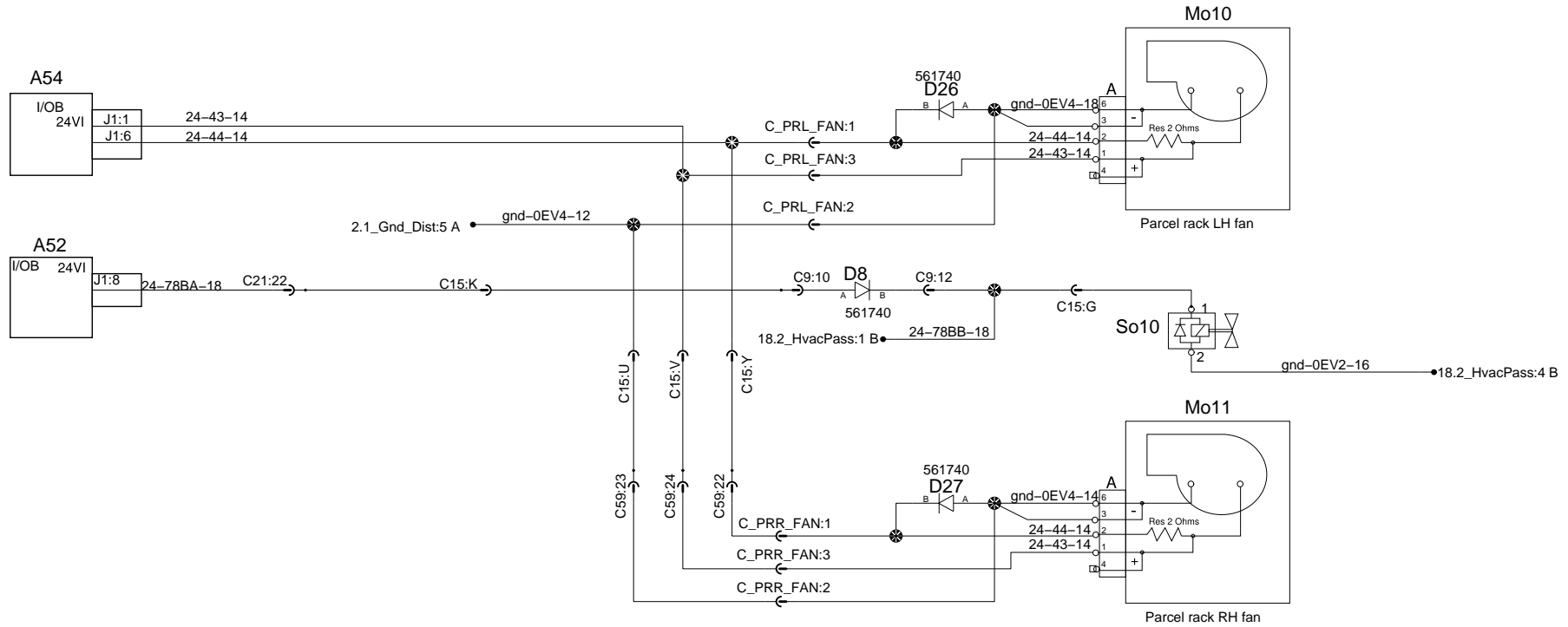
Parcel Rack A/C System



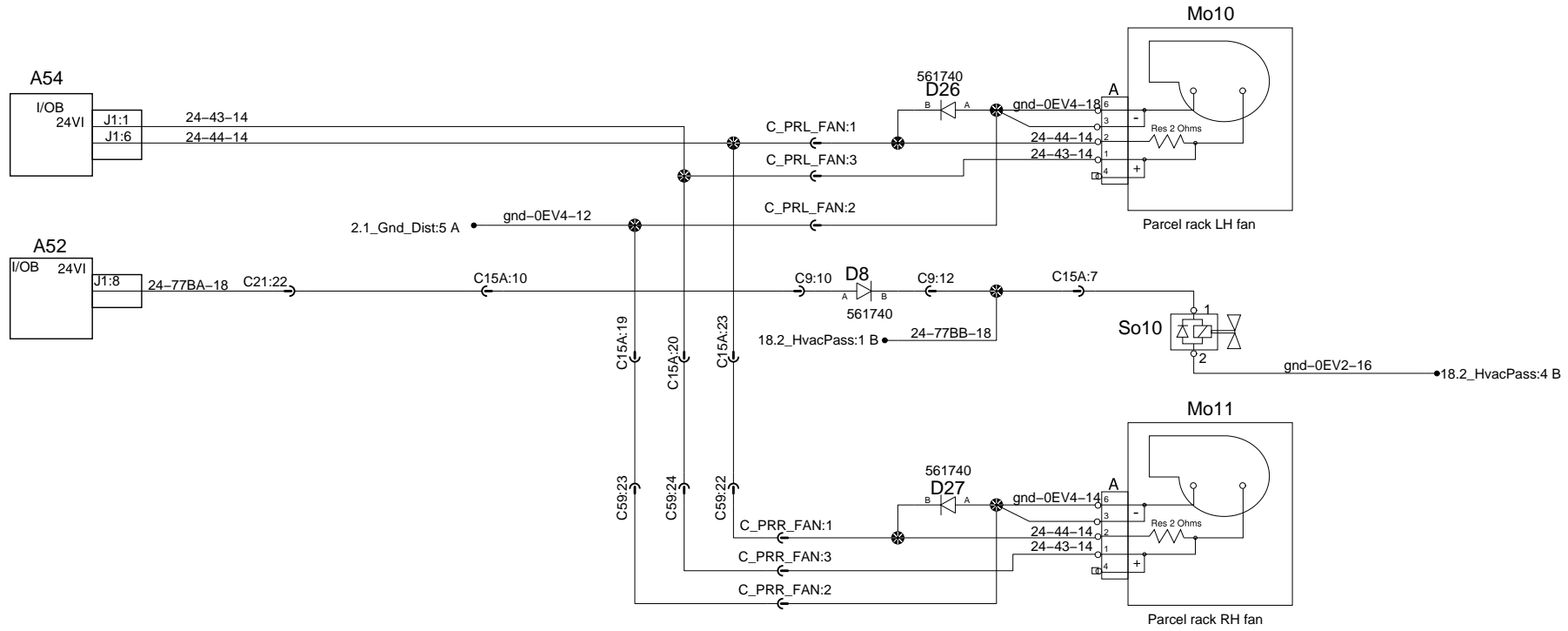
Parcel Rack A/C System



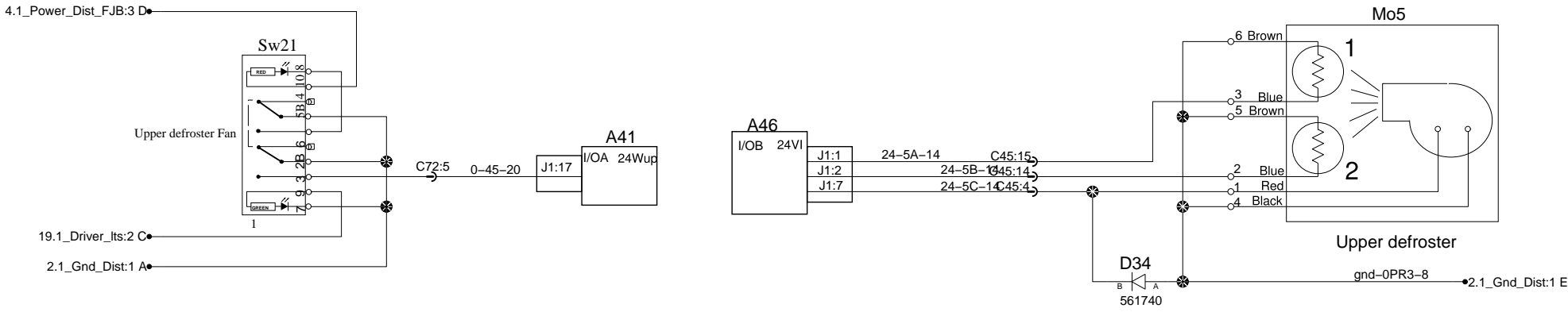
Parcel Rack A/C System



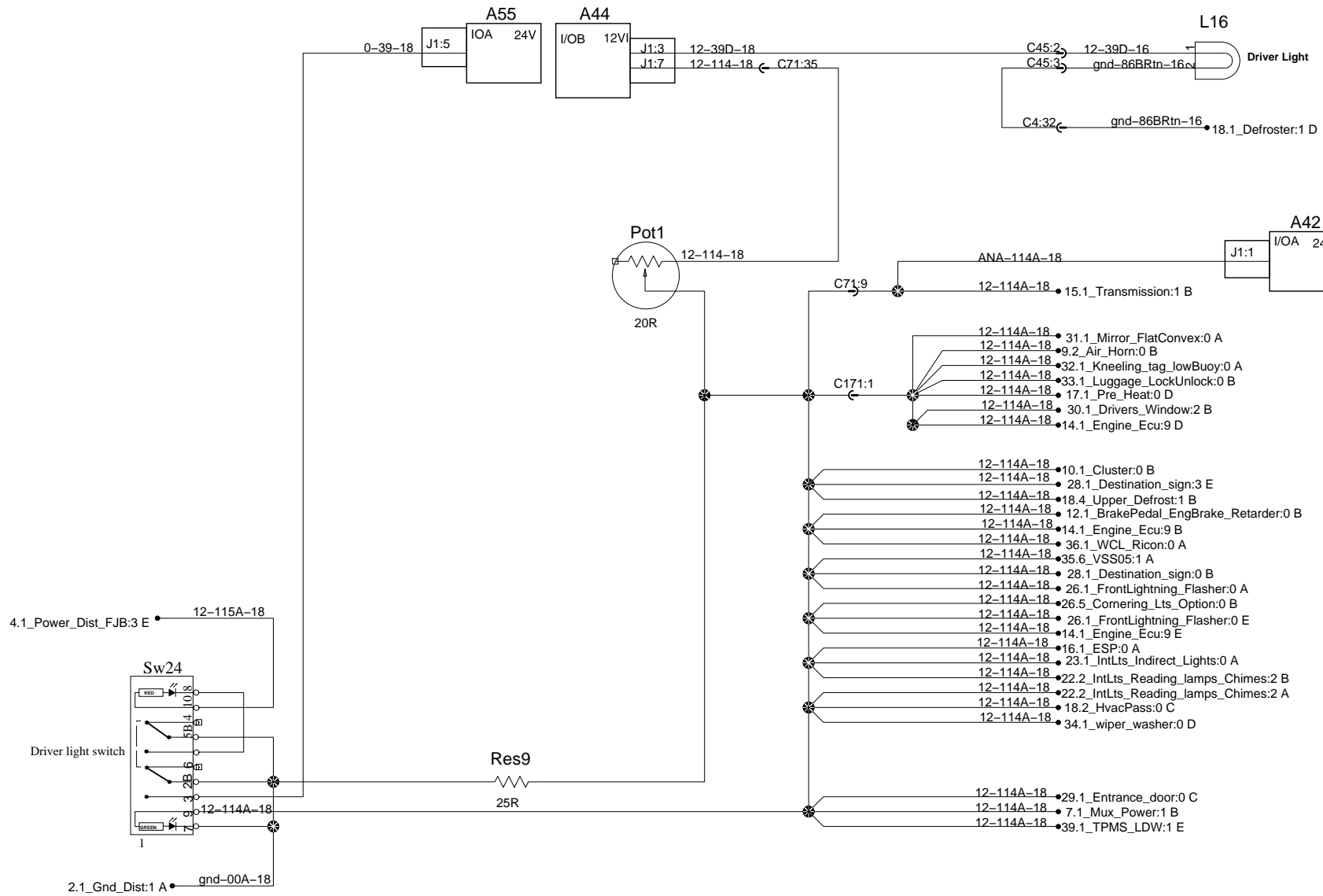
Parcel Rack A/C System



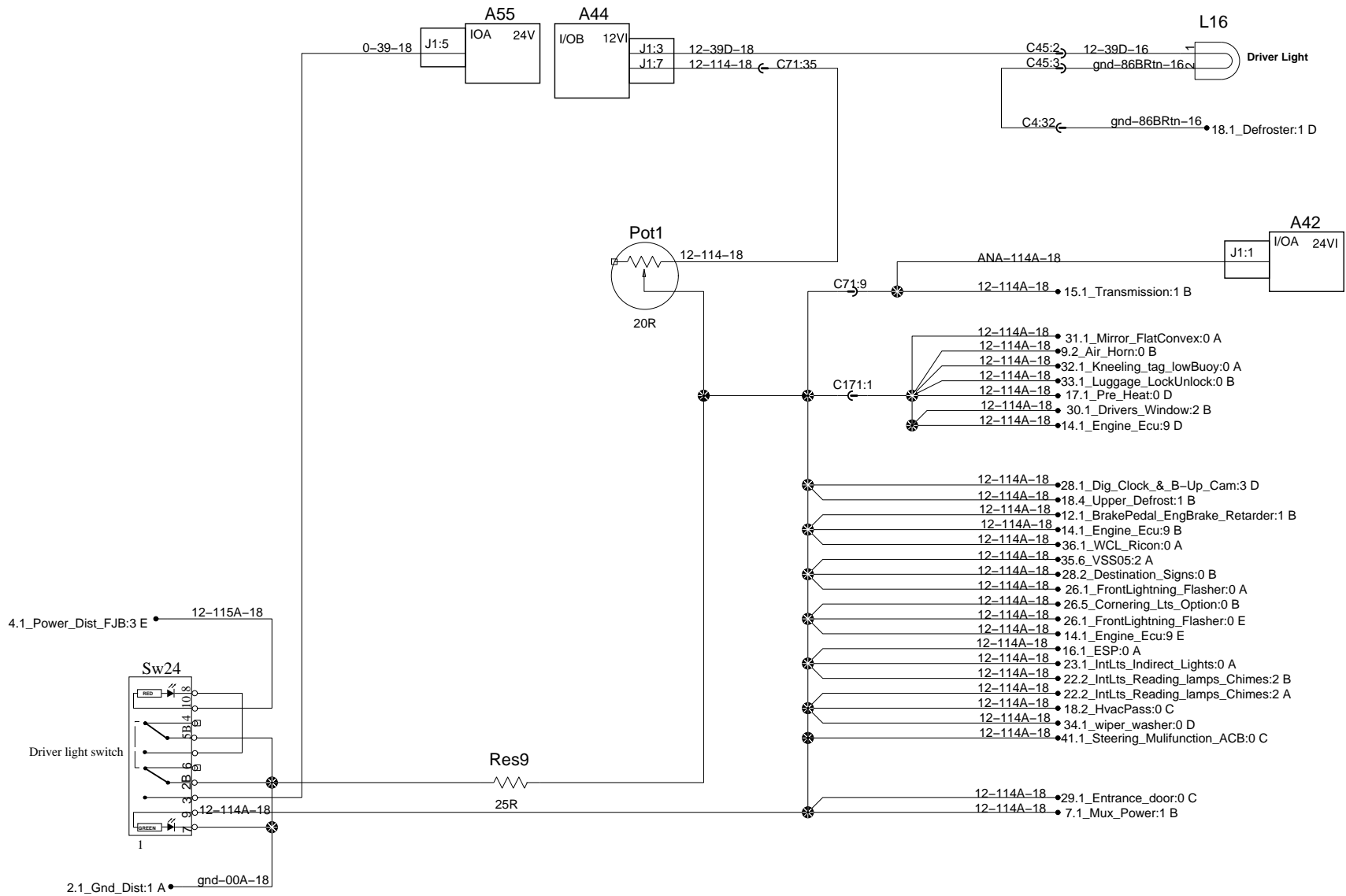
Upper Defrost



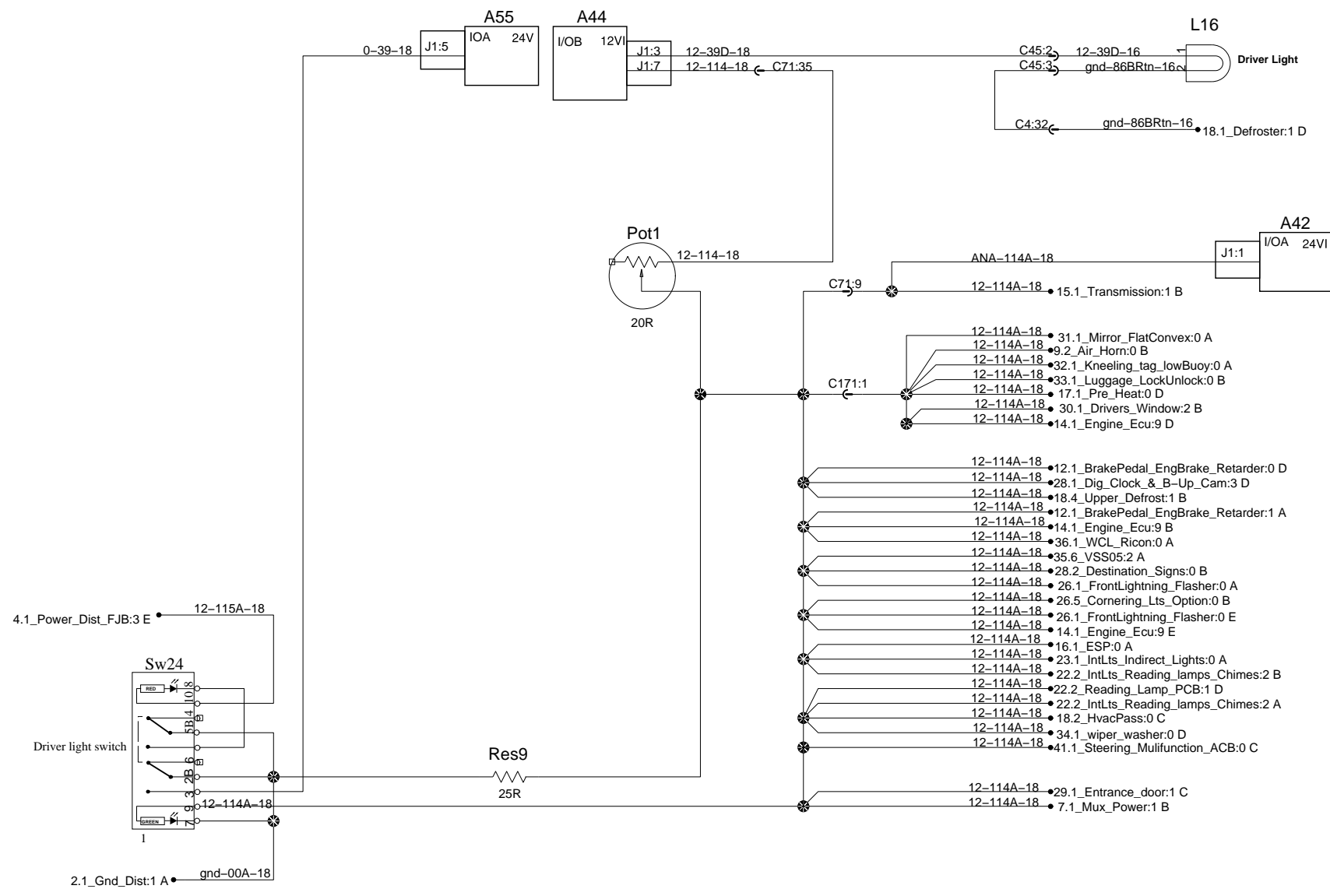
Driver lights



Driver lights



Driver lights



0

1

2

3

4

A

A

B

B

C

C

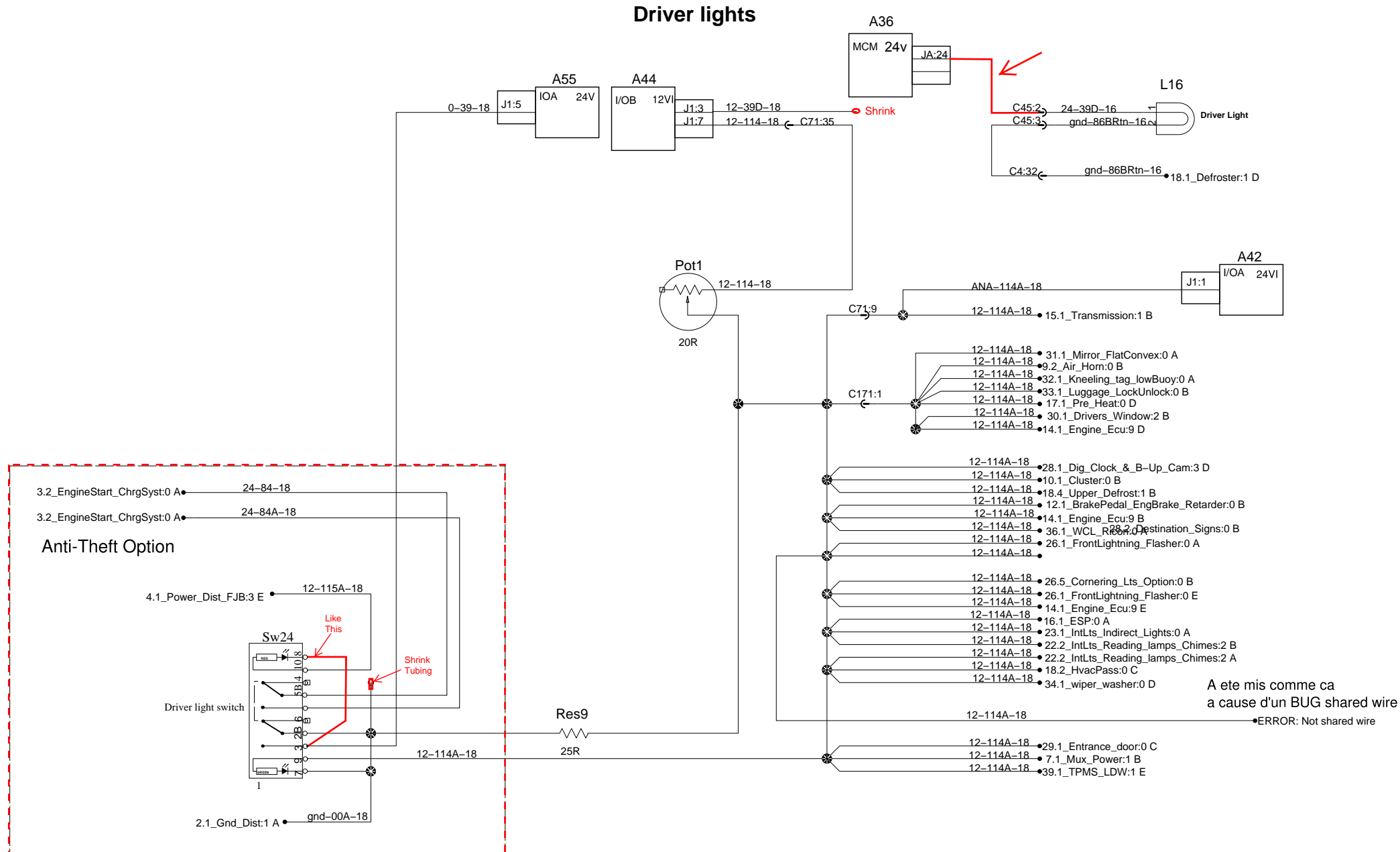
D

D

E

E

Driver lights



0

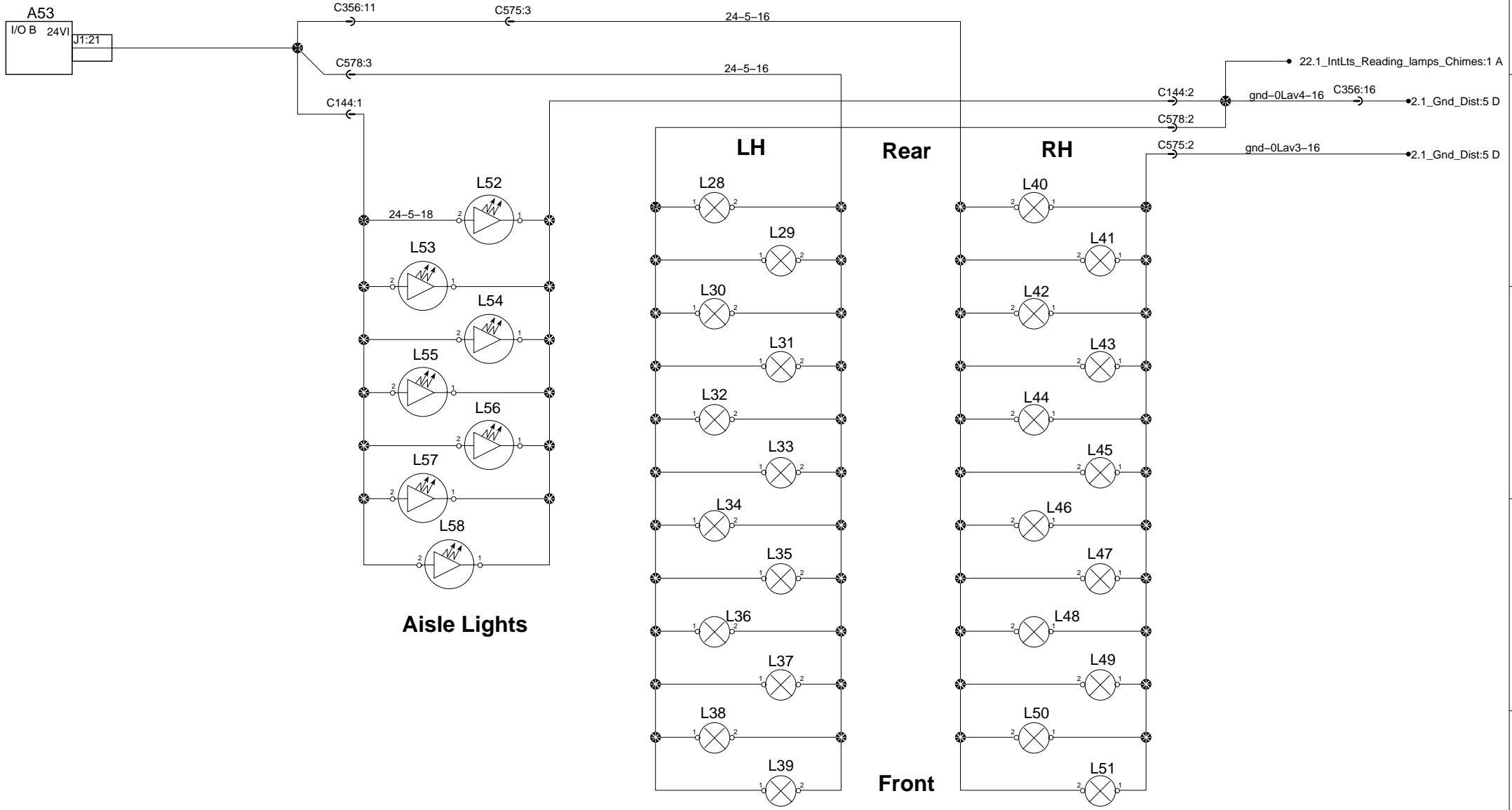
1

2

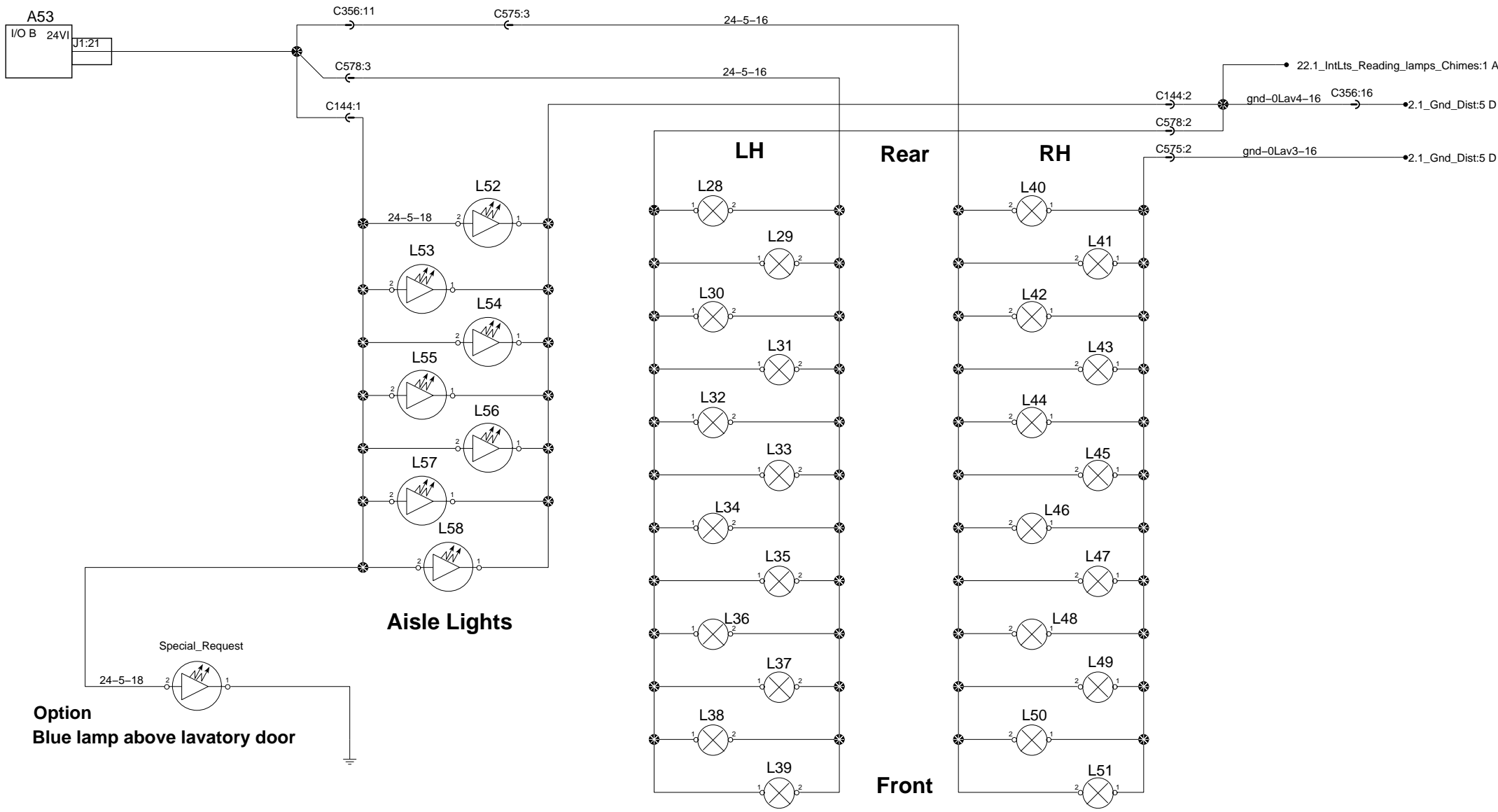
3

4

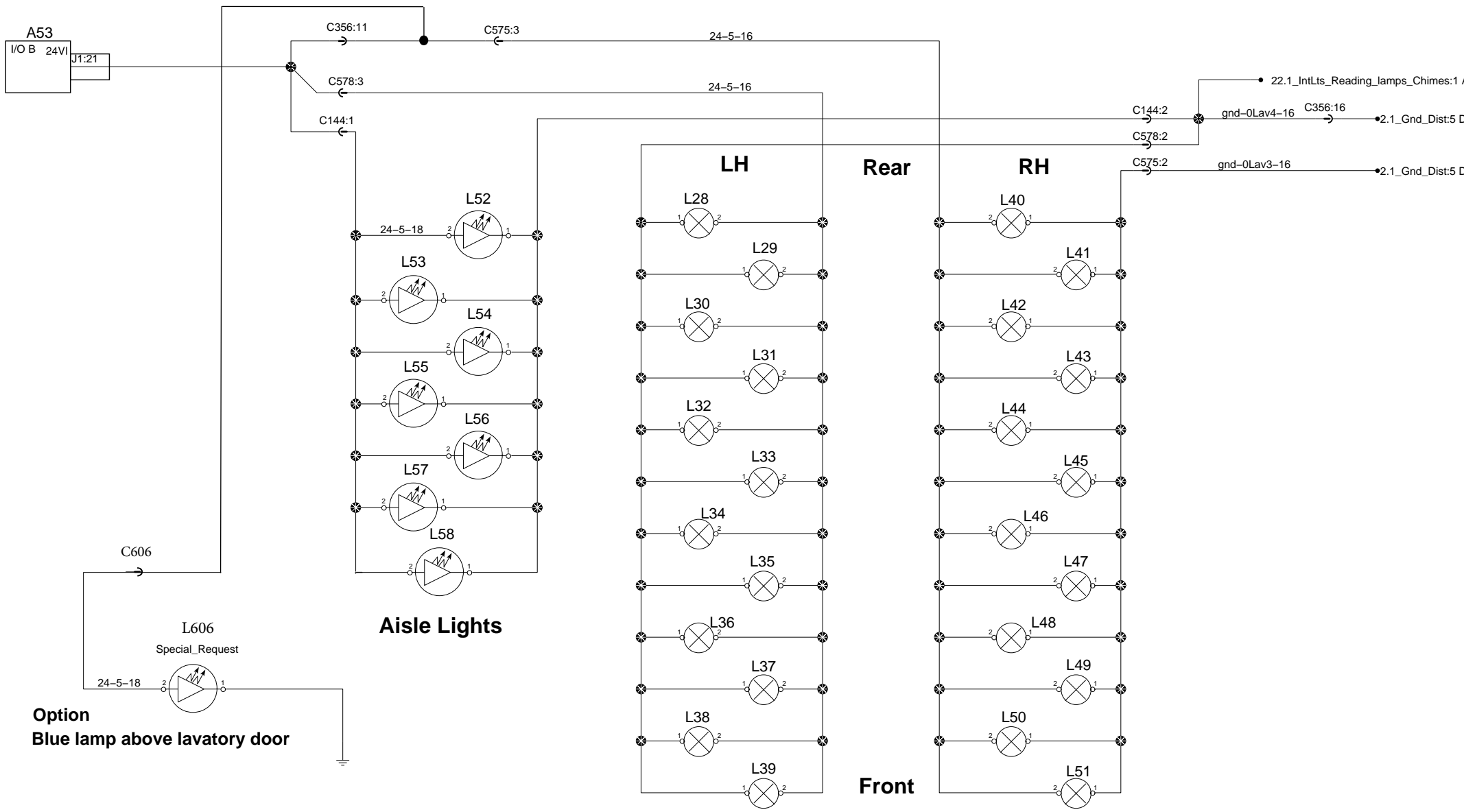
Emergency & Aisle lights



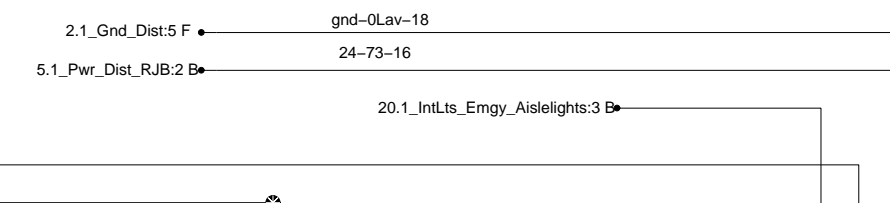
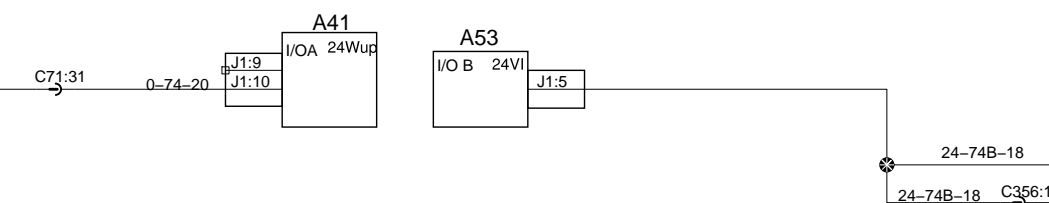
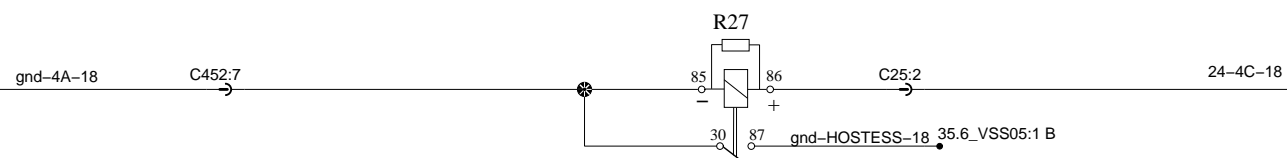
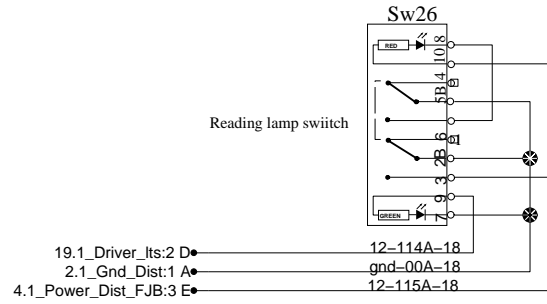
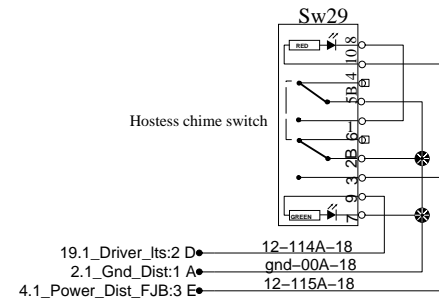
Emergency & Aisle lights



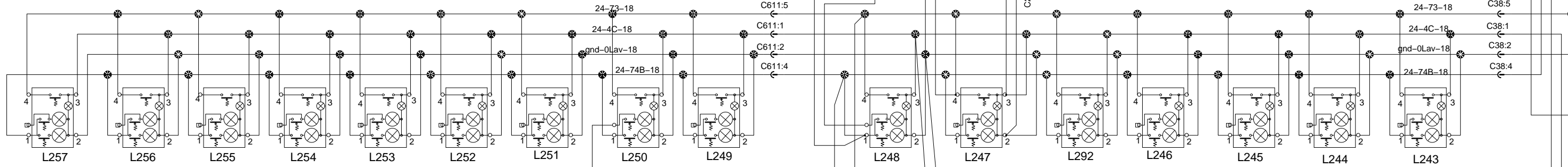
Emergency & Aisle lights



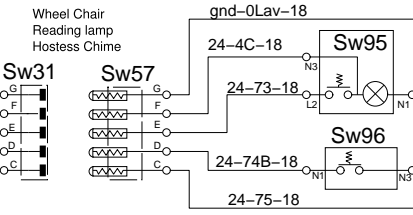
Reading lamp and Hostess chime



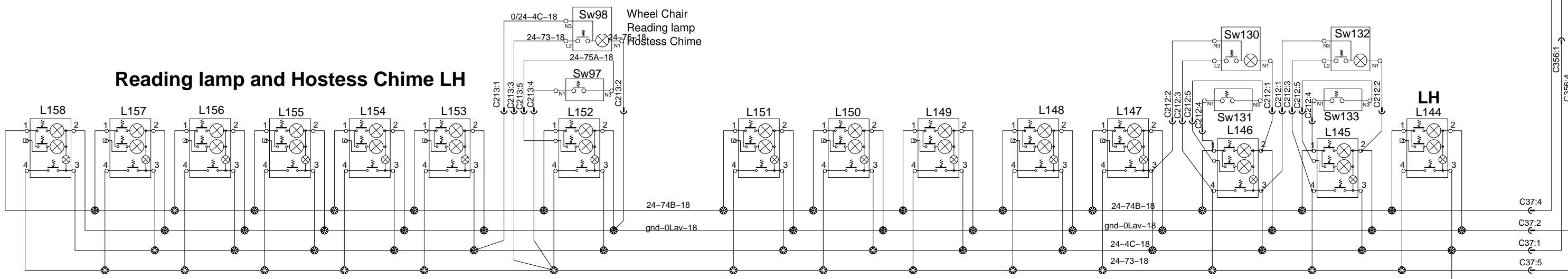
Reading lamp and Hostess Chime with WCL Ricon RH



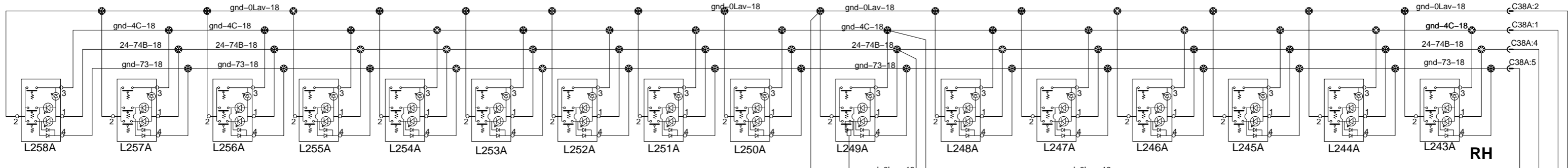
Front



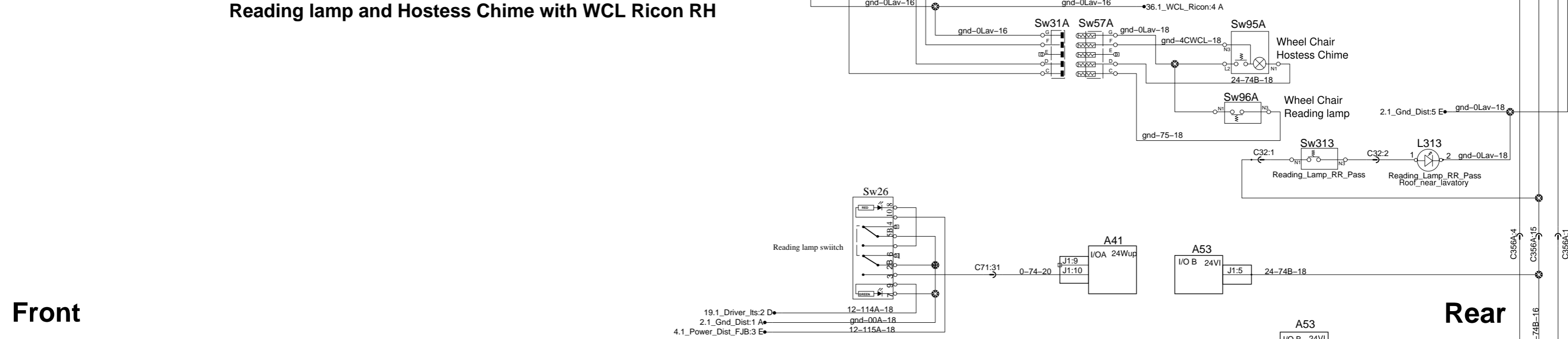
Reading lamp and Hostess Chime LH



Reading lamp and Hostess chime

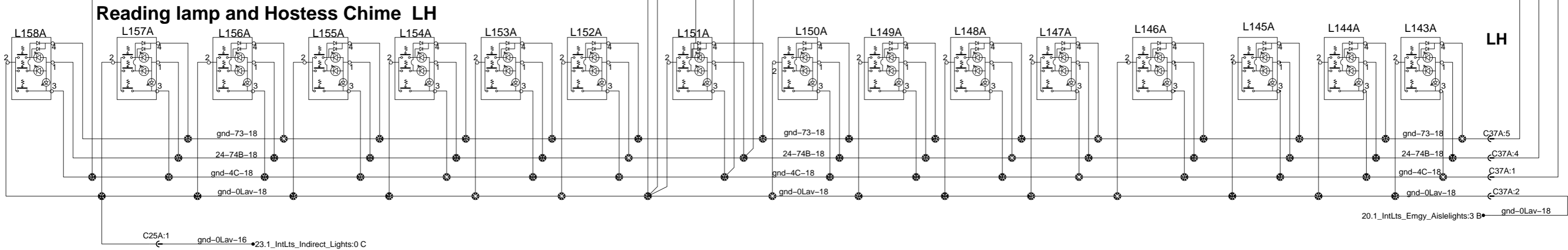
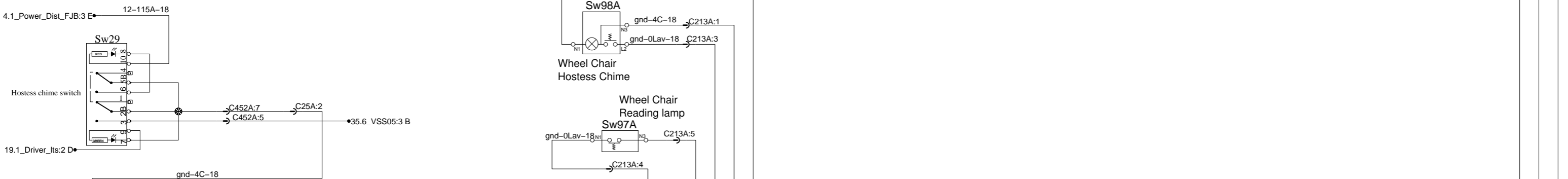


Reading lamp and Hostess Chime with WCL Ricon RH

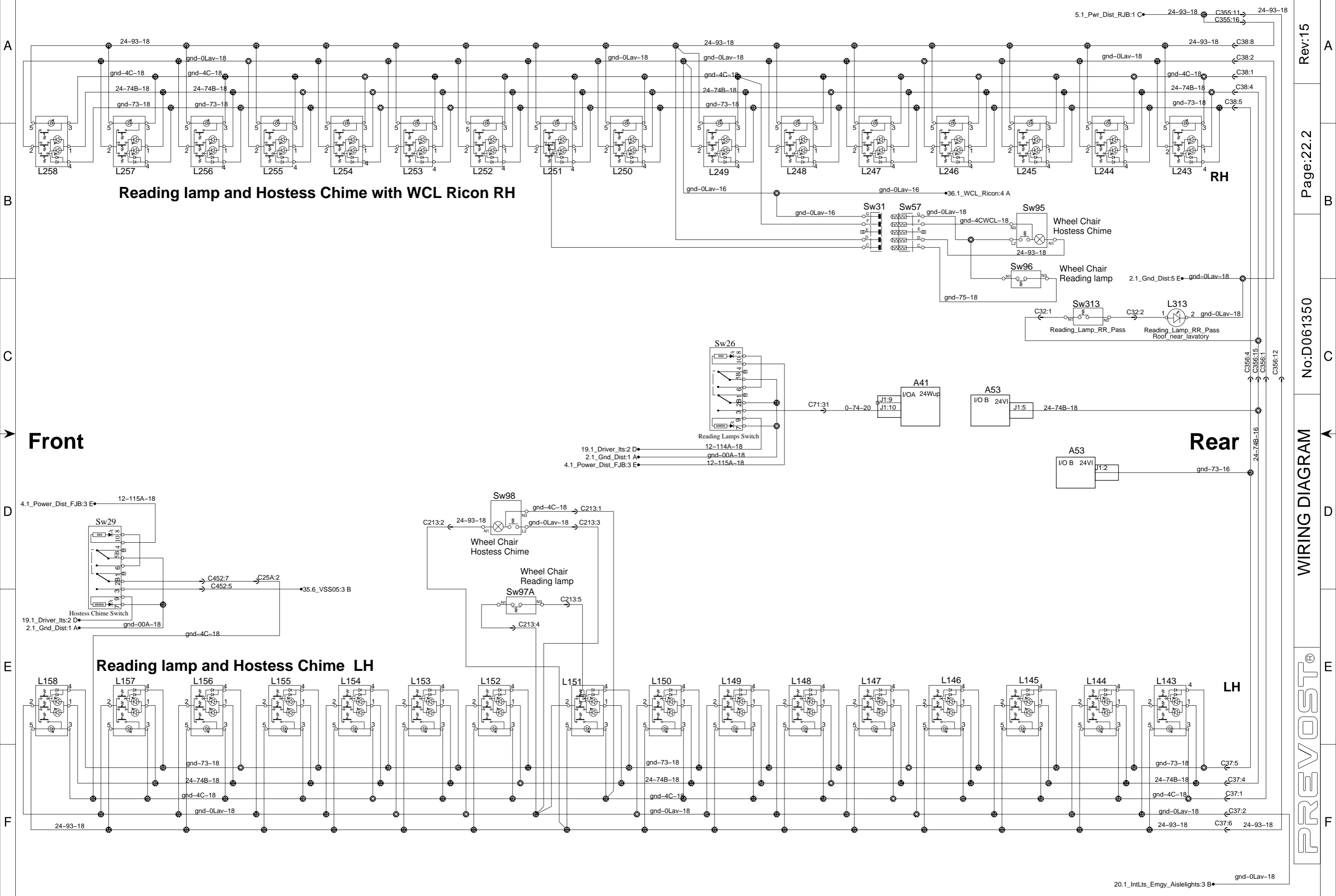


Front

Rear



Reading lamp and Hostess chime



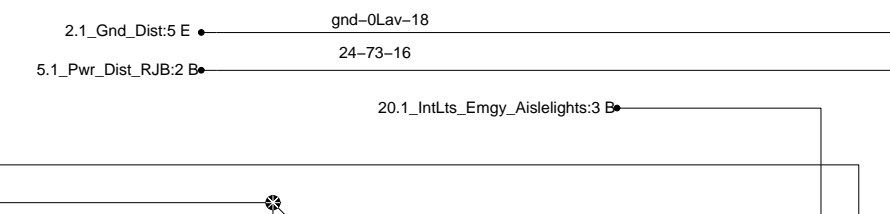
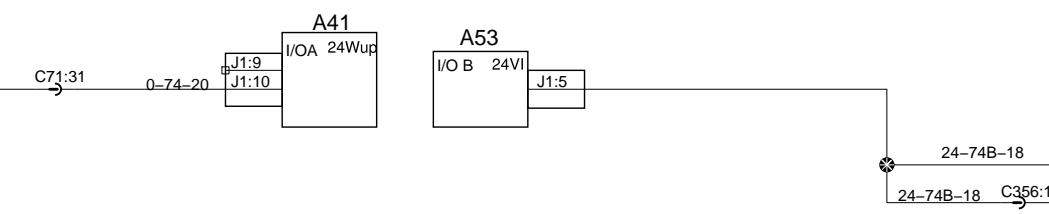
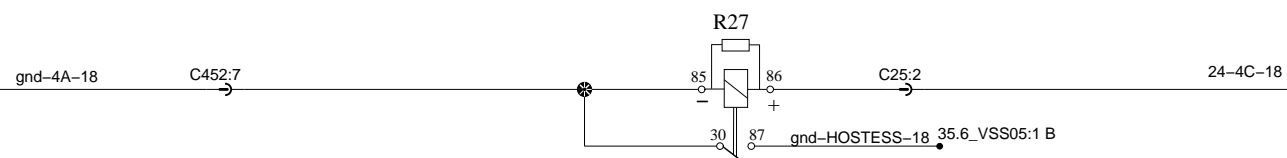
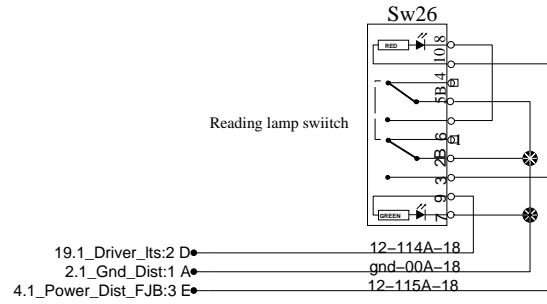
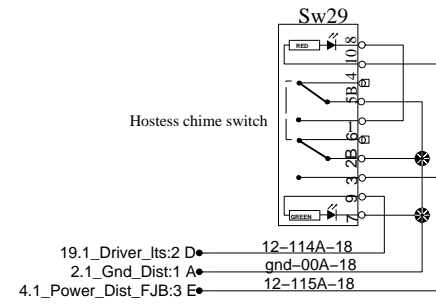
Front

Rear

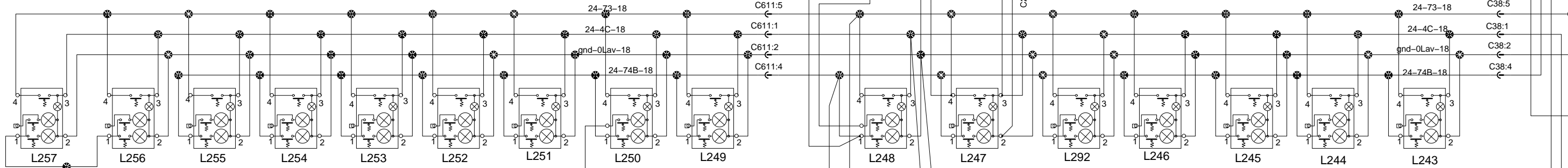
Rev:15
Page:22.2
No:D061350
WIRING DIAGRAM

PREVOST®

Reading lamp and Hostess chime




Reading lamp and Hostess Chime with WCL Ricon RH

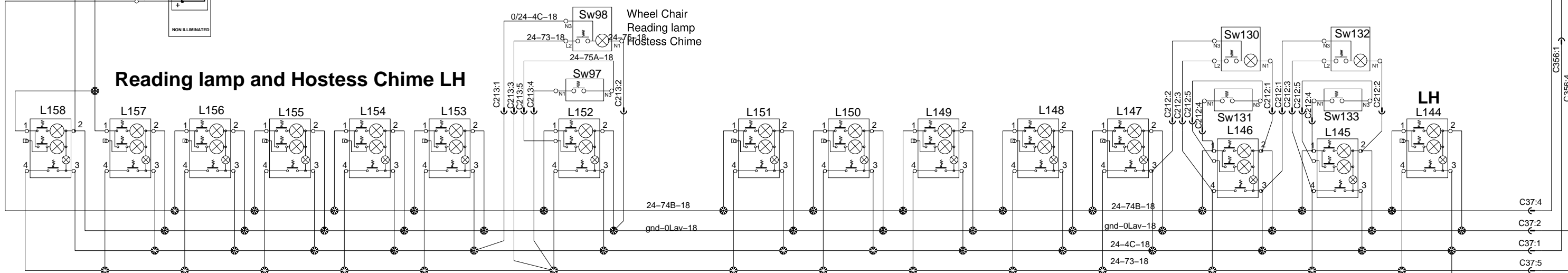


Rear

Front



Reading lamp and Hostess Chime LH



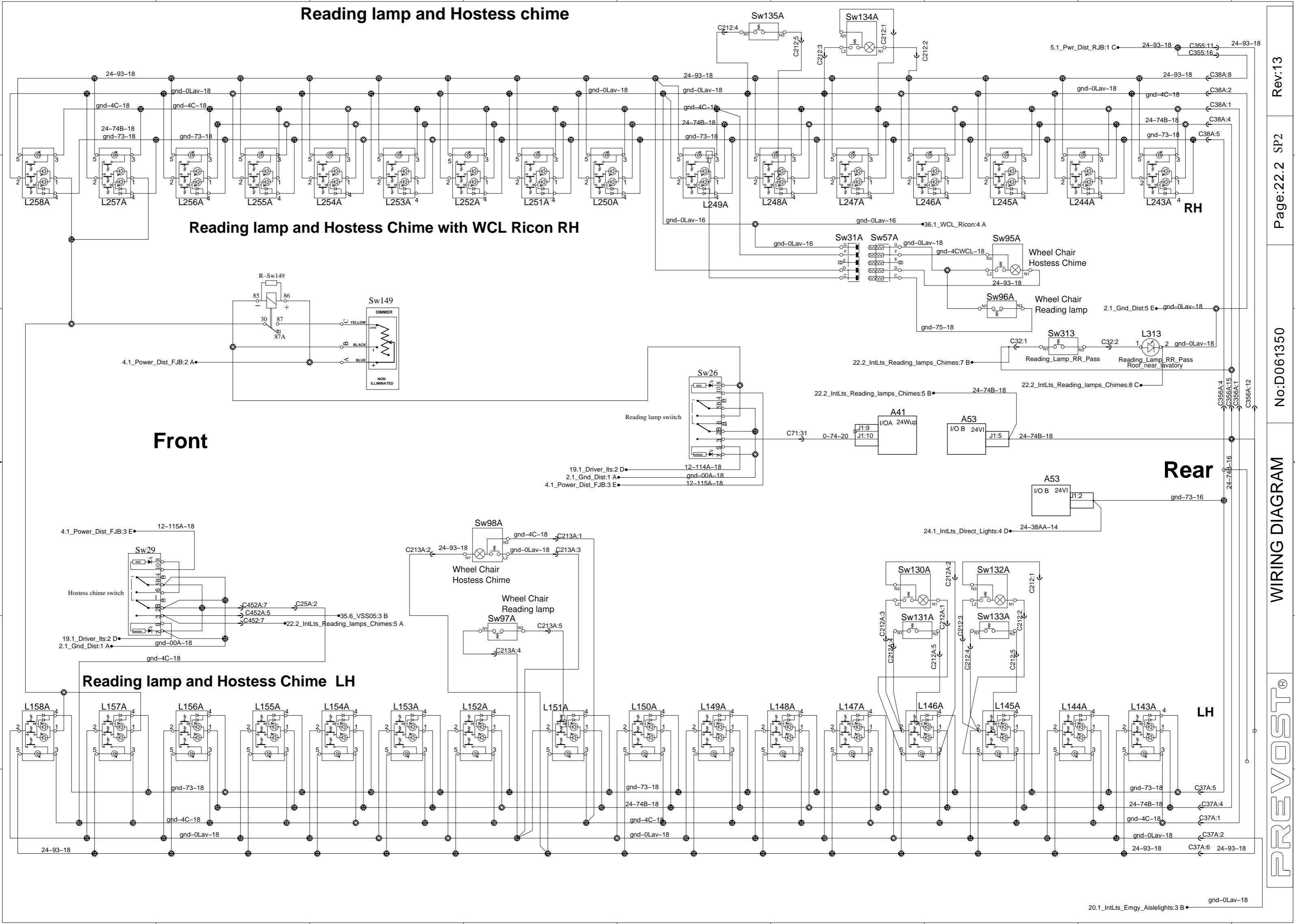
Reading lamp and Hostess chime

Reading lamp and Hostess Chime with WCL Ricon RH

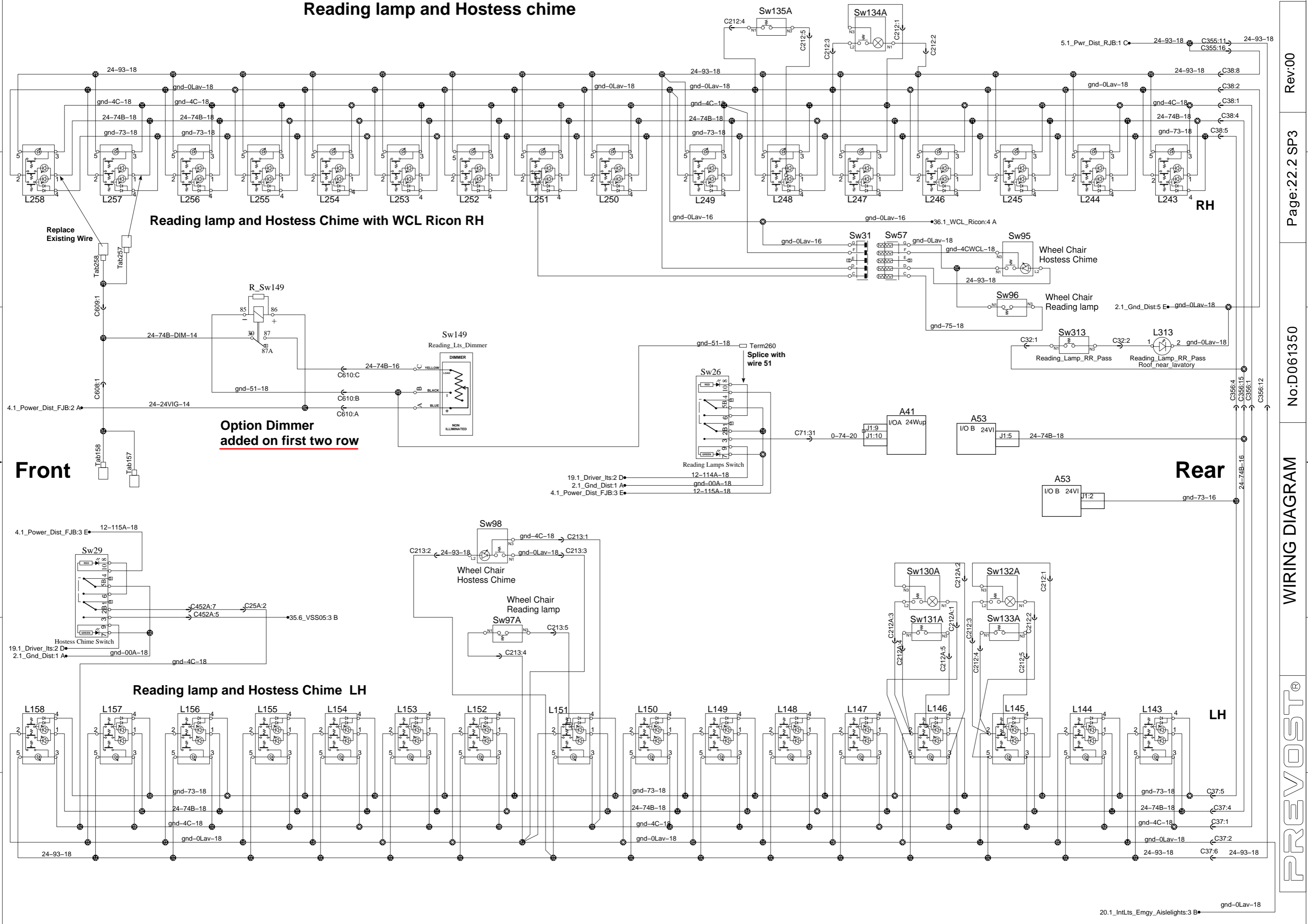
Front

Rear

Reading lamp and Hostess Chime LH



Reading lamp and Hostess chime

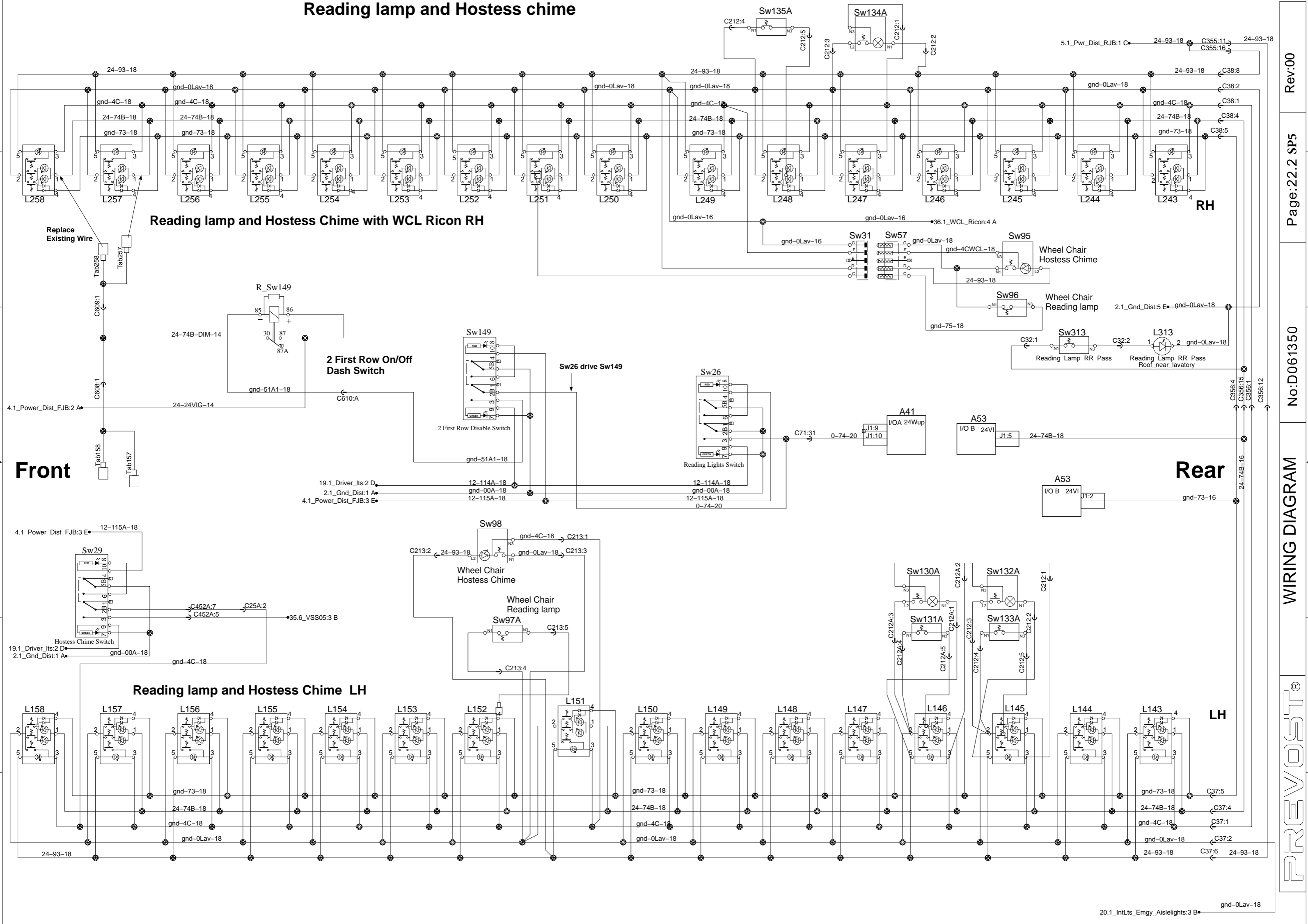


Front

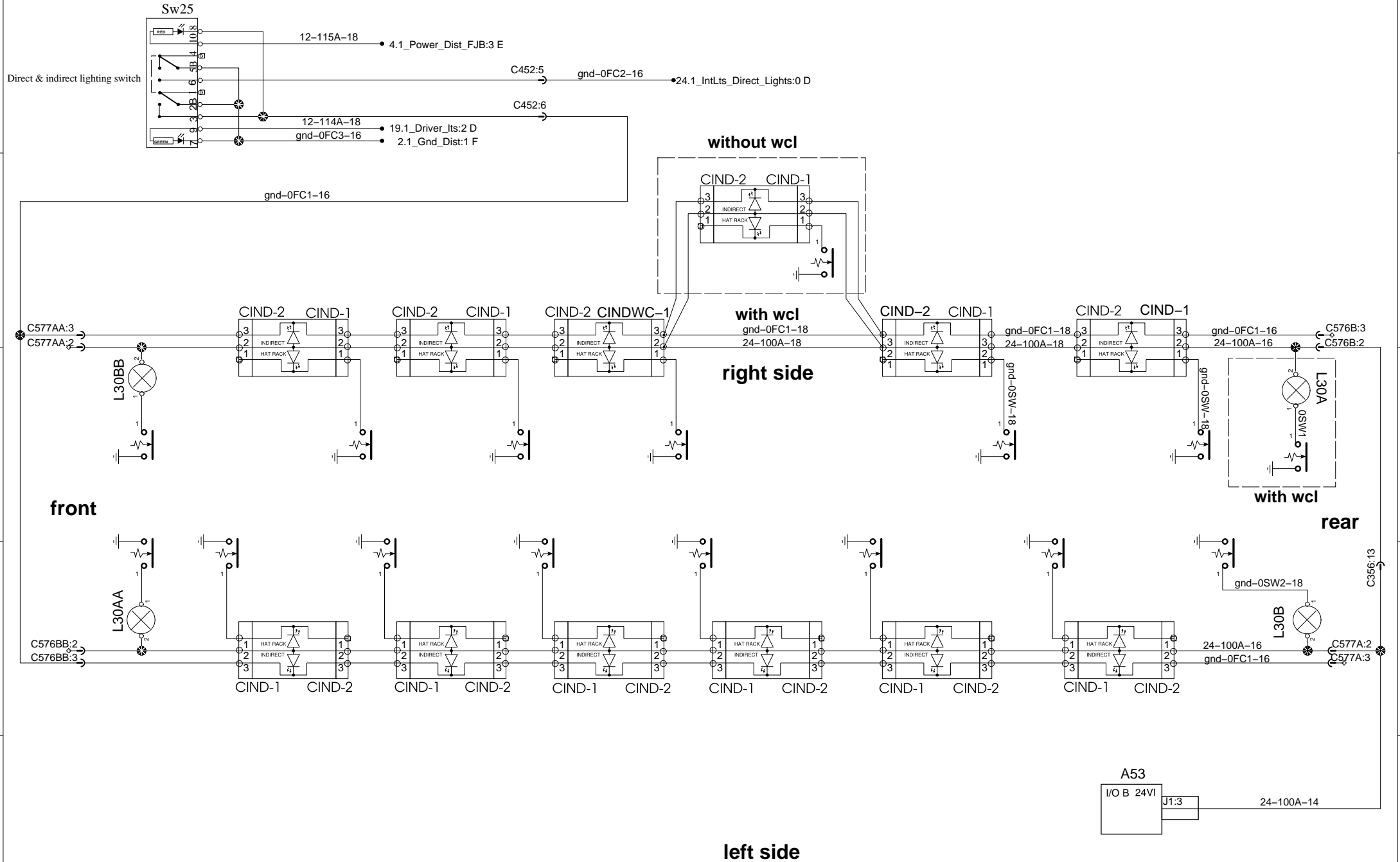
Rear

Rev:00
Page:22.2 SP3
No:D061350
WIRING DIAGRAM
PREVOST®

Reading lamp and Hostess chime



Indirect and hat rack lighting



0

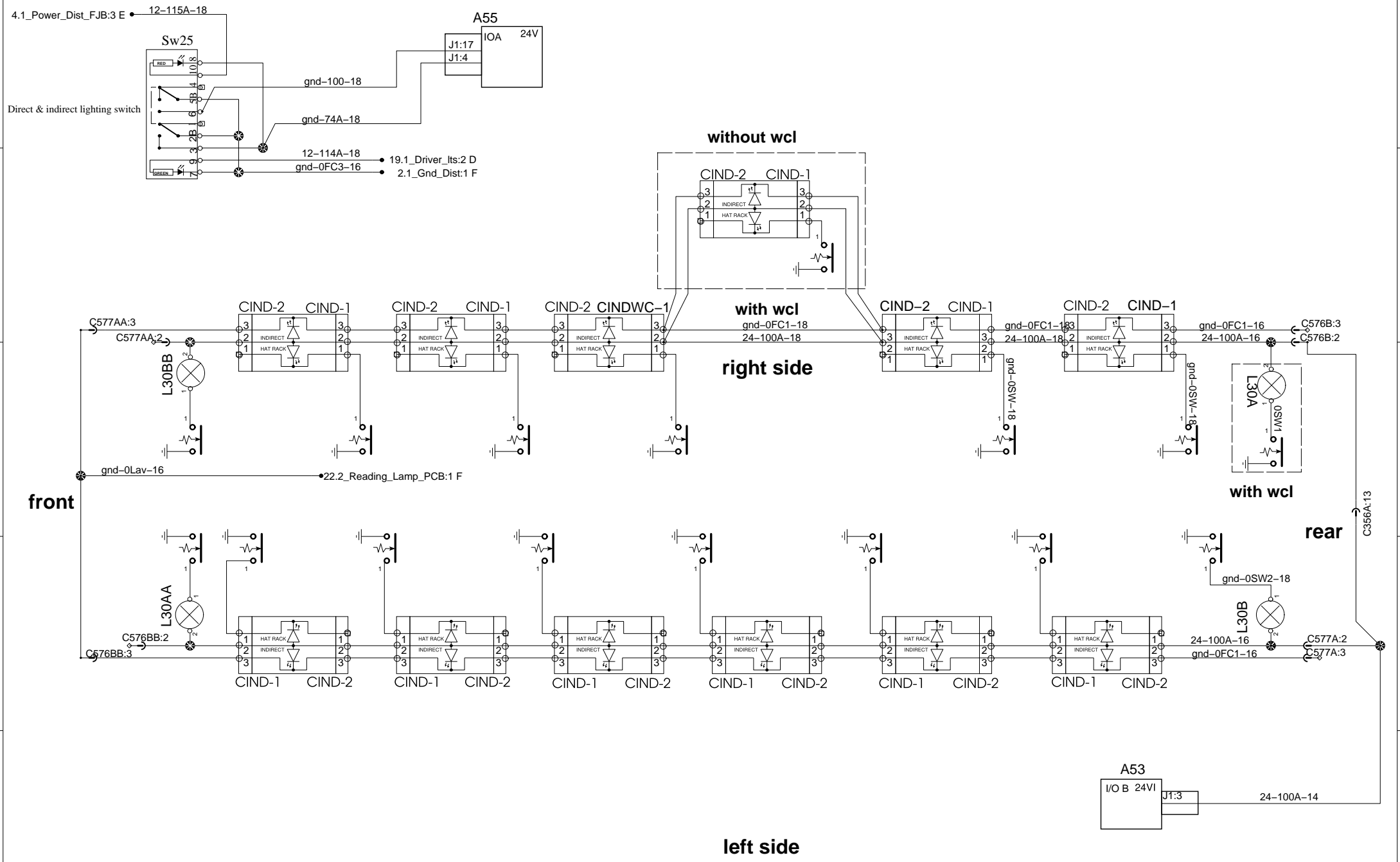
1

2

3

4

Indirect and hat rack lighting



0

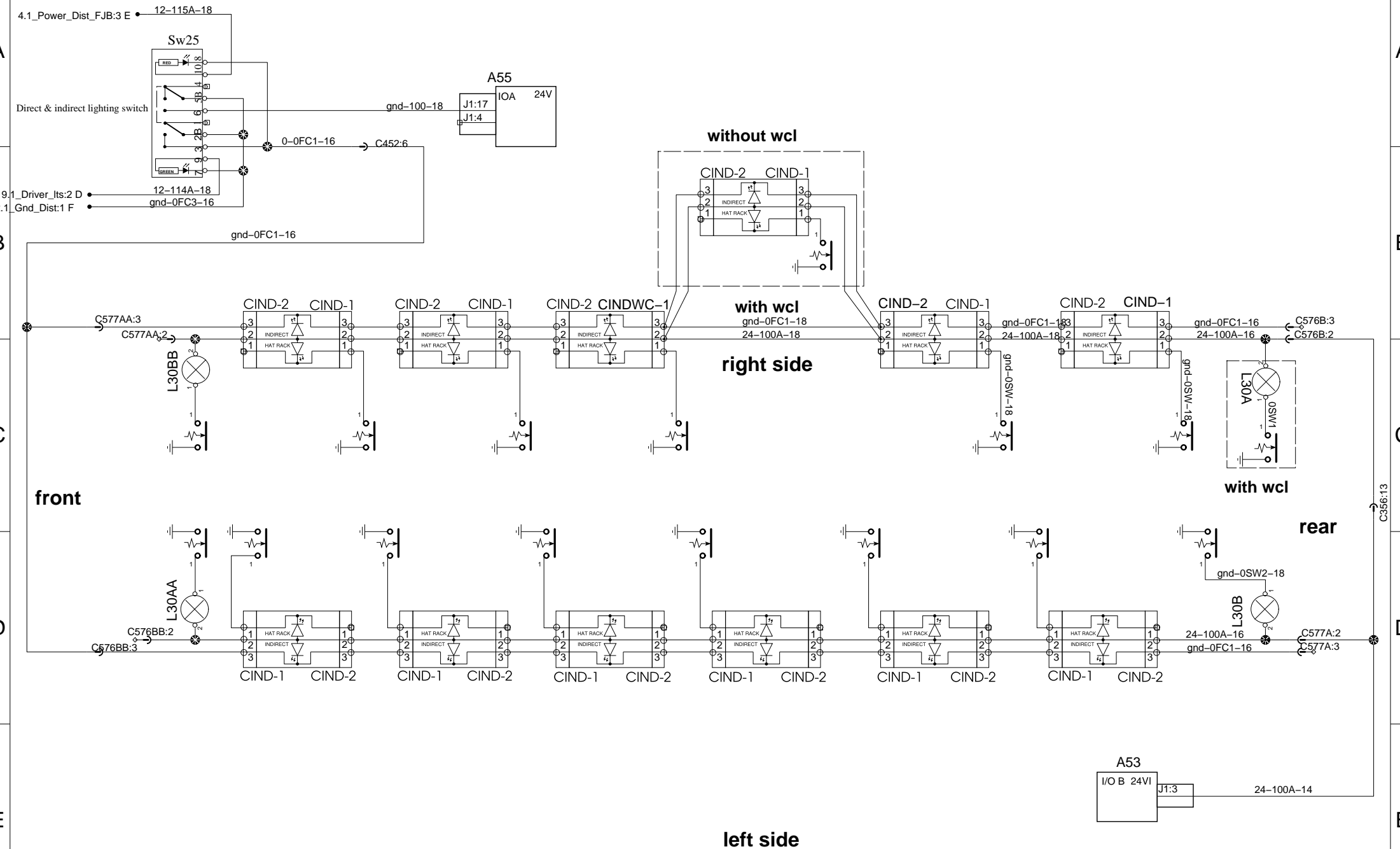
1

2

3

4

Indirect and hat rack lighting



0

1

2

3

4

Direct lightning

A

A

B

B

C

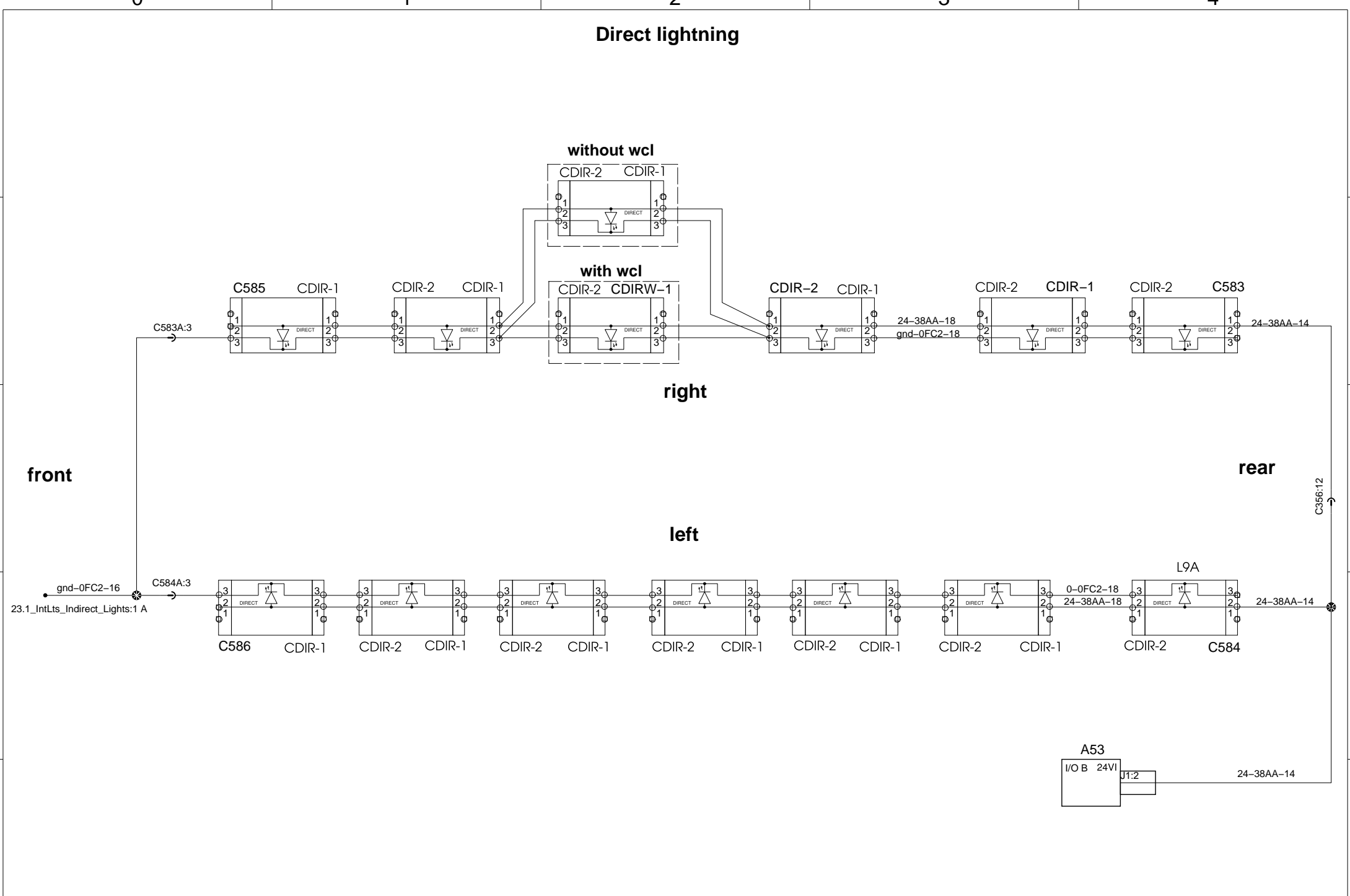
C

D

D

E

E



0

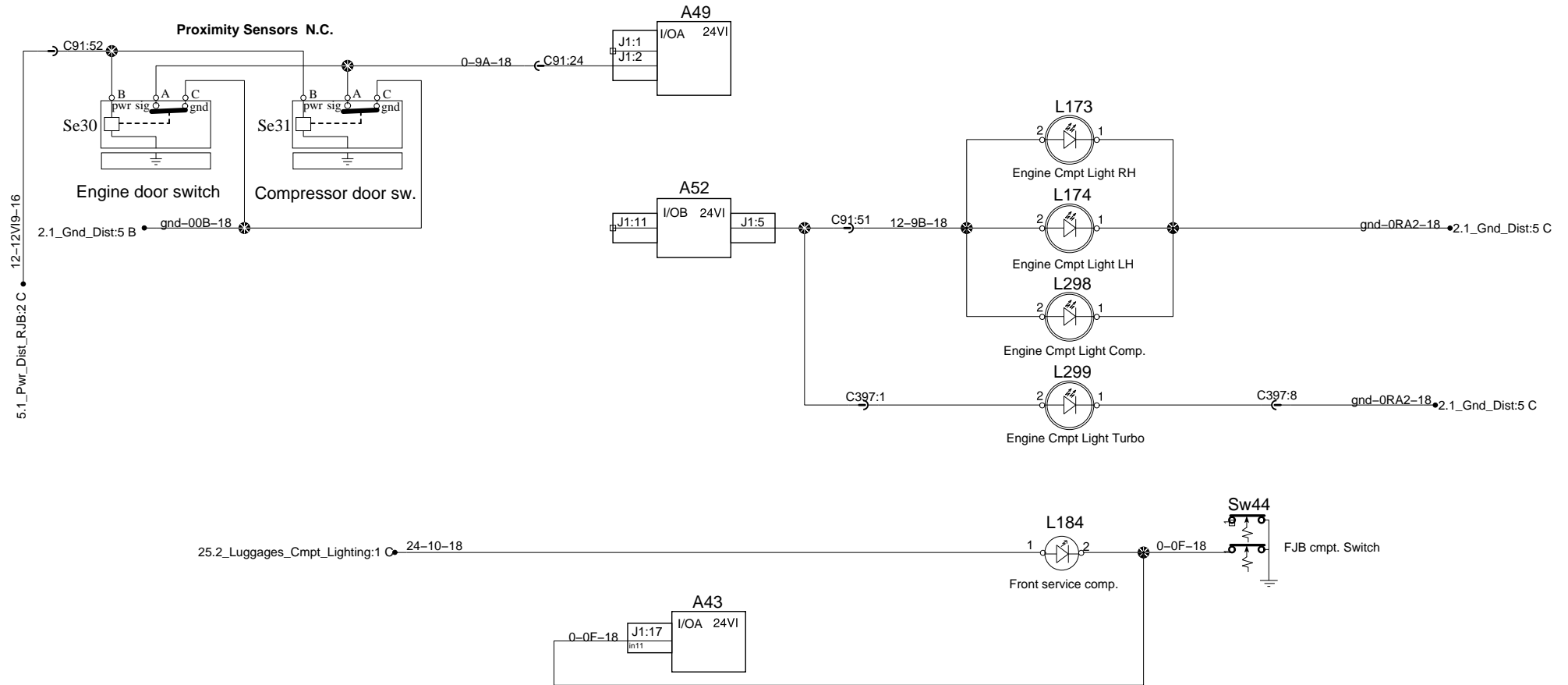
1

2

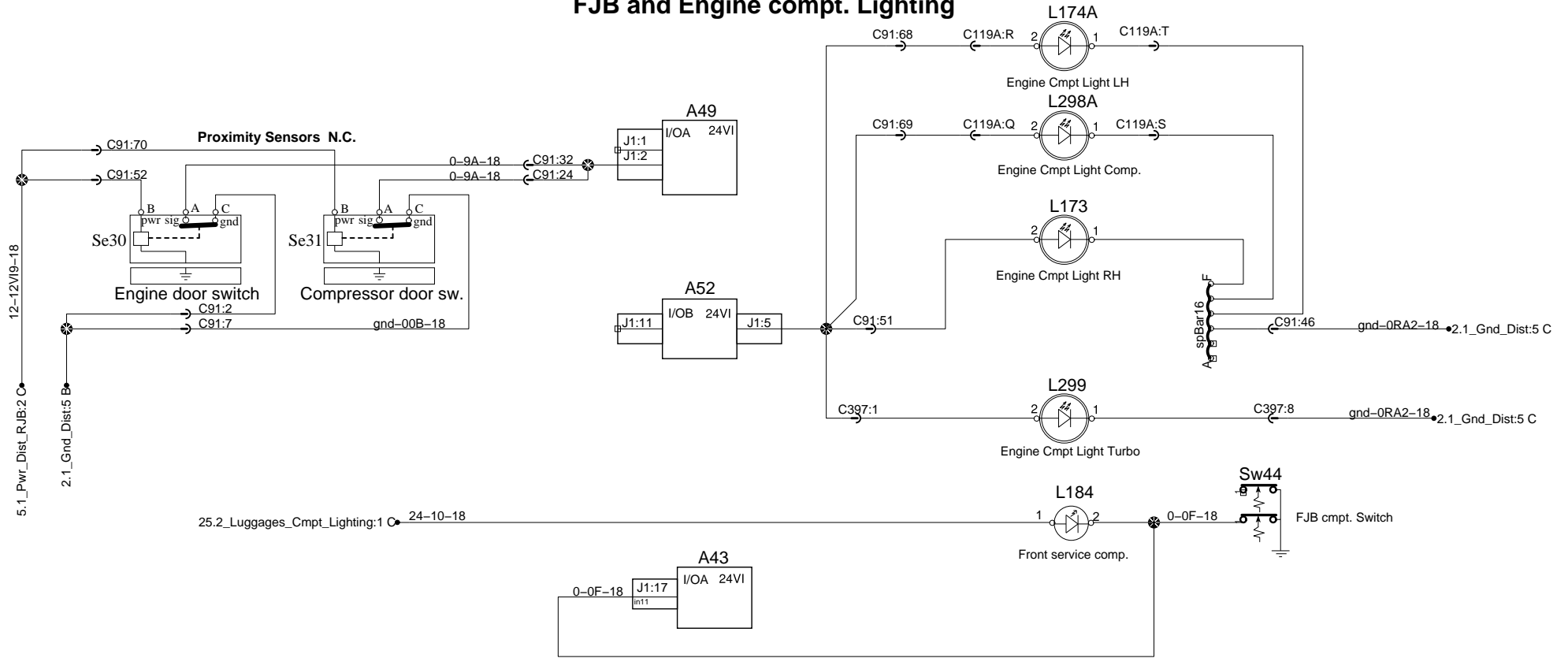
3

4

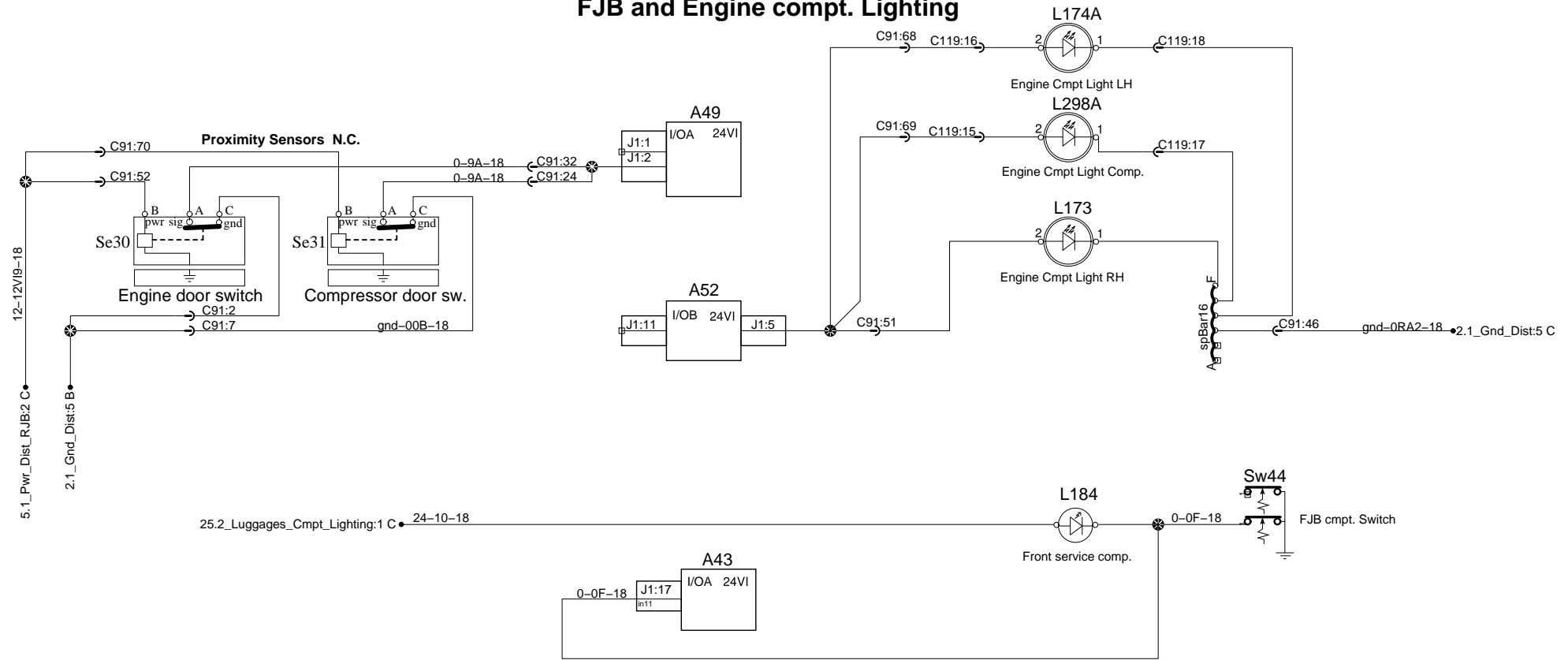
FJB and Engine compt. Lighting



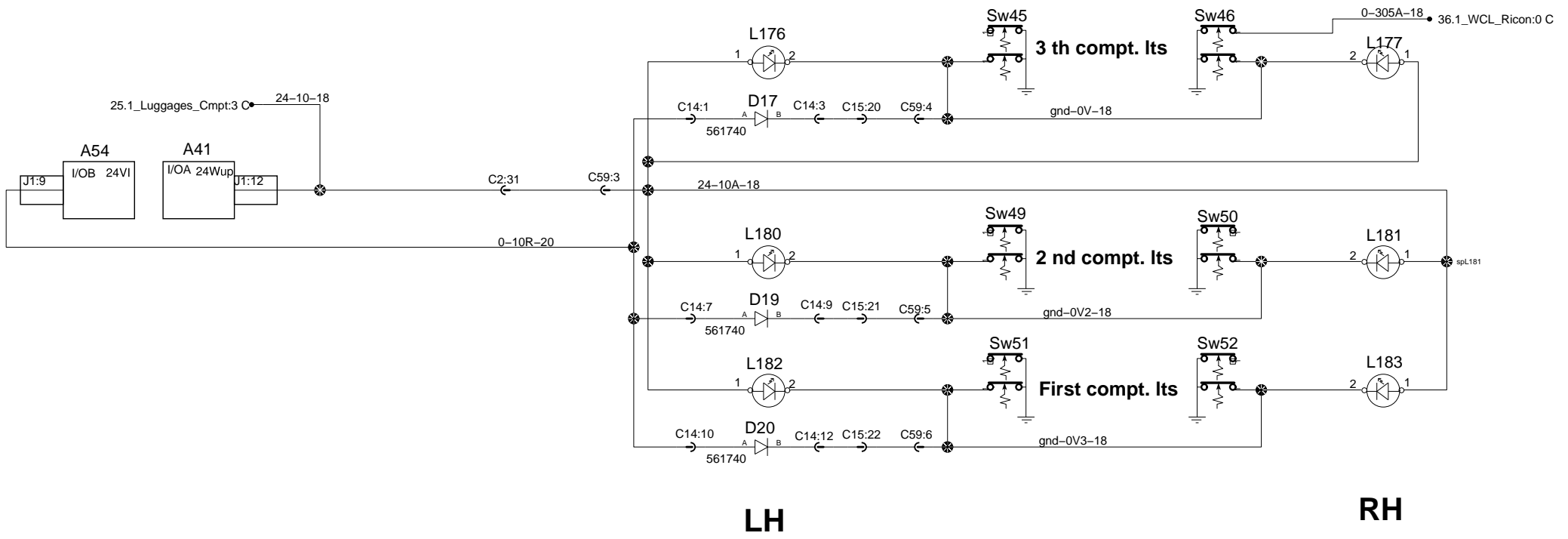
FJB and Engine compt. Lighting



FJB and Engine compt. Lighting



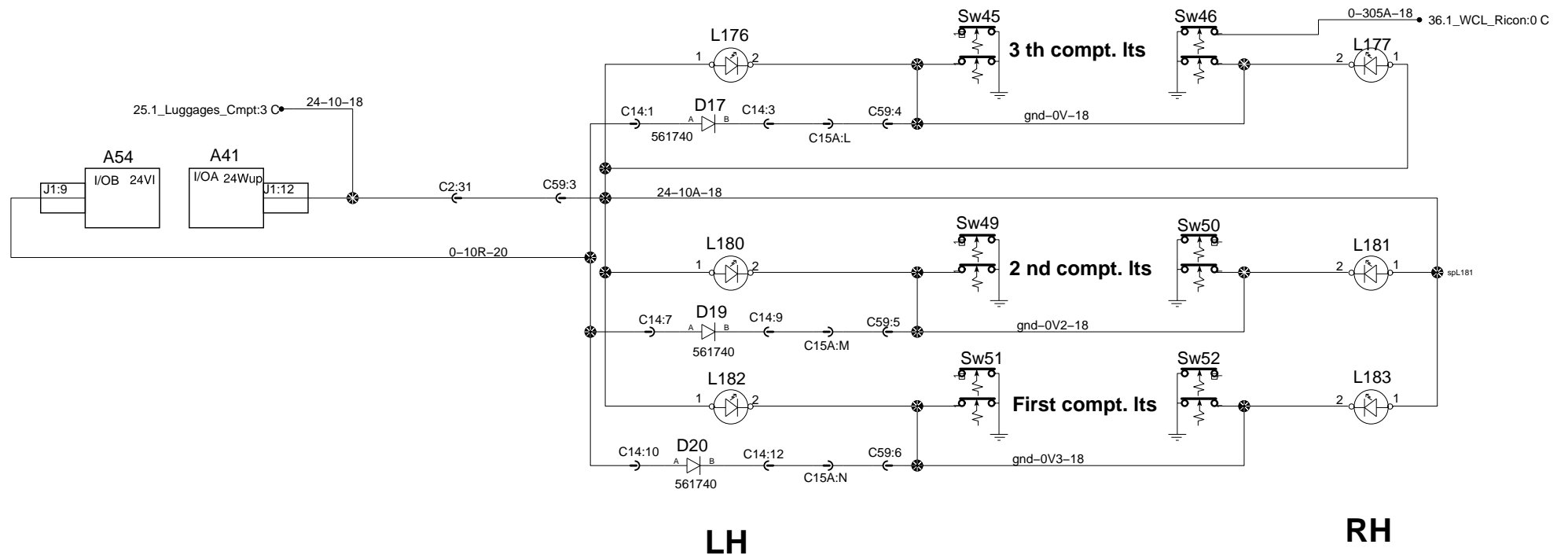
Luggages compartment lighting



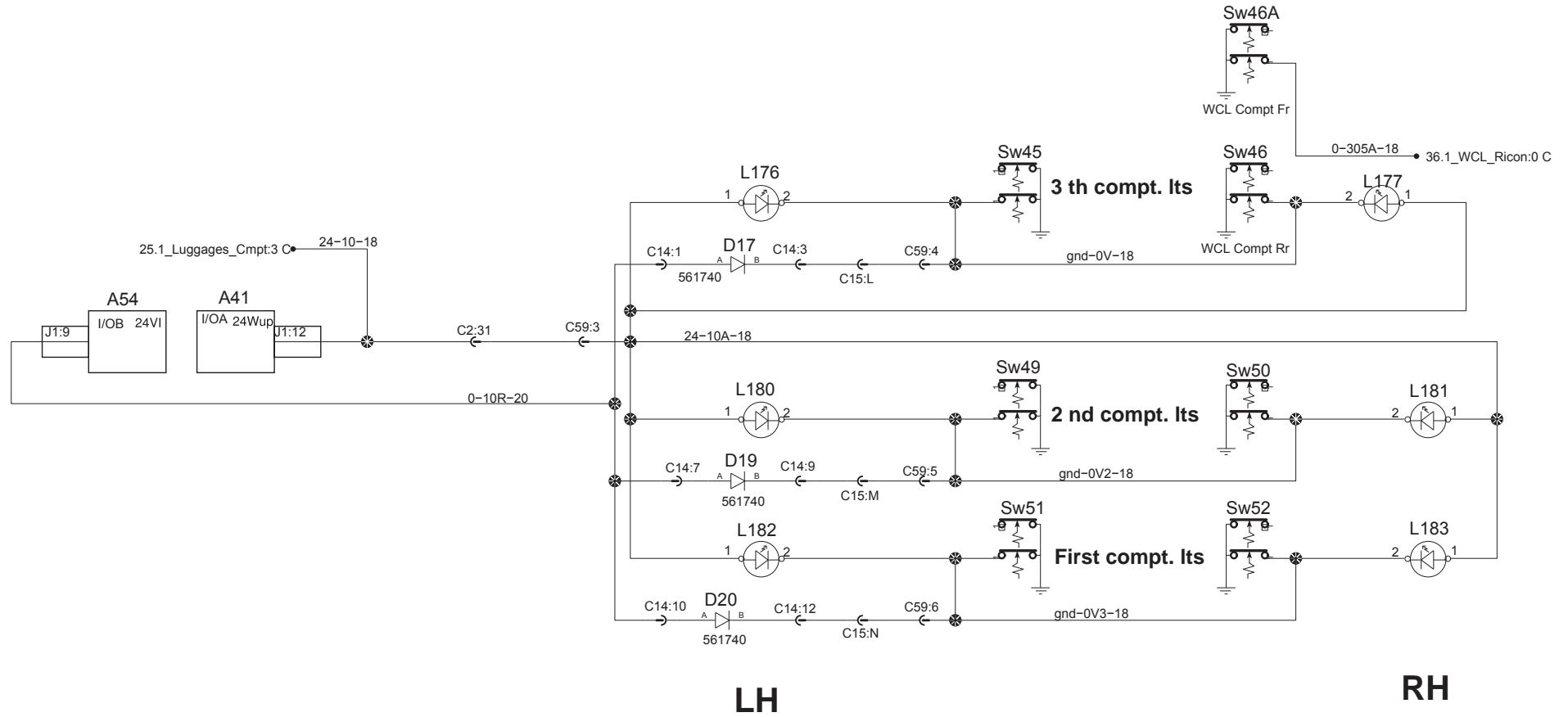
LH

RH

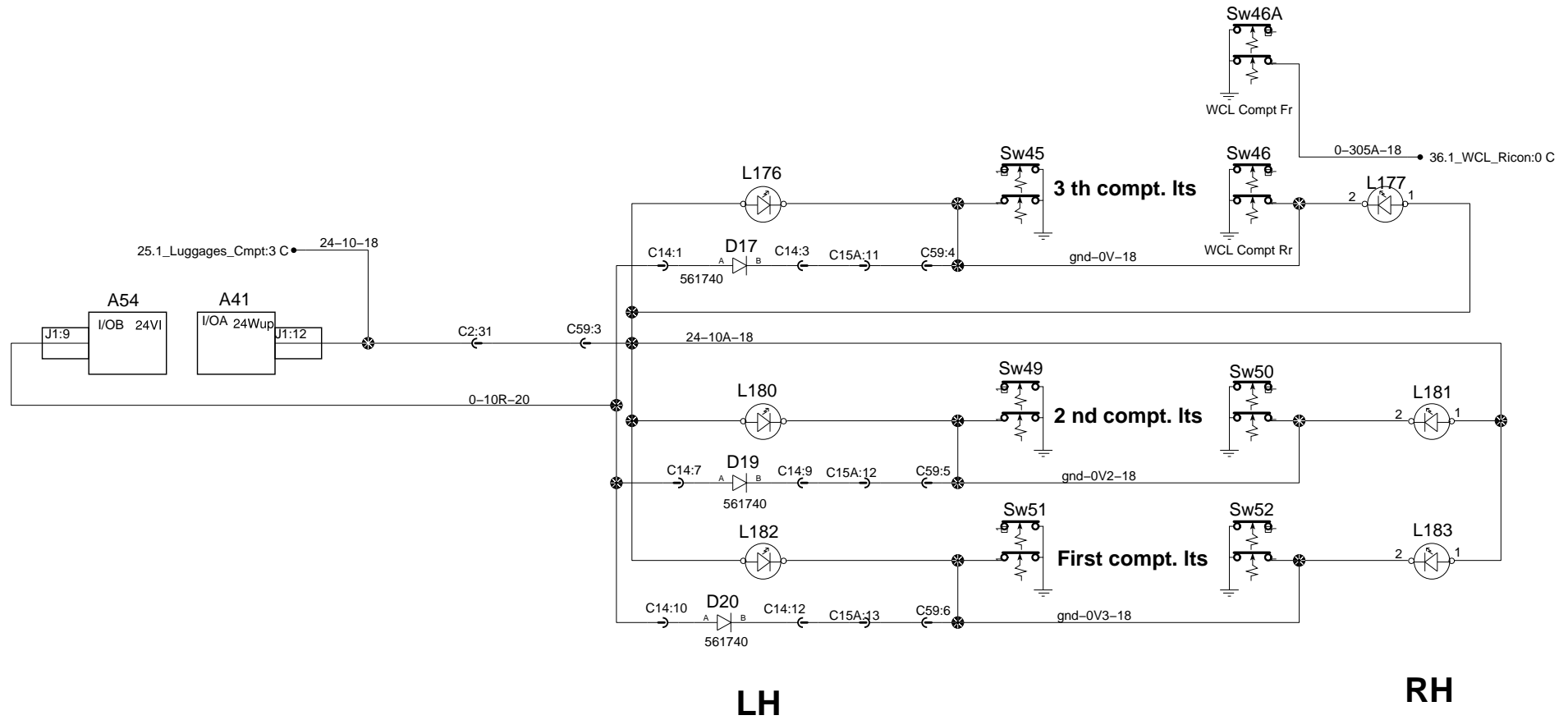
Luggages compartment lighting



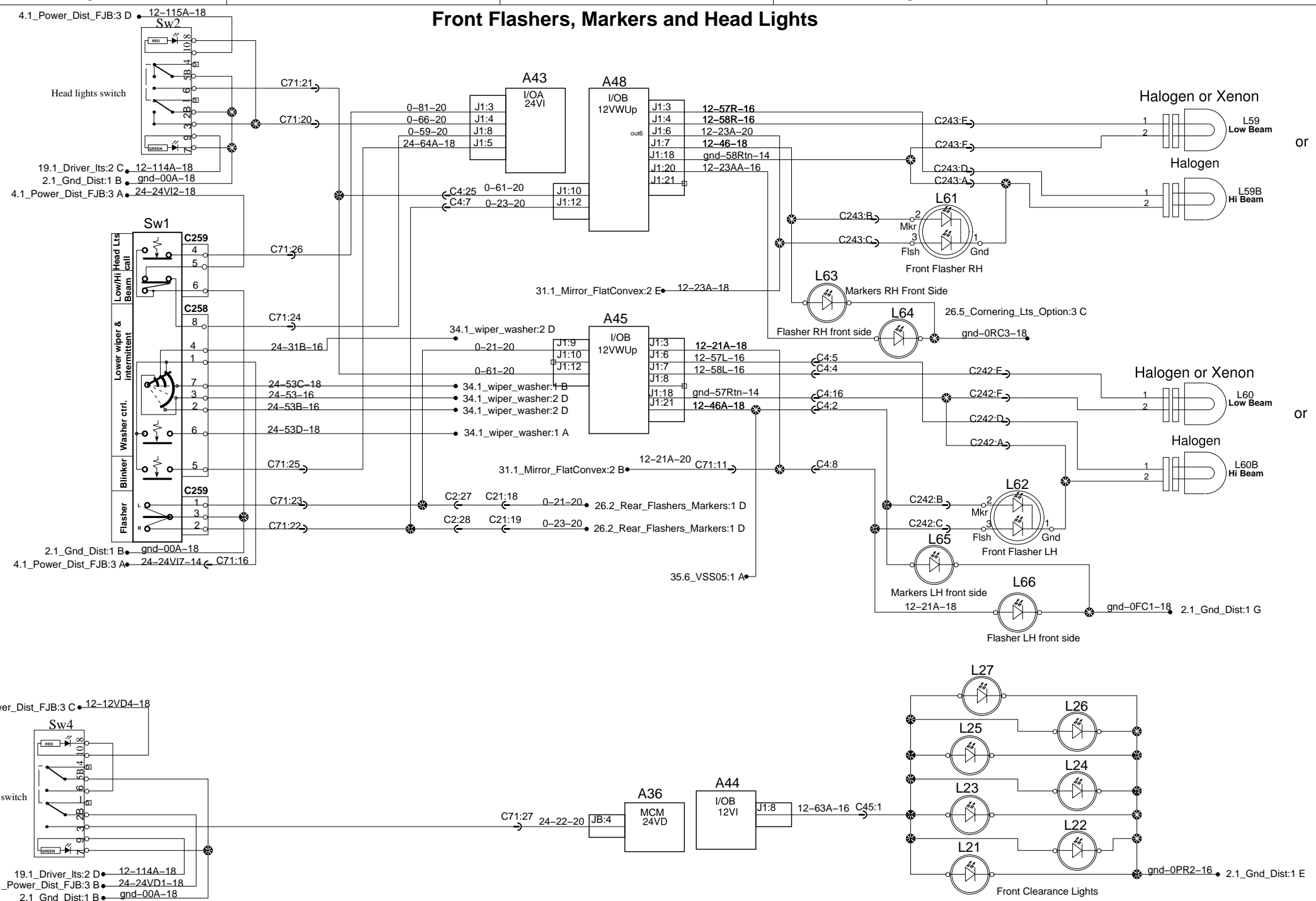
Luggages compartment lighting

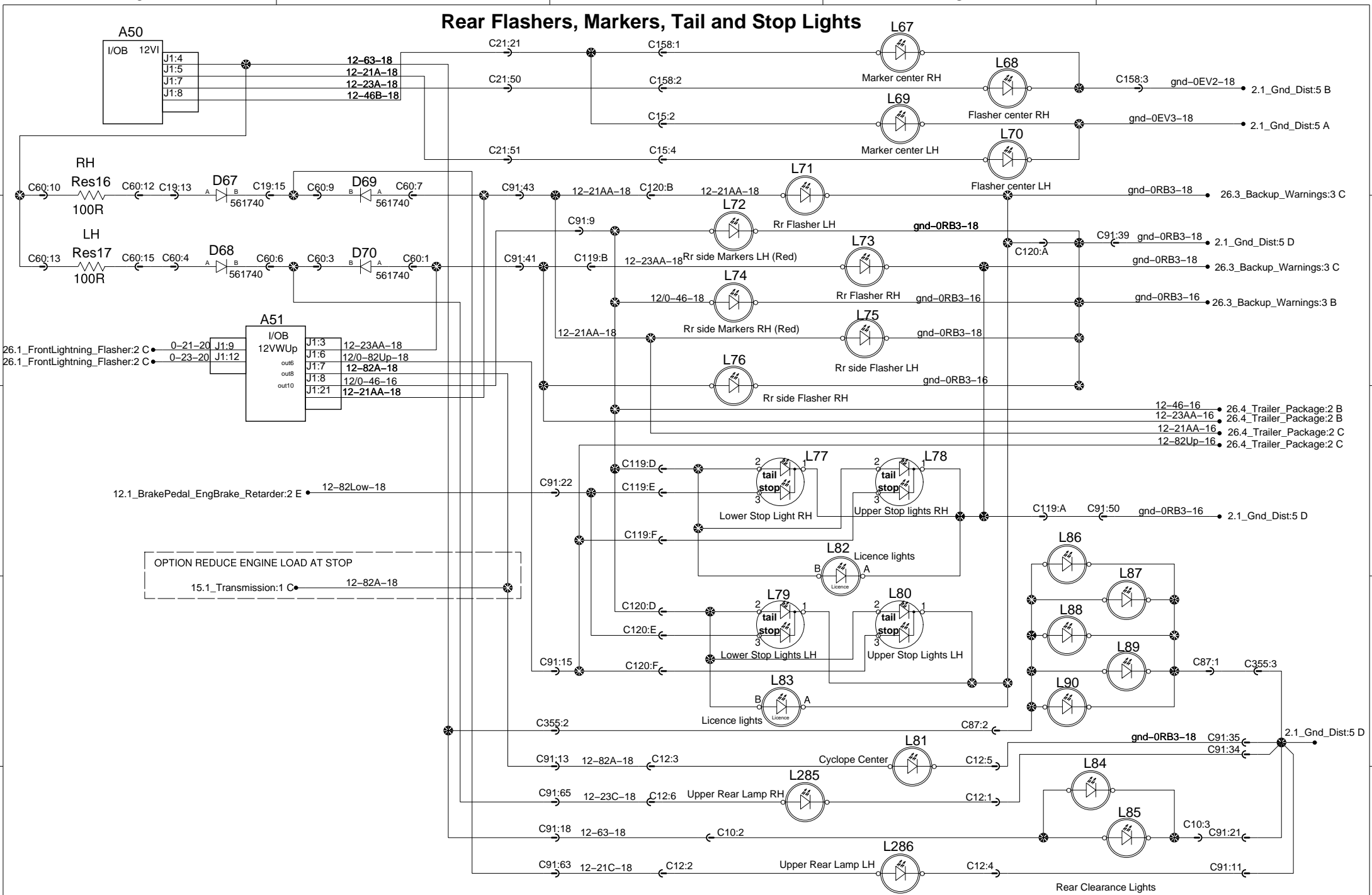


Luggages compartment lighting



Front Flashers, Markers and Head Lights





0

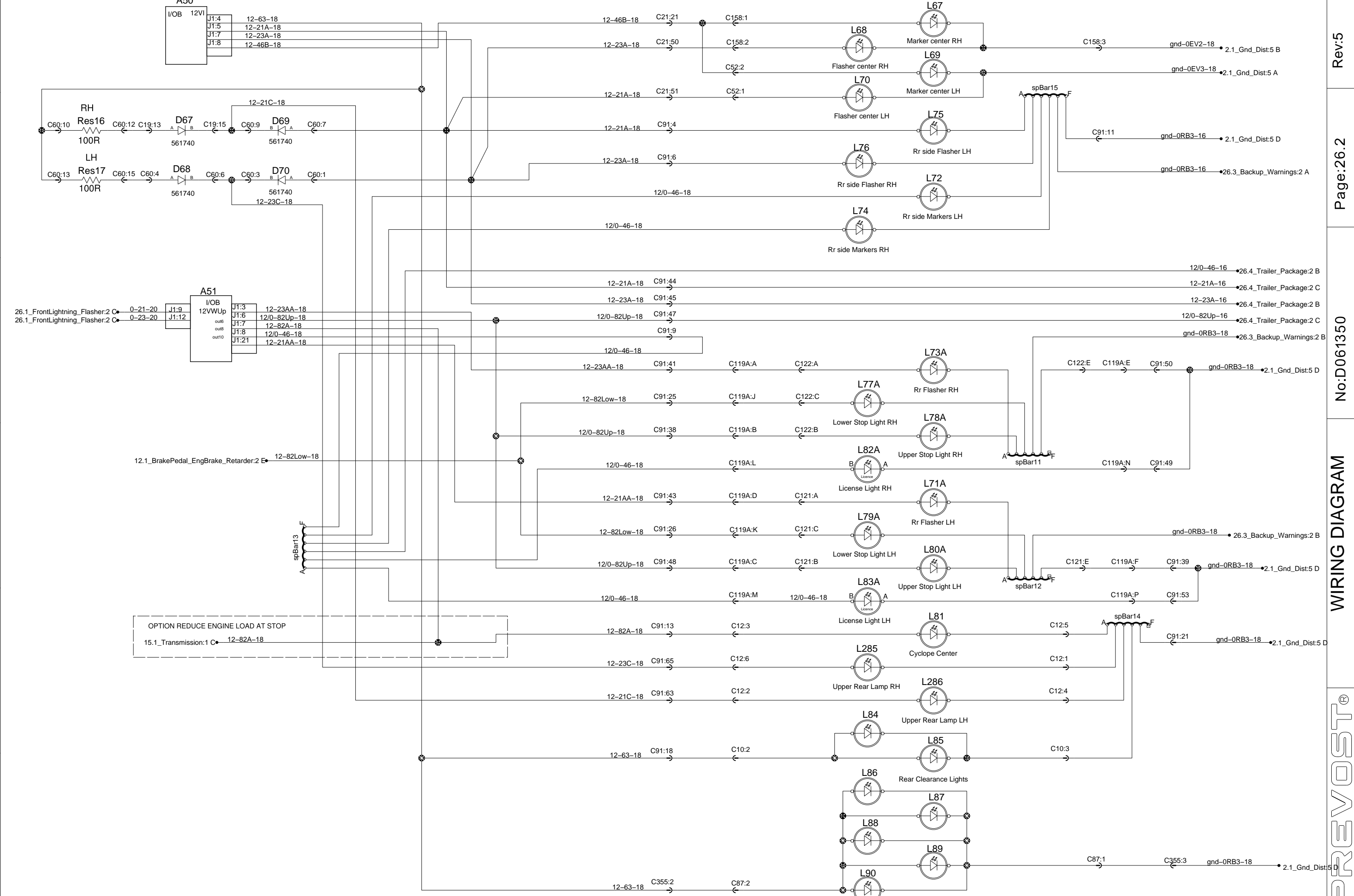
1

2

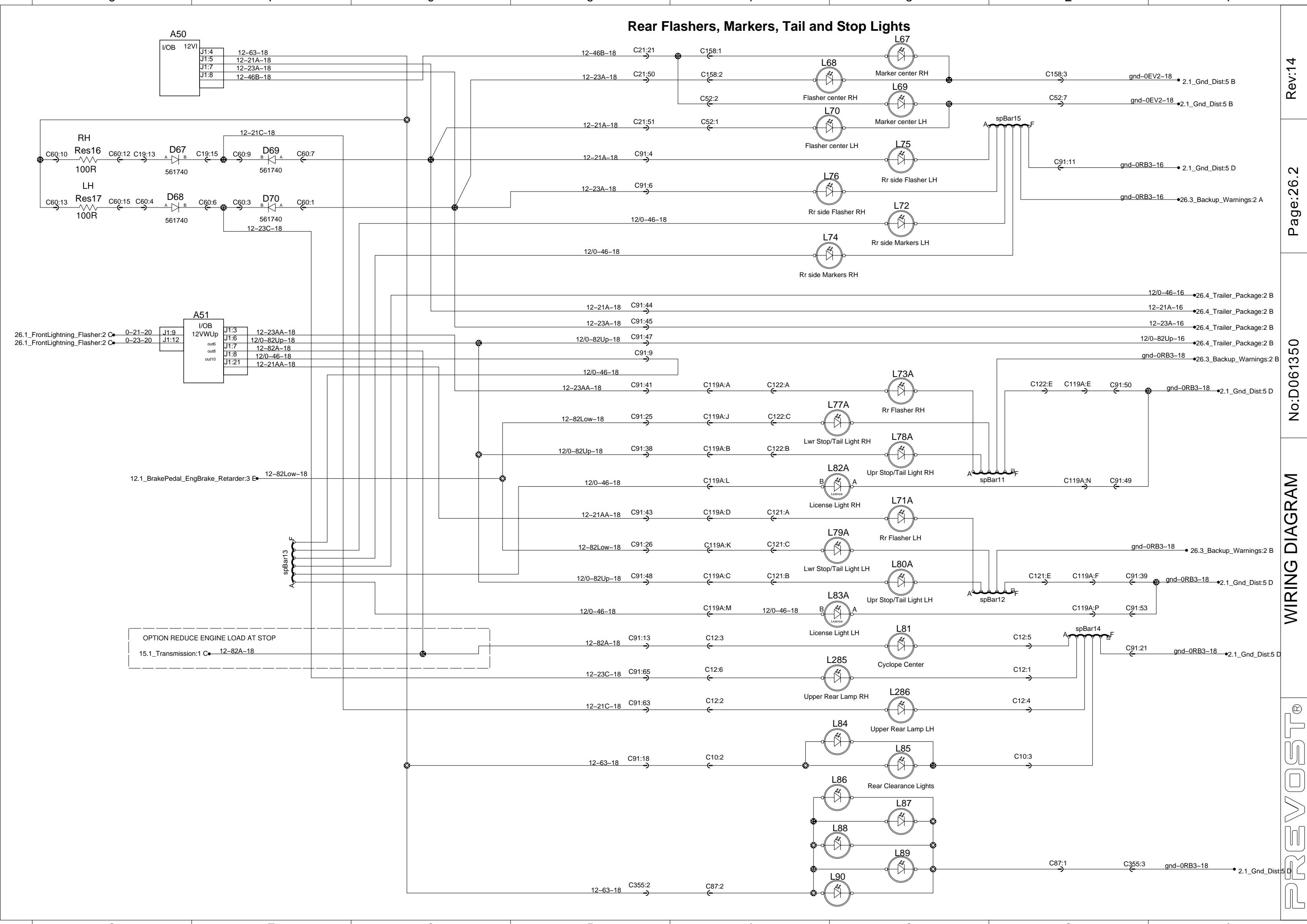
3

4

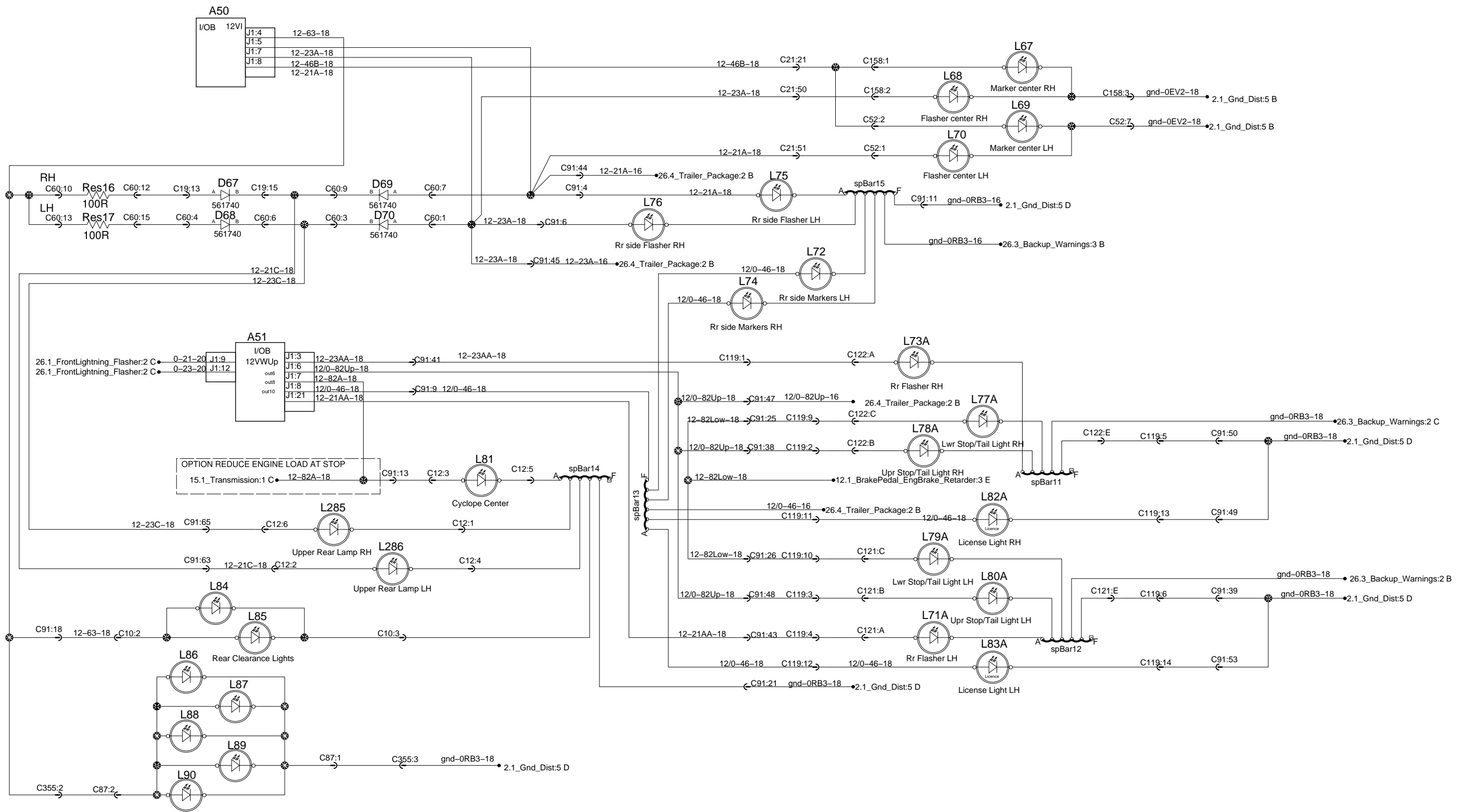
Rear Flashers, Markers, Tail and Stop Lights



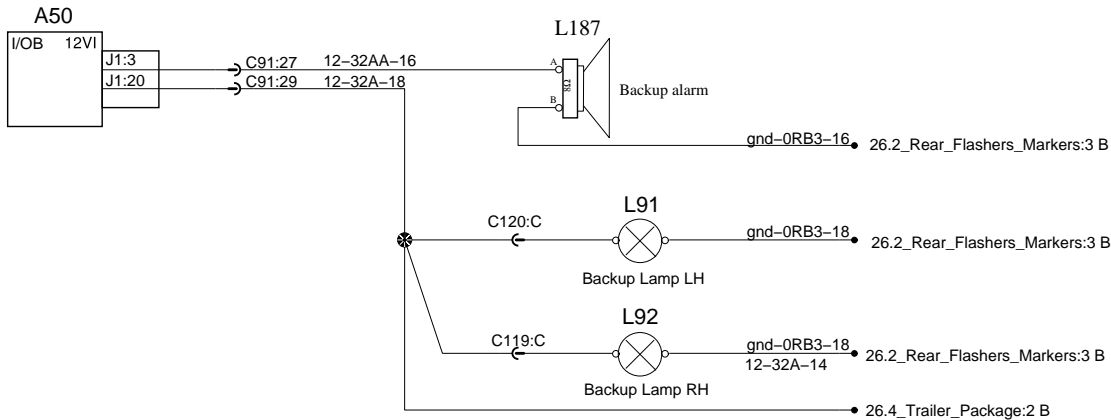
Rear Flashers, Markers, Tail and Stop Lights



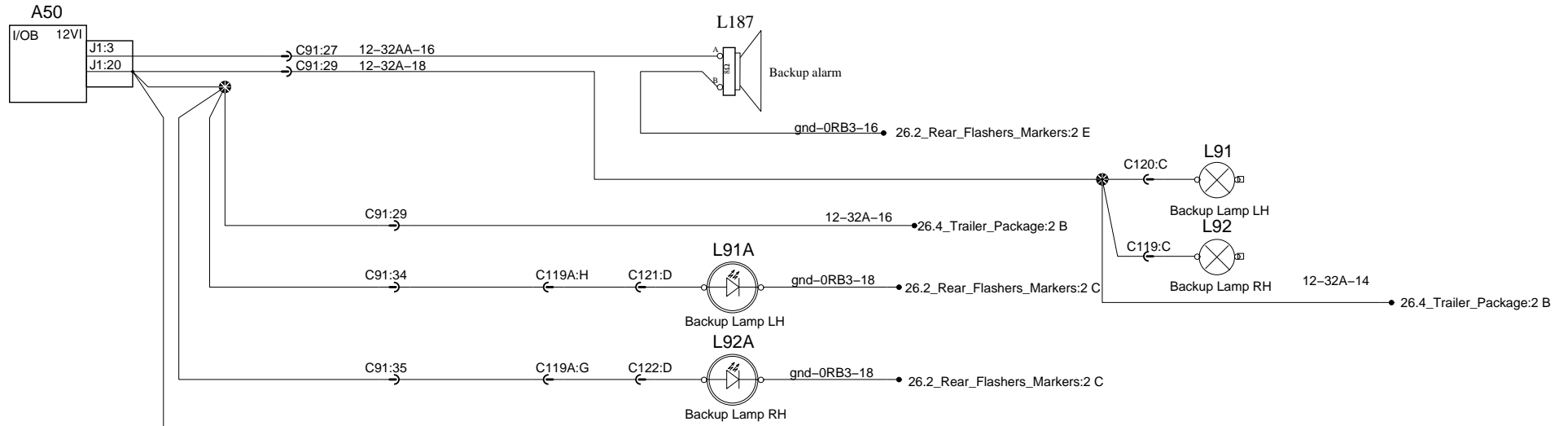
Rear Flashers, Markers, Tail and Stop Lights



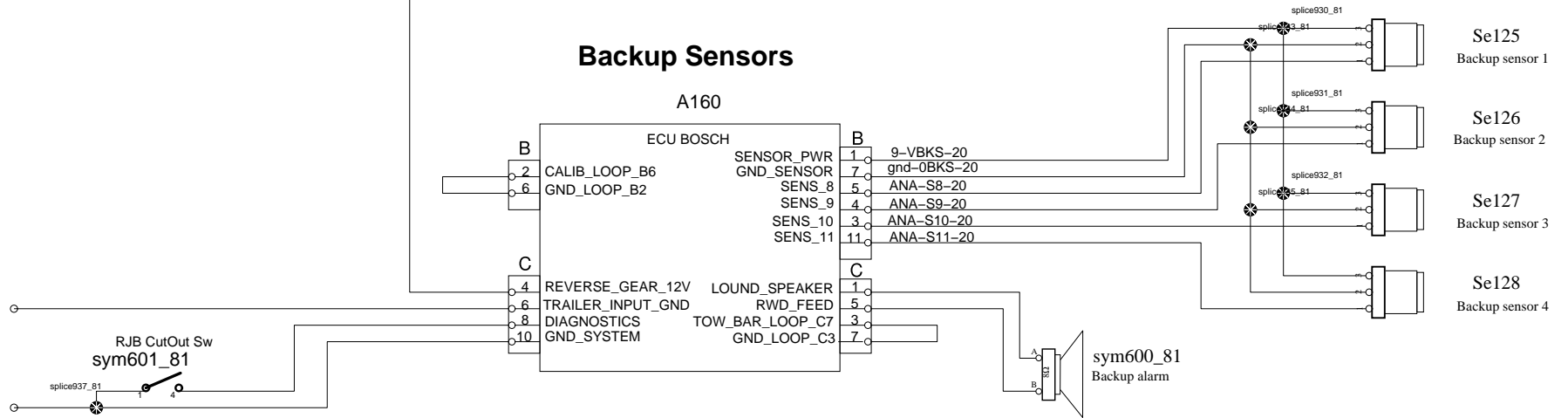
Backup warnings



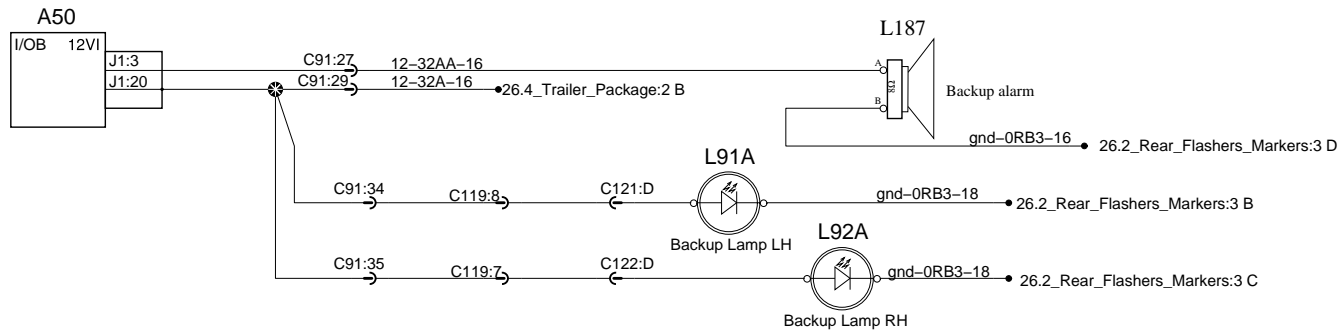
Backup warnings



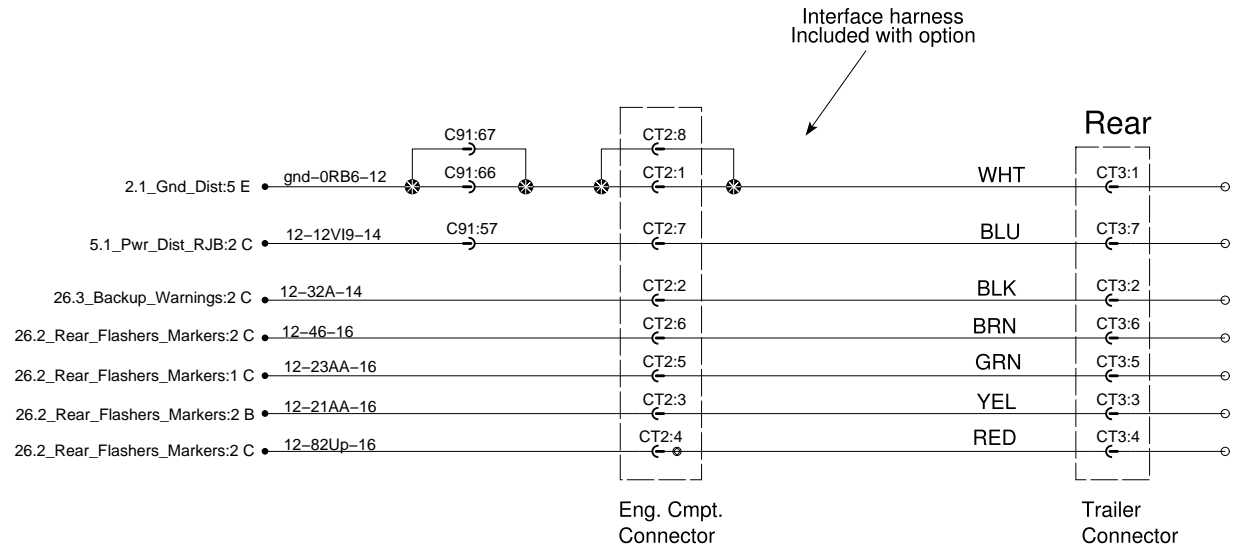
Backup Sensors



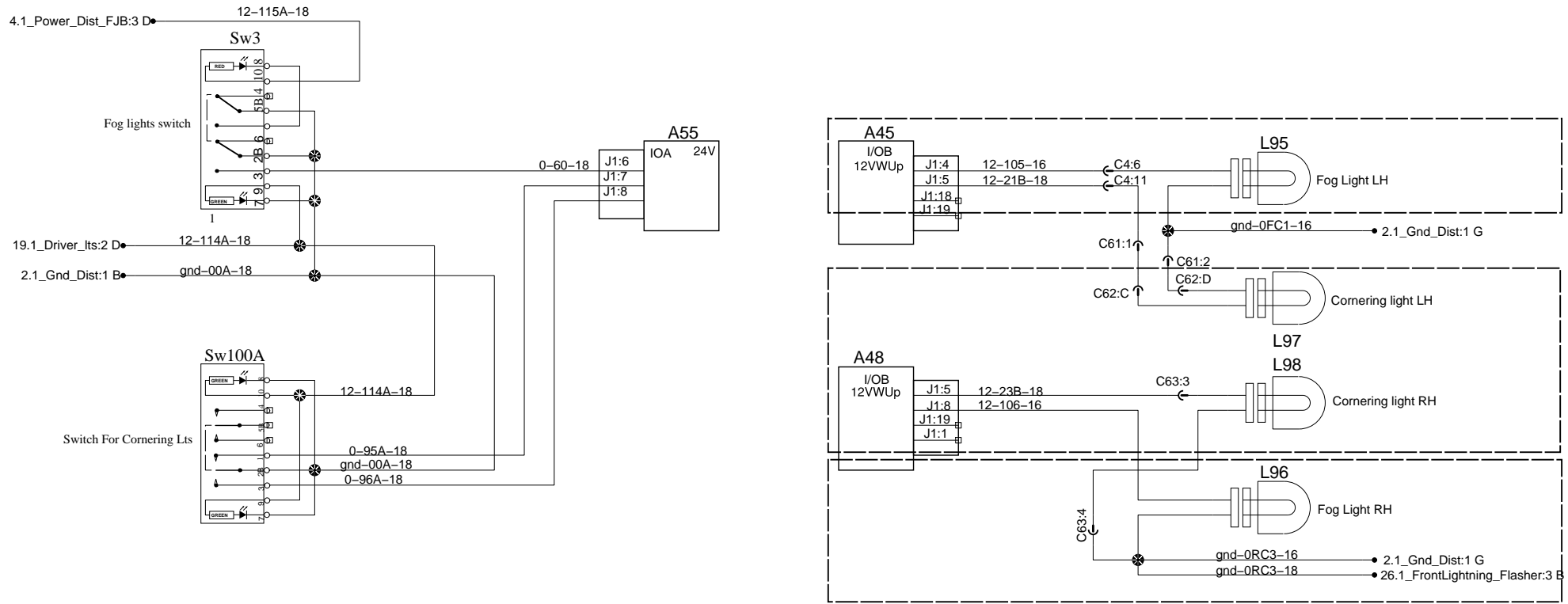
Backup warnings



Trailer Interface



CORNERING AND FOG LIGHTS (OPTION)

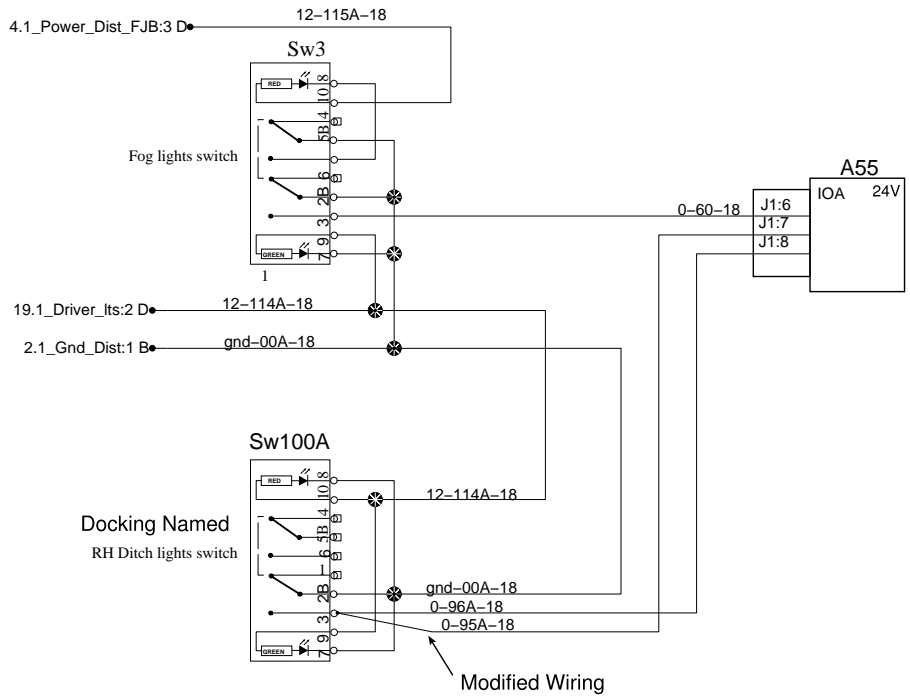


Option

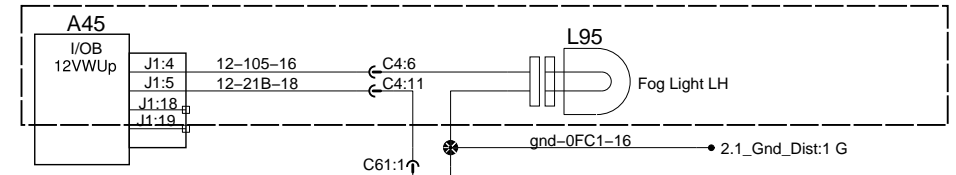
Option

Option

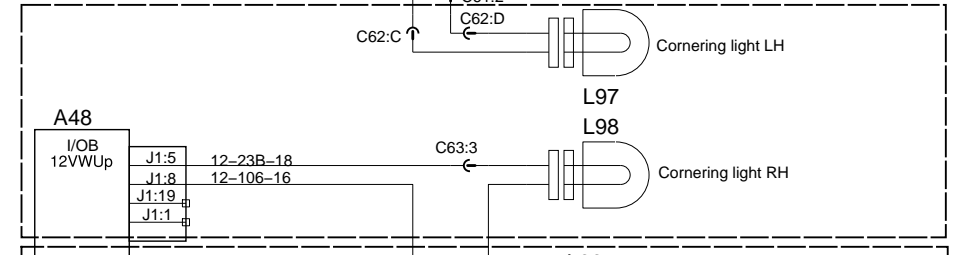
CORNERING AND FOG LIGHTS (OPTION)



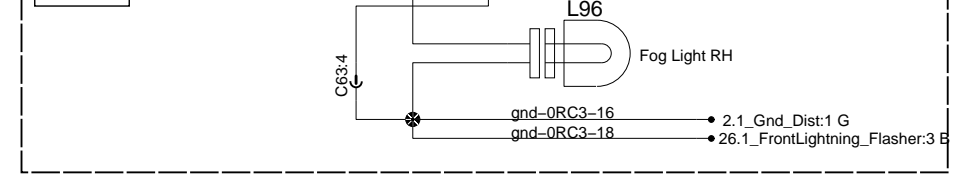
Control Cornering light RH and Docking light Rear RH



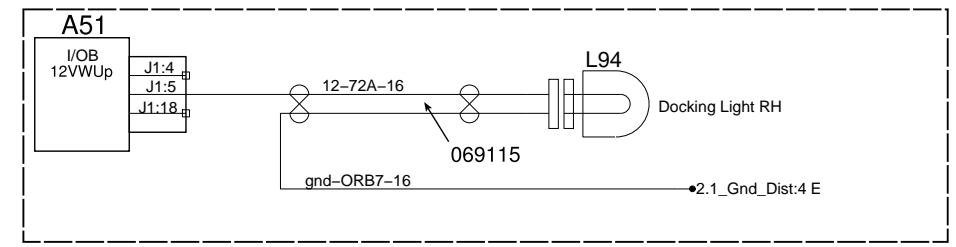
Option



Option



Option



Option

0

1

2

3

4

Window Ajar

A

A

B

B

C

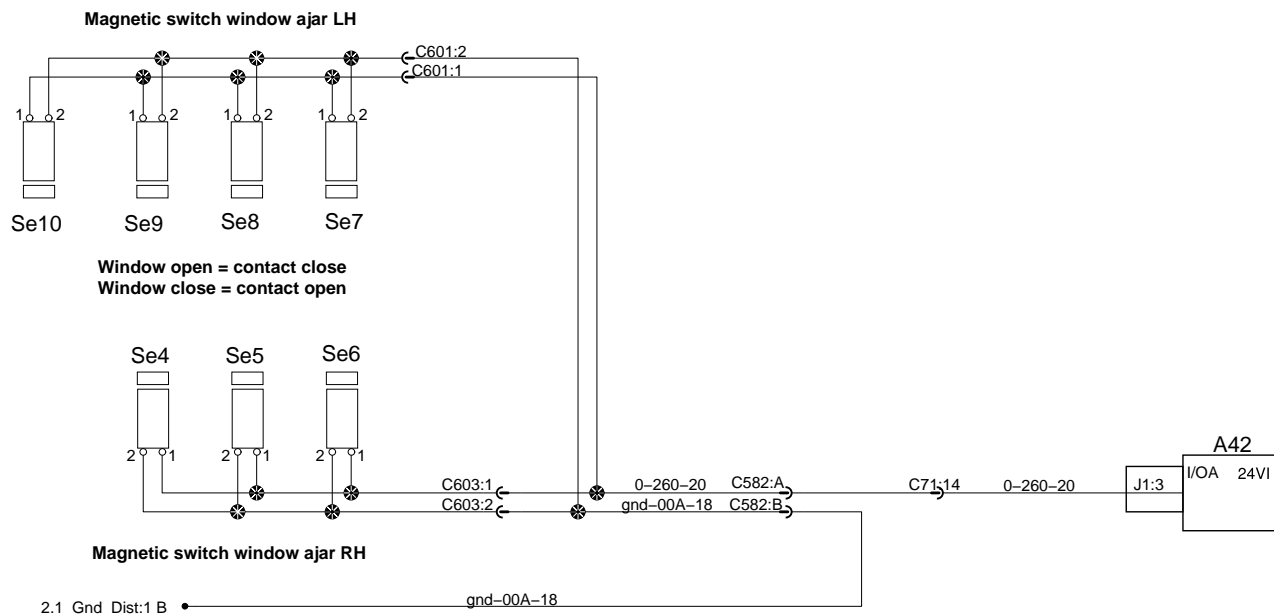
C

D

D

E

E



0

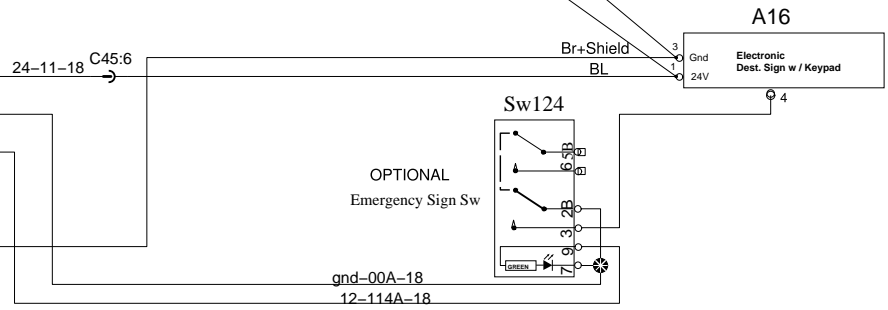
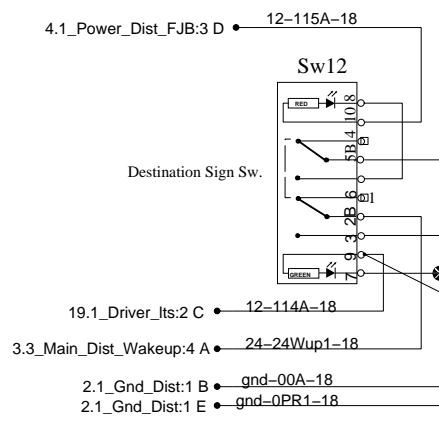
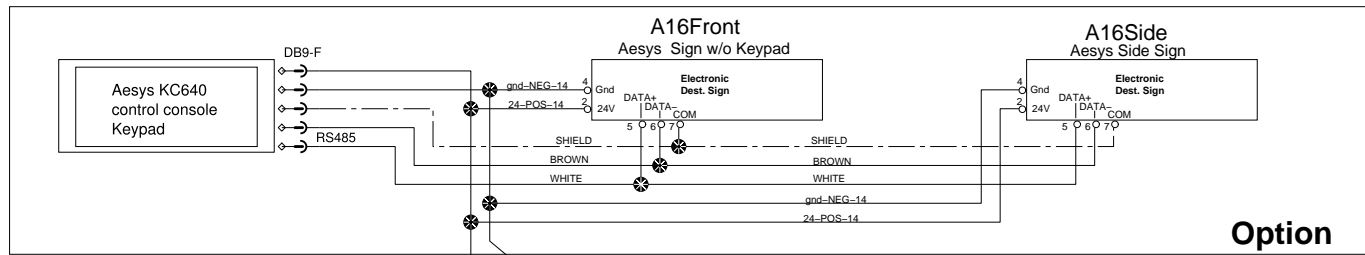
1

2

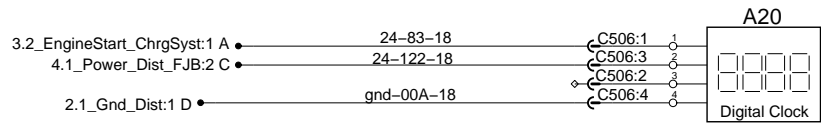
3

4

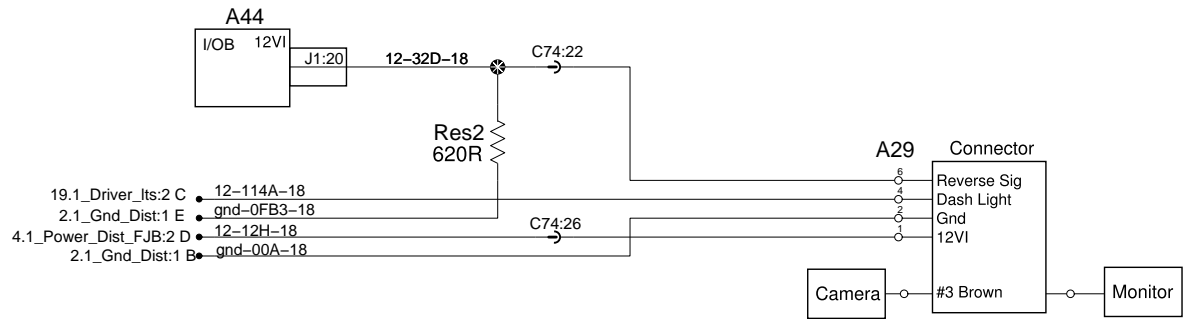
Electronic Destination Sign



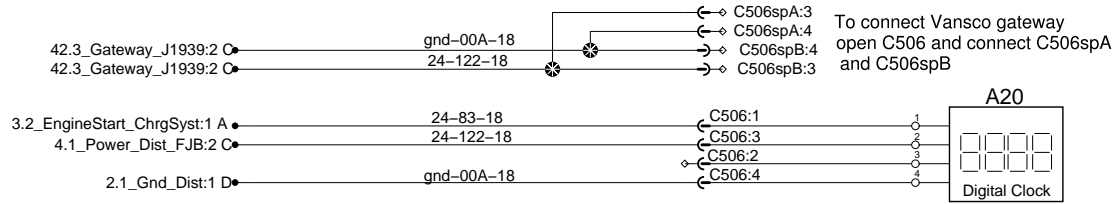
Digital Clock



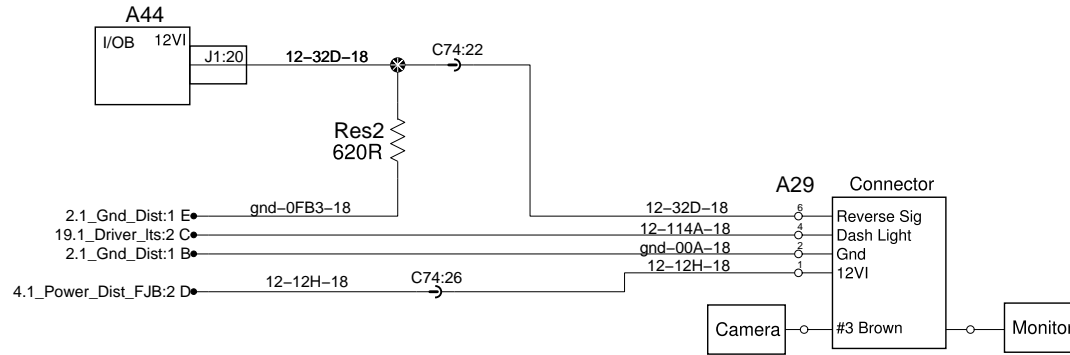
Back-up Camera



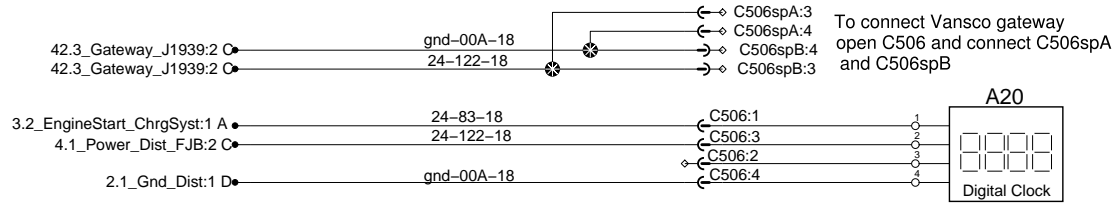
12/24 Hour Digital Clock



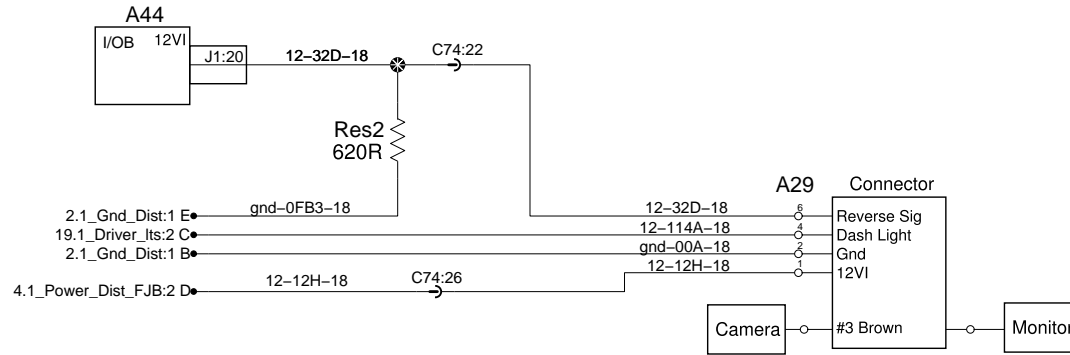
Back-up Camera



12/24 Hour Digital Clock

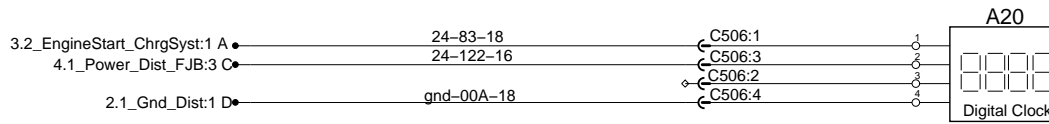


Back-up Camera

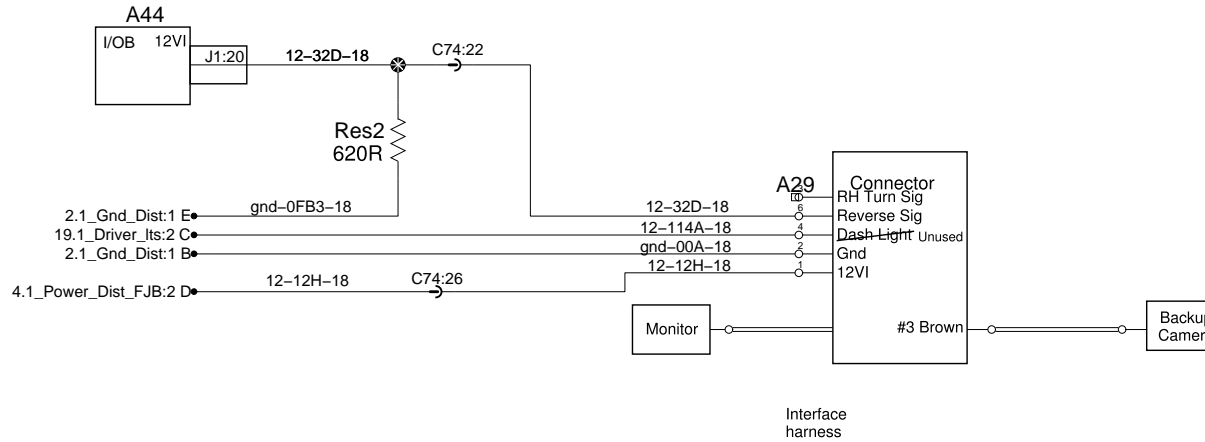


12/24 Hour Digital Clock

GLI - Gateway see page 42.3 SP1

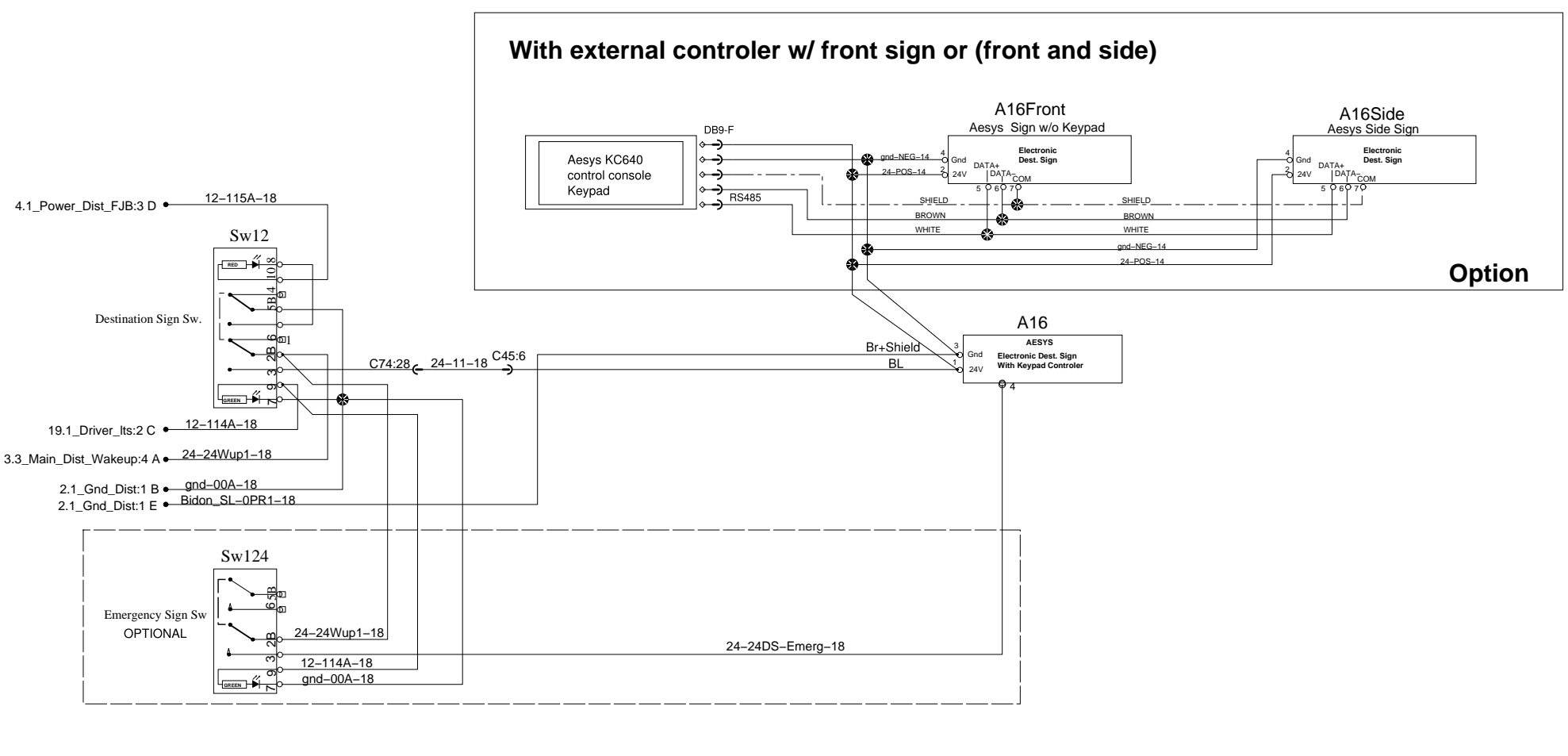


Back-up Camera



Electronic Destination Signs

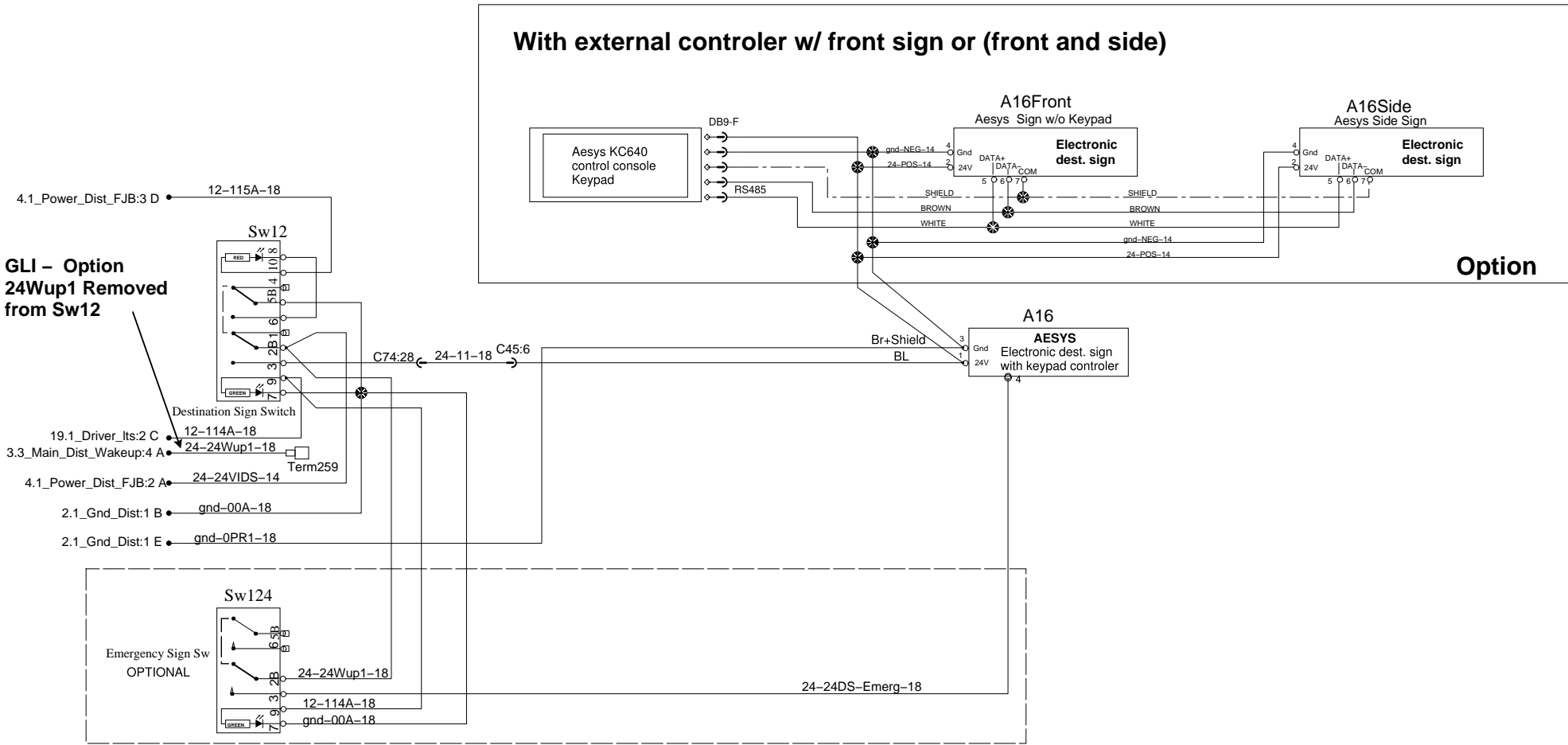
With external controller w/ front sign or (front and side)



Option

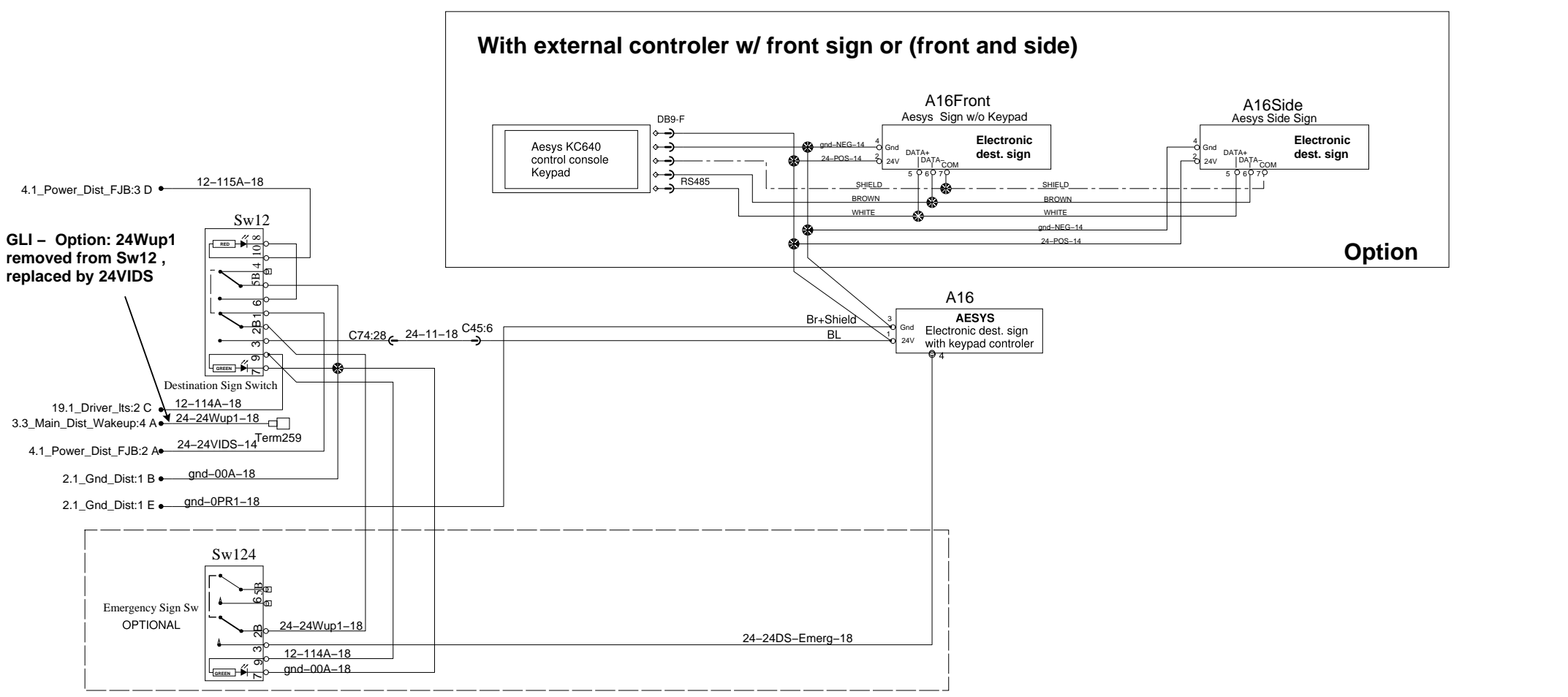
Electronic Destination Signs

With external controller w/ front sign or (front and side)



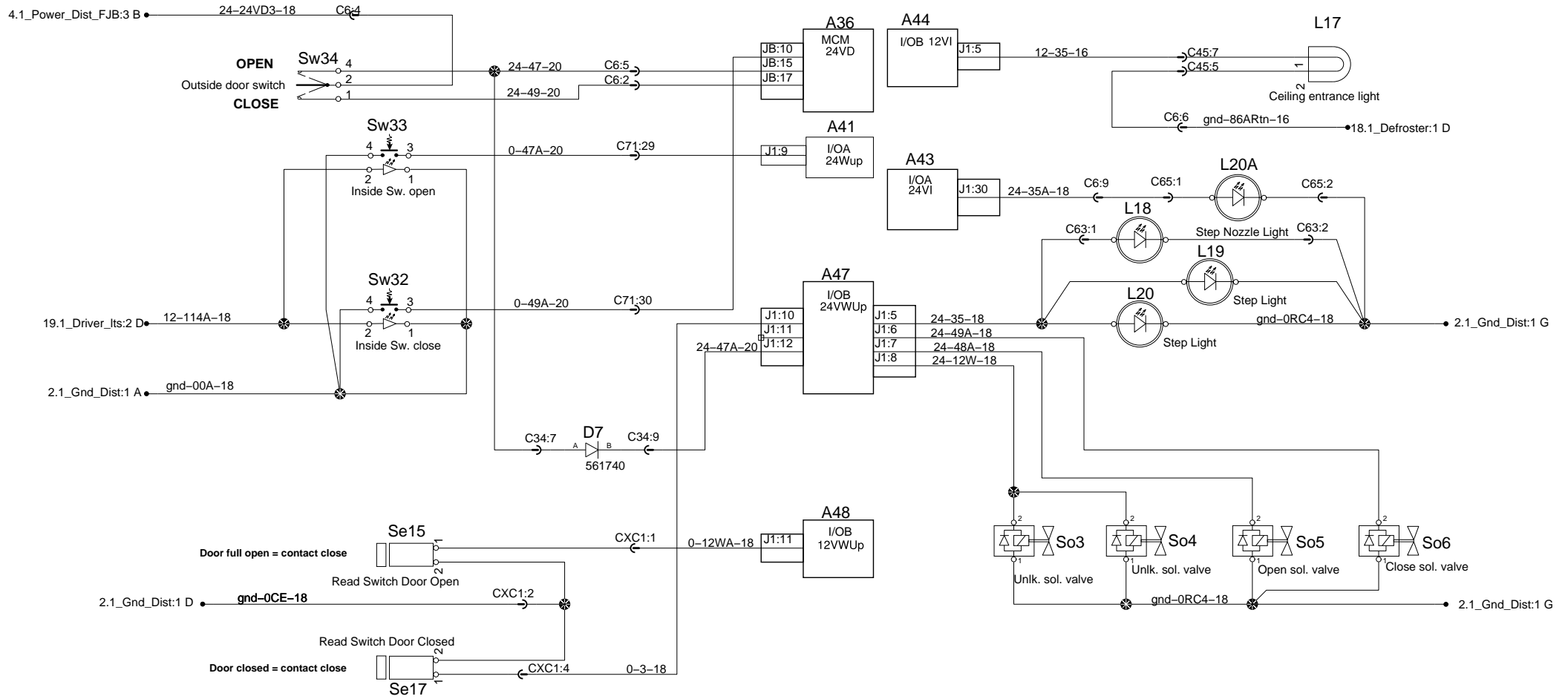
Electronic Destination Signs

With external controller w/ front sign or (front and side)

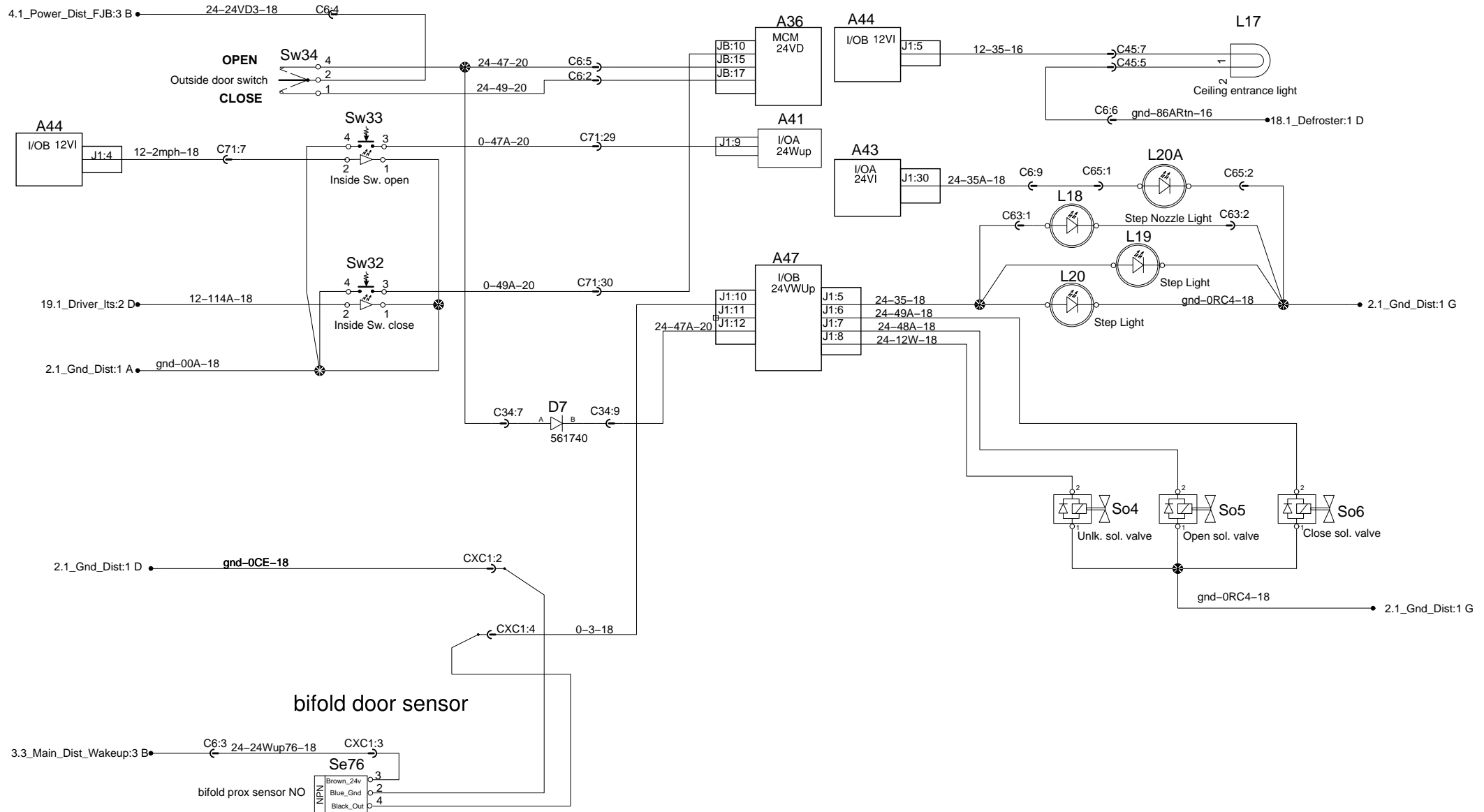


Option

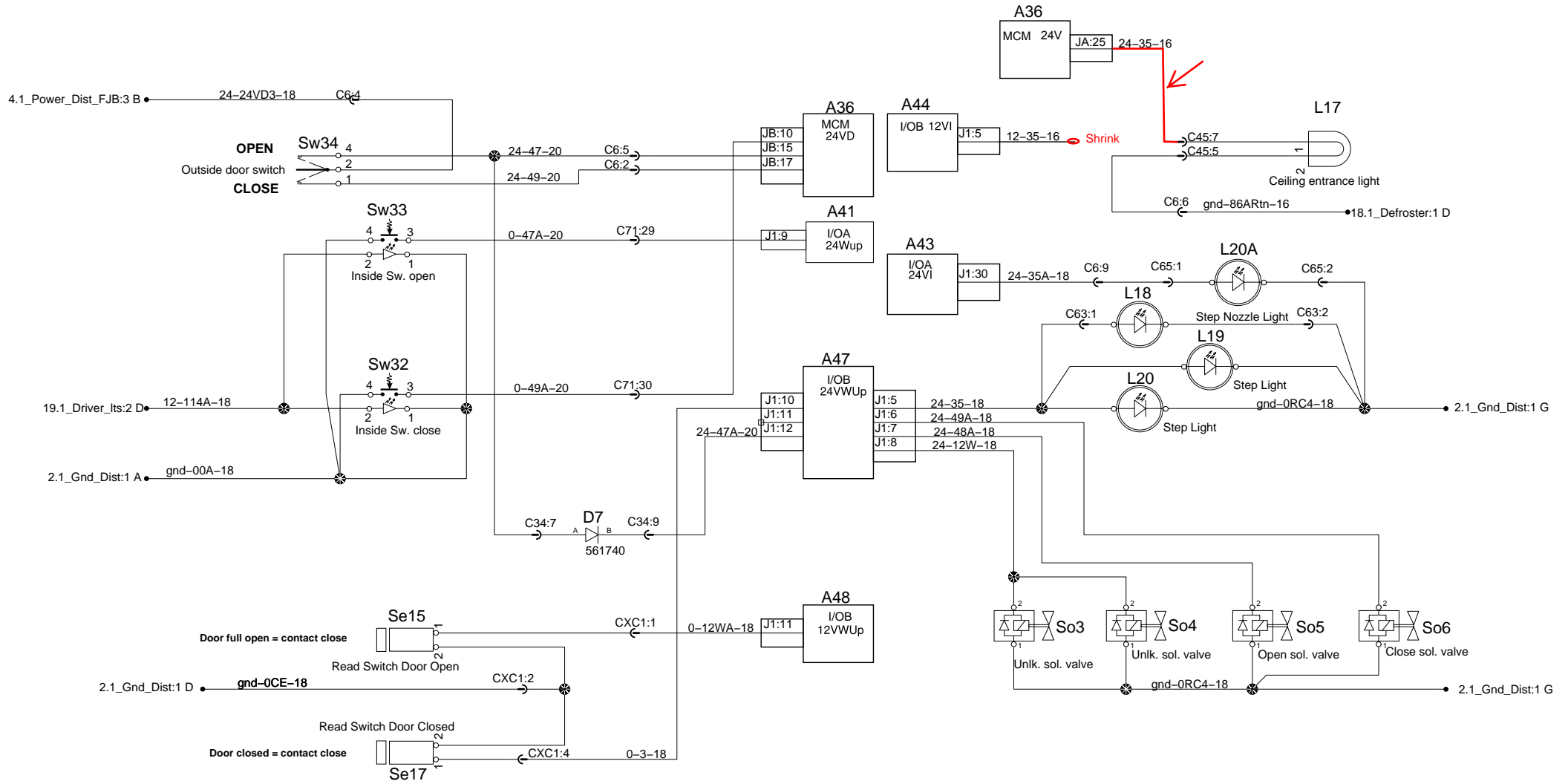
Entrance door



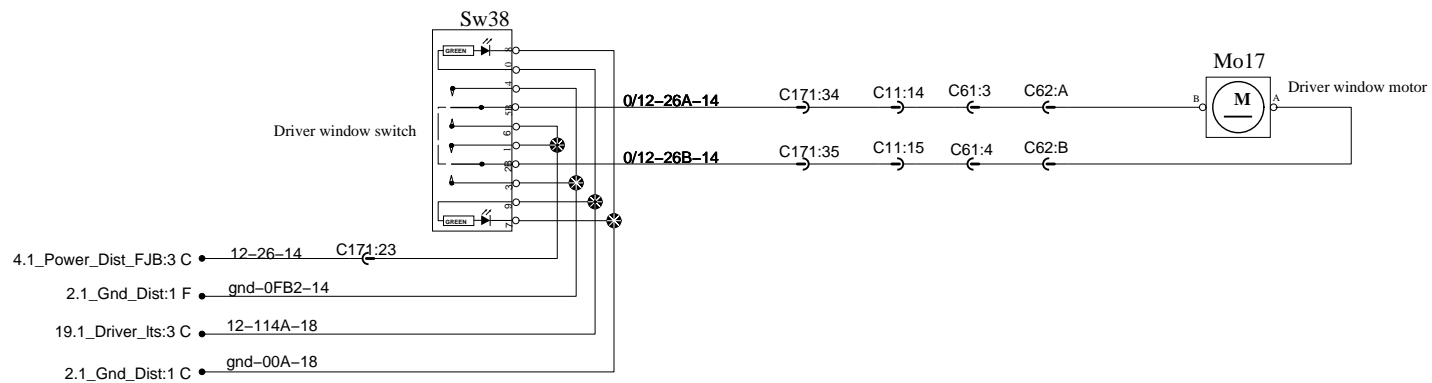
Entrance door bifold



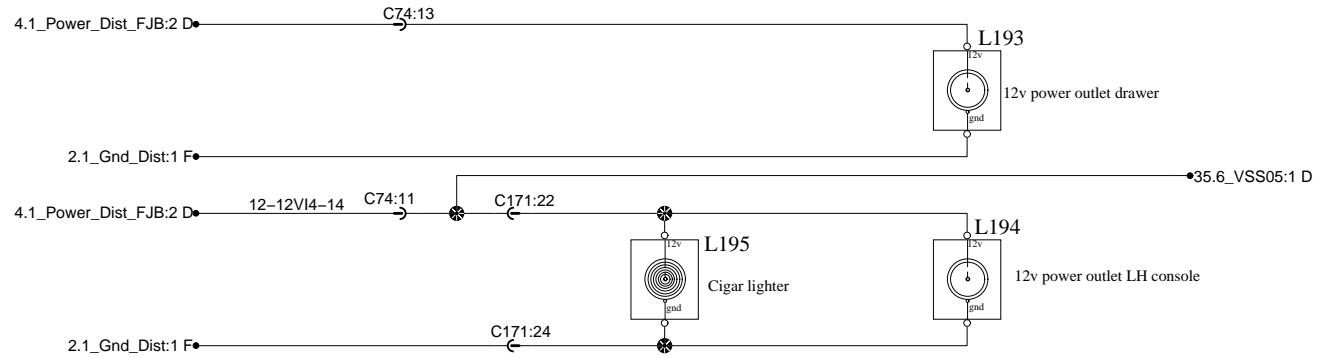
Entrance door



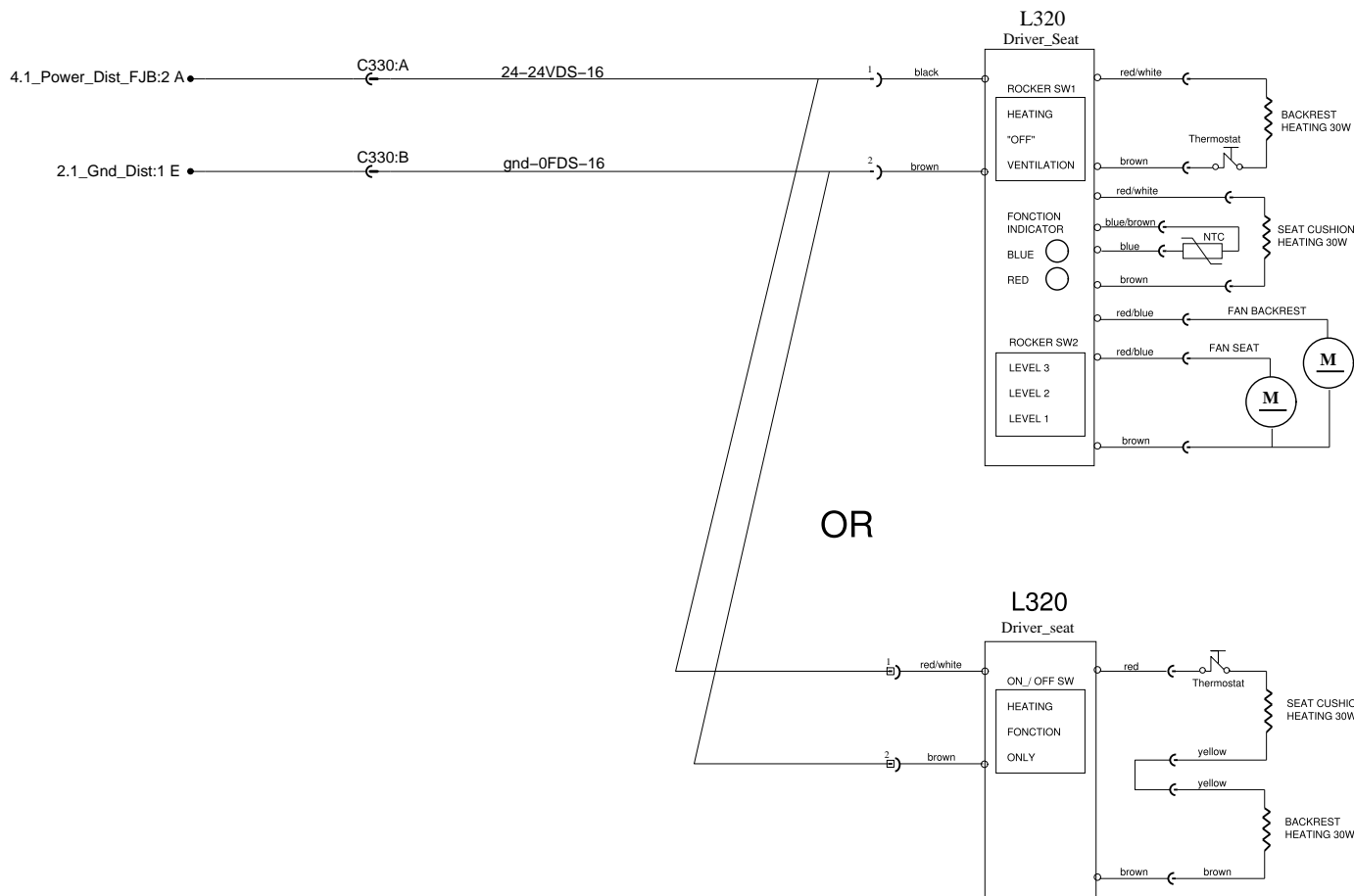
Driver Window



12V Outlet



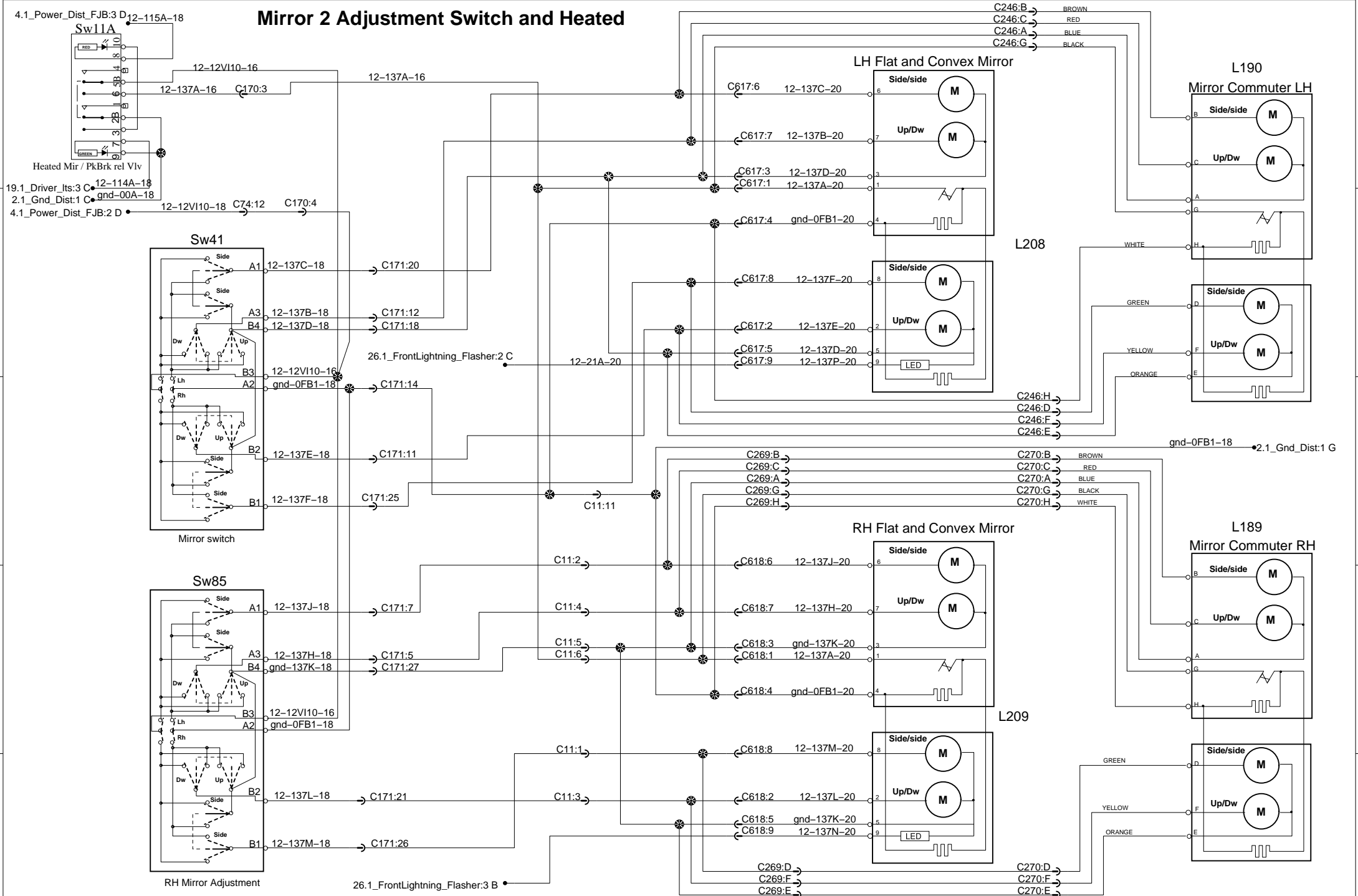
DRIVER SEAT: ELECTRICAL OPTIONS



HEATING AND VENTILATION

HEATING ELEMENTS ONLY

Mirror 2 Adjustment Switch and Heated



0

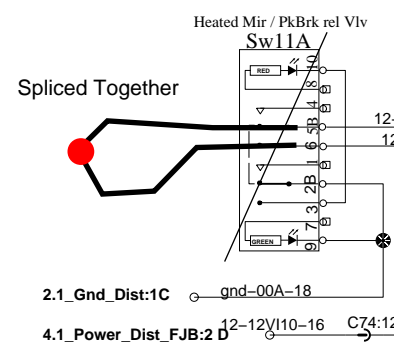
1

2

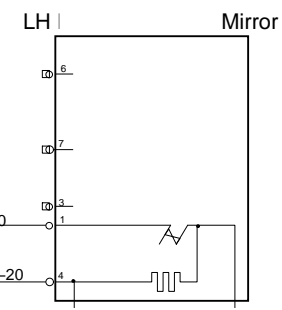
3

4

Mirrors w/heated element only



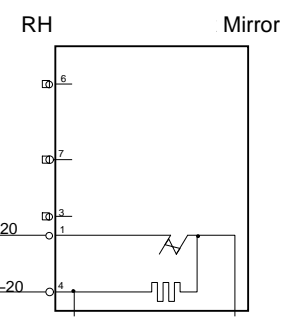
Without Sw11A
Add an external jumper
between pin 5B & 6



L208

MIRROR ELECTRIC HEATERS ARE
POWERED DIRECT FROM 12VI10
SEE FRONT JCT COMPT FUSE BOX

gnd-0FB1-18 2.1_Gnd_Dist:2 F



L209

0

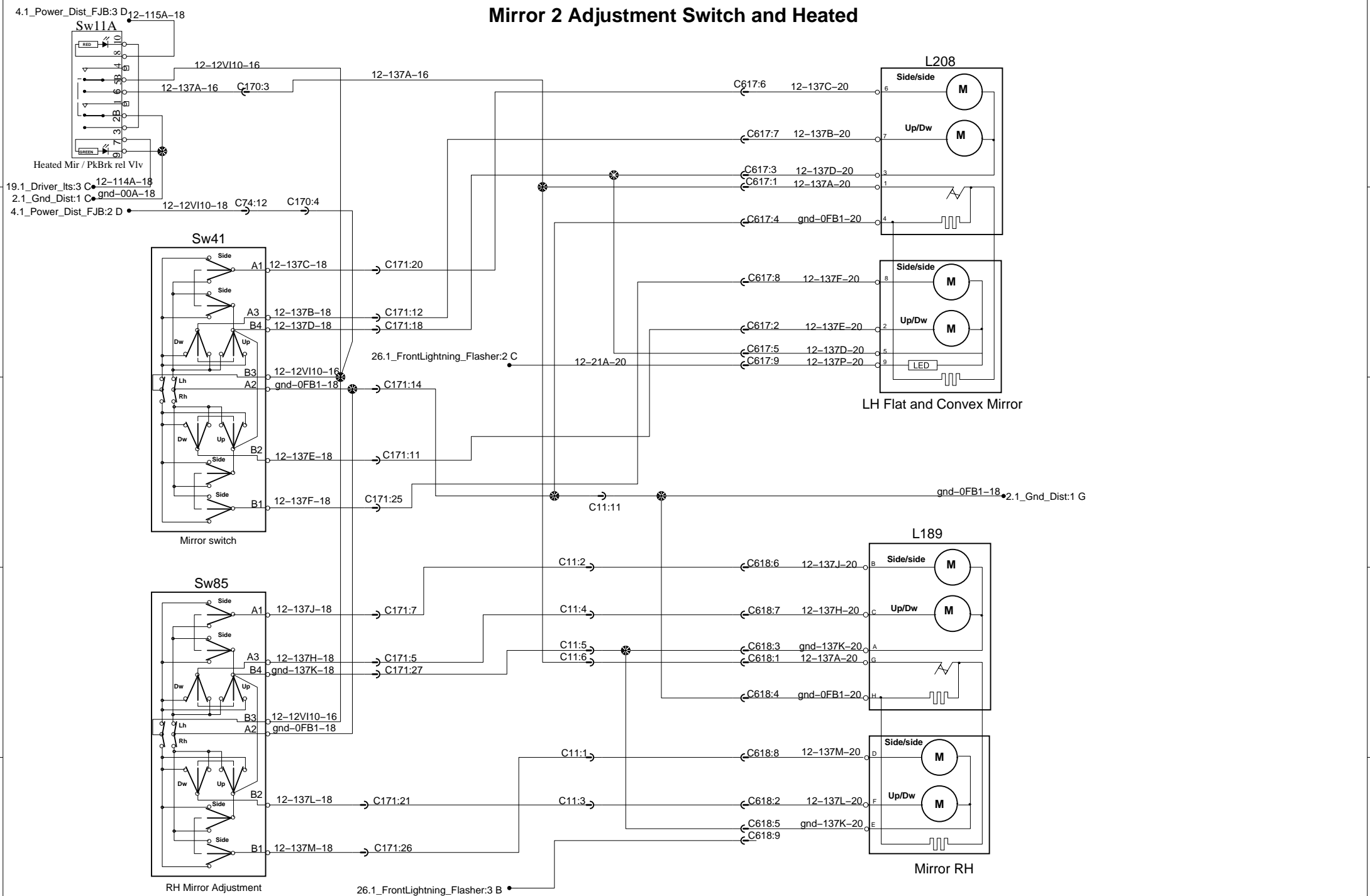
1

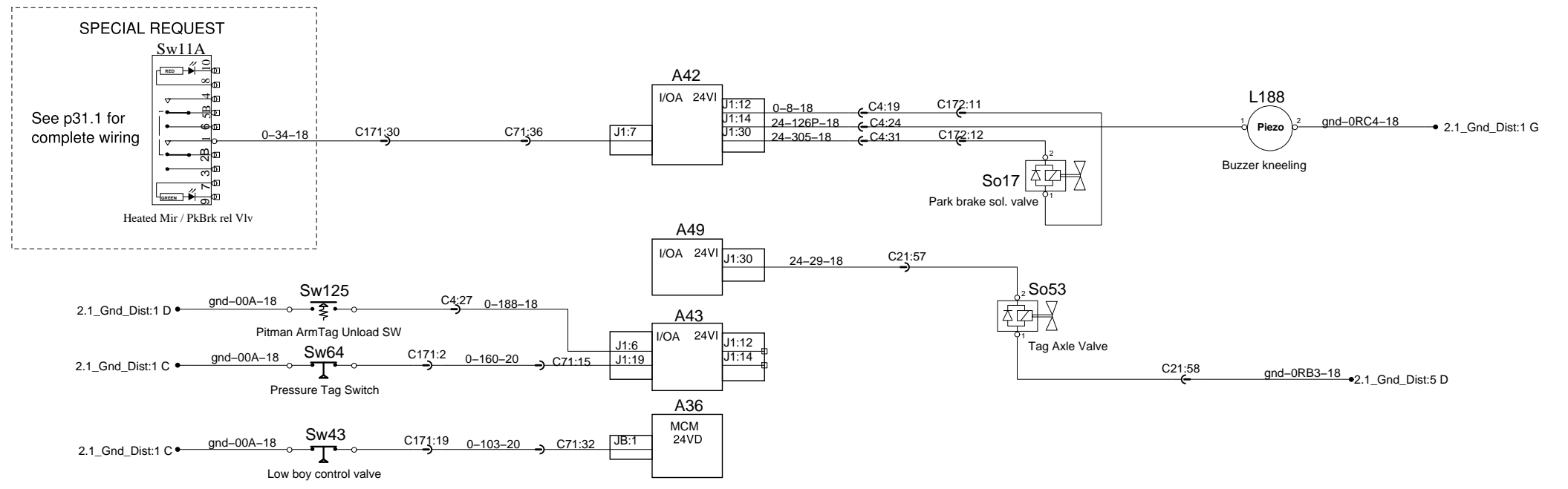
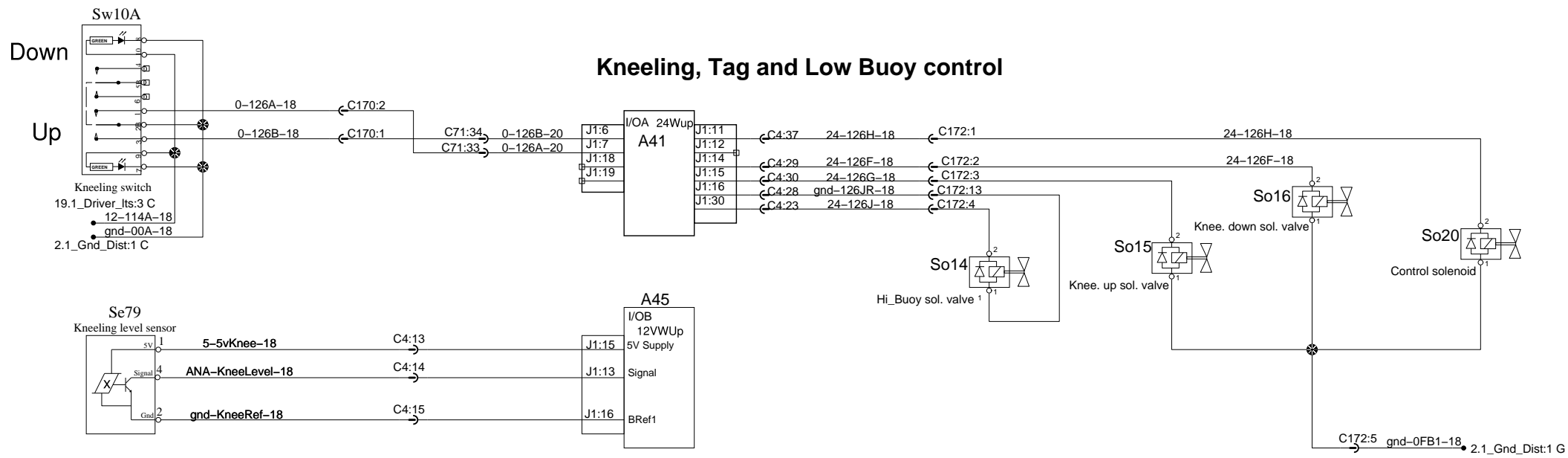
2

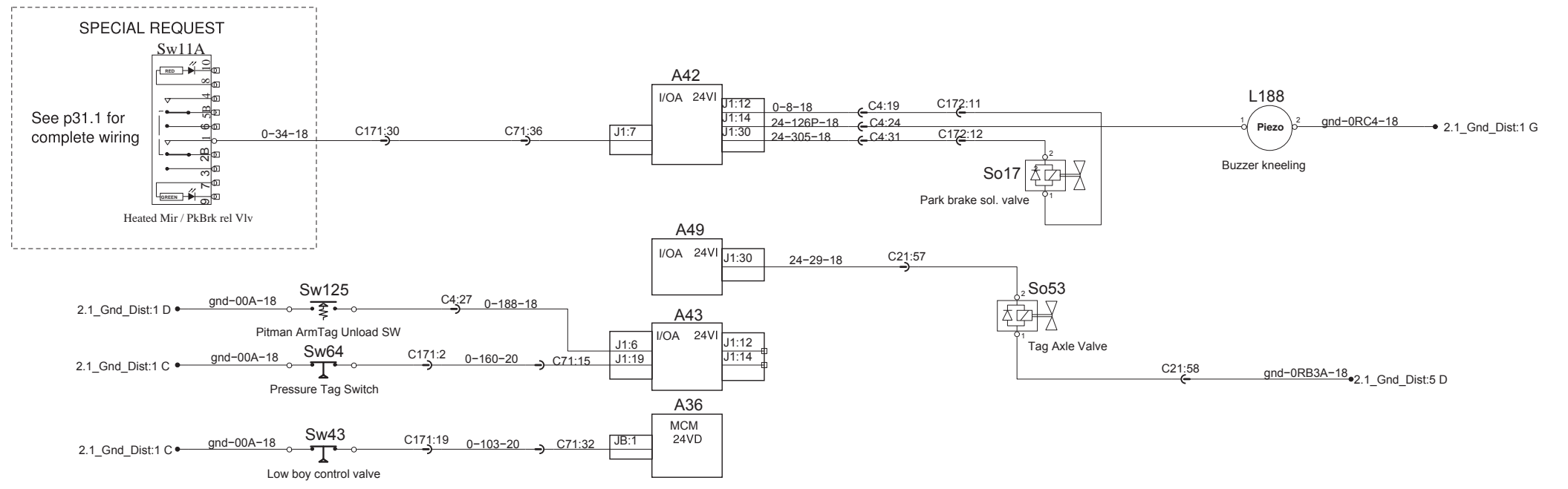
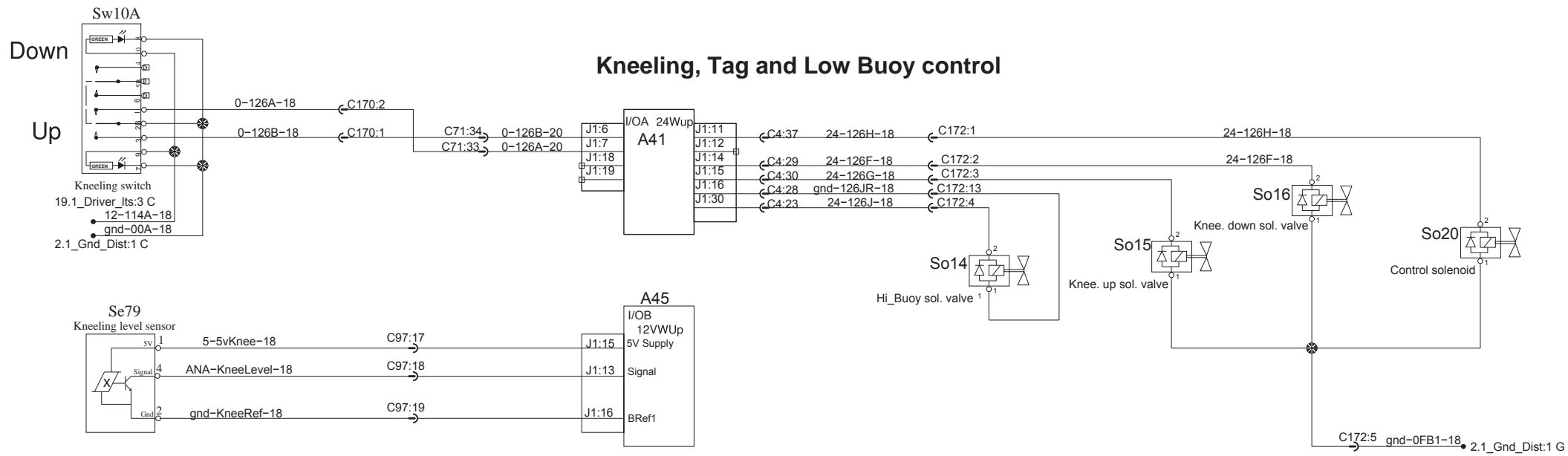
3

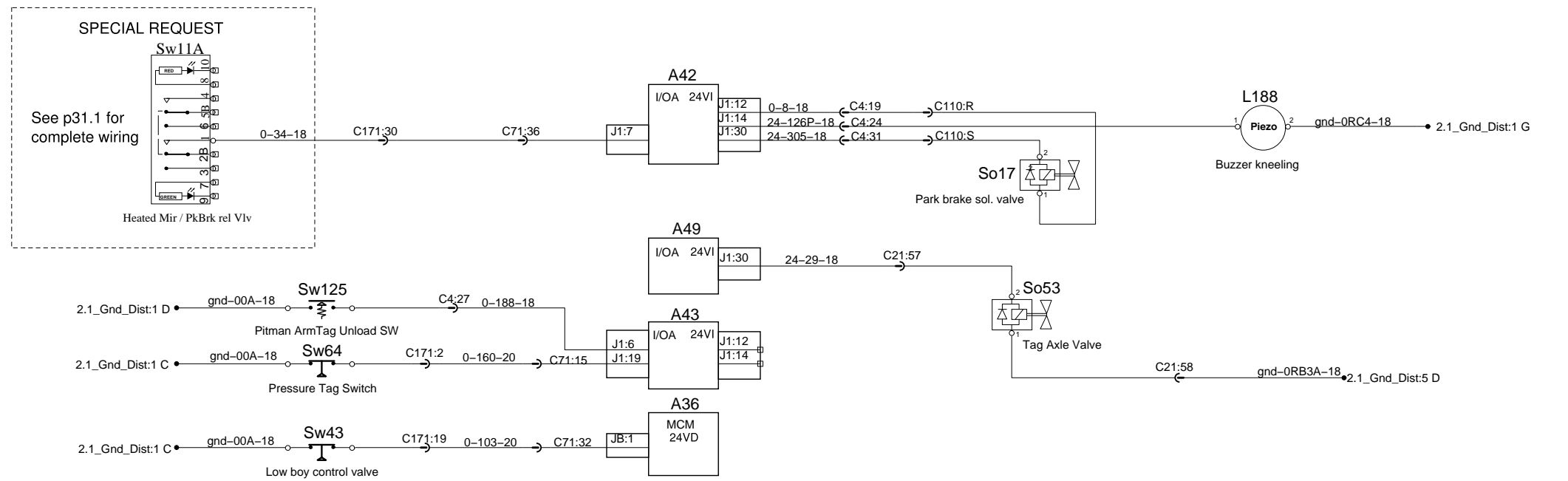
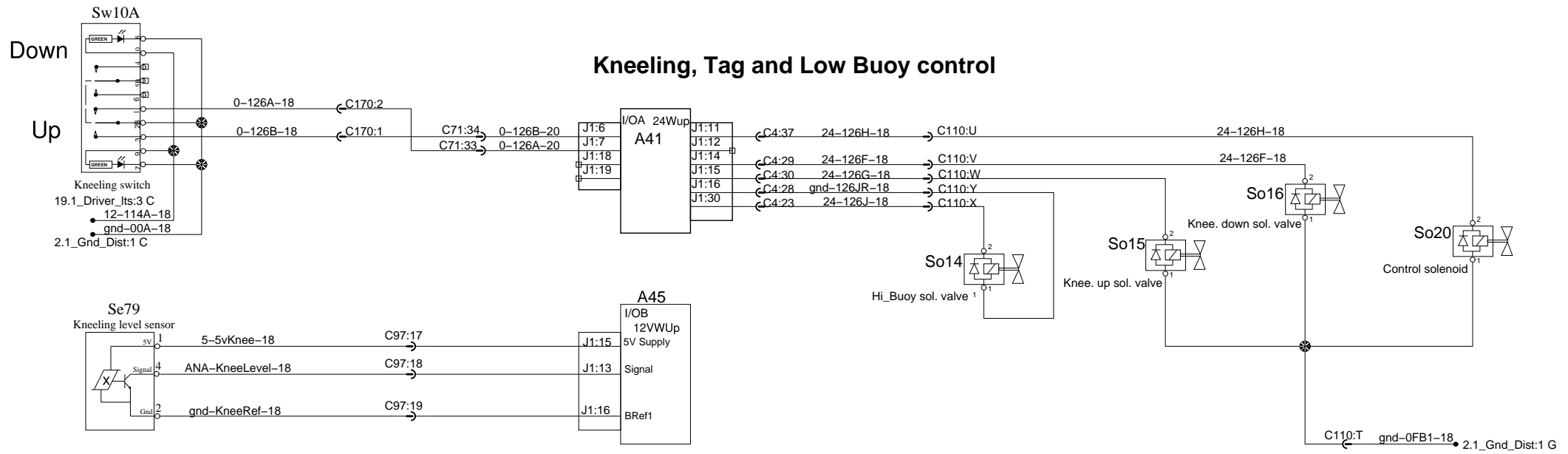
4

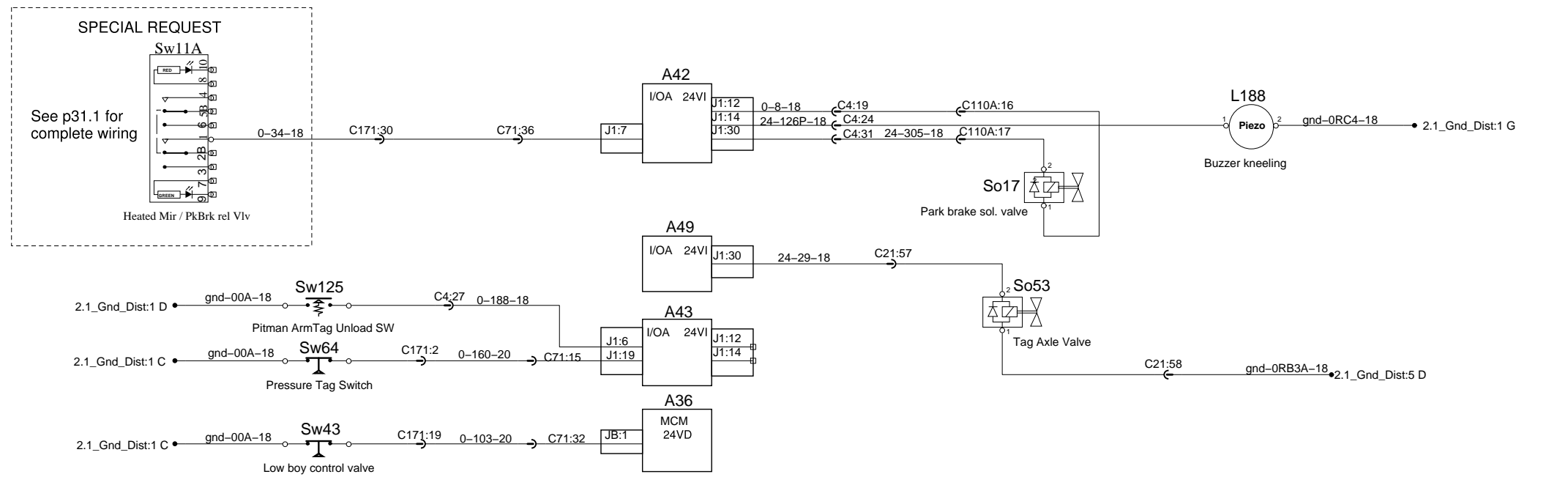
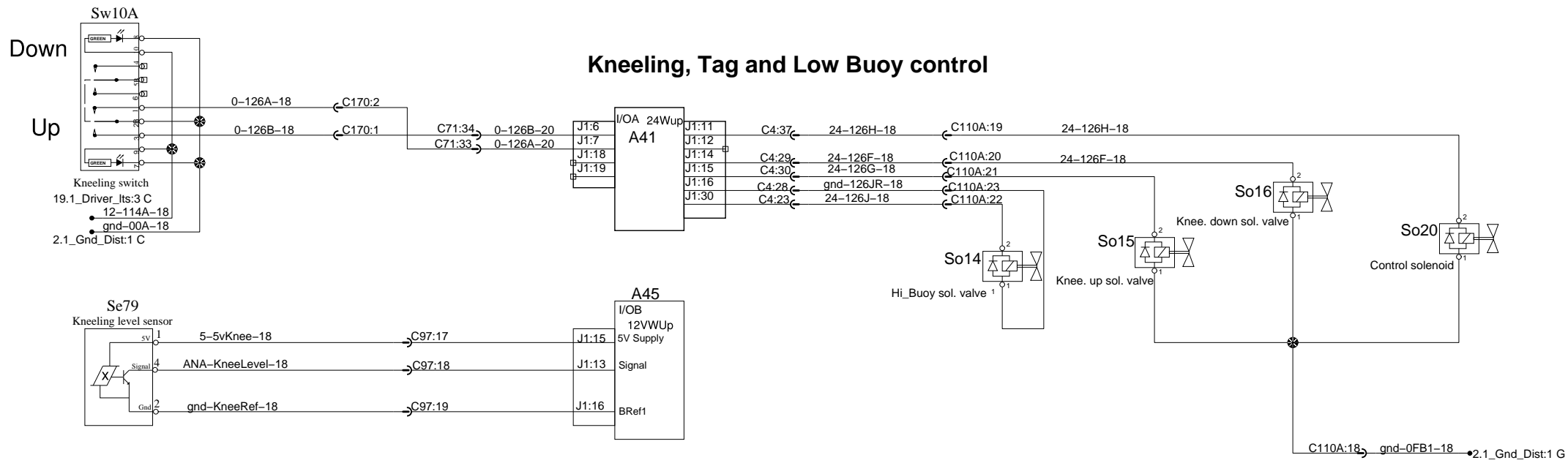
Mirror 2 Adjustment Switch and Heated





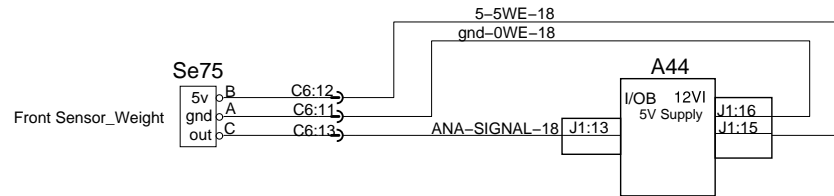




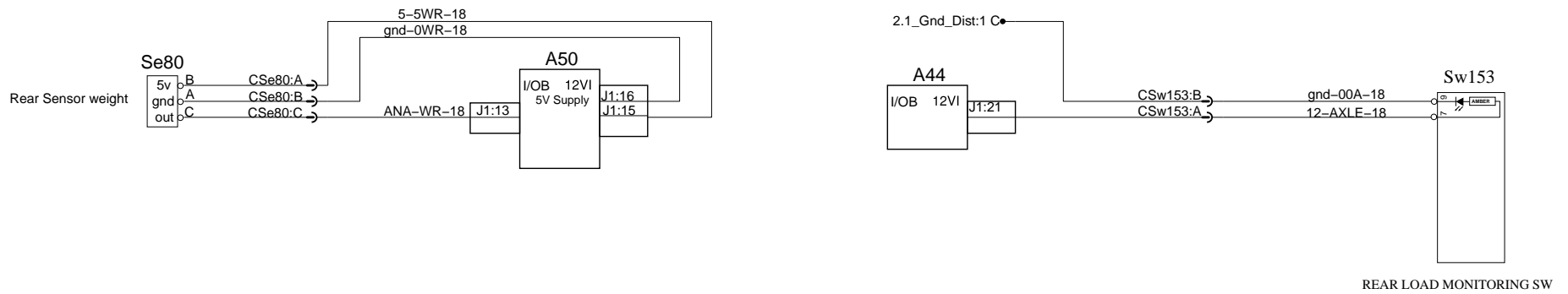


Indicator Light Weight

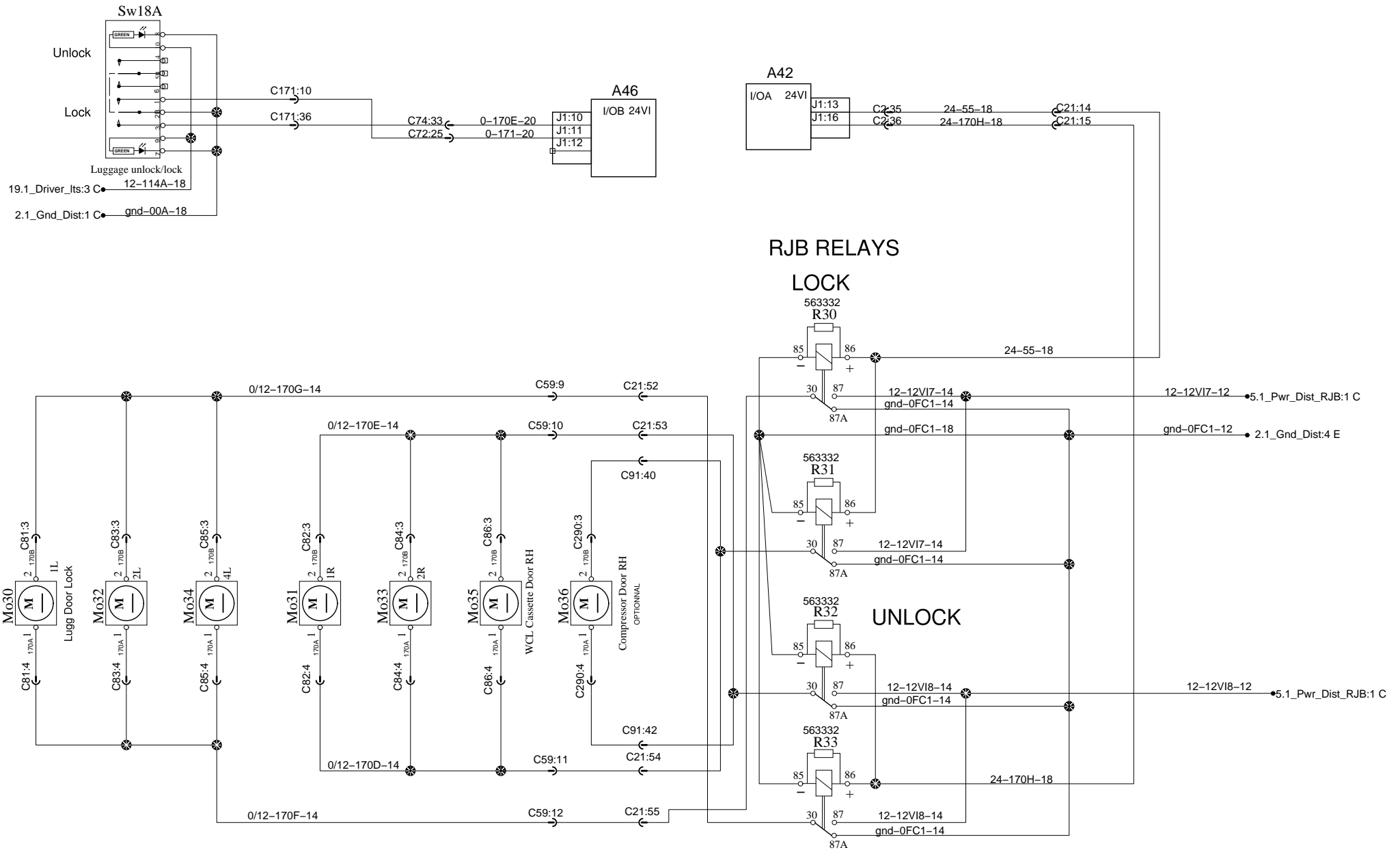
Front axle



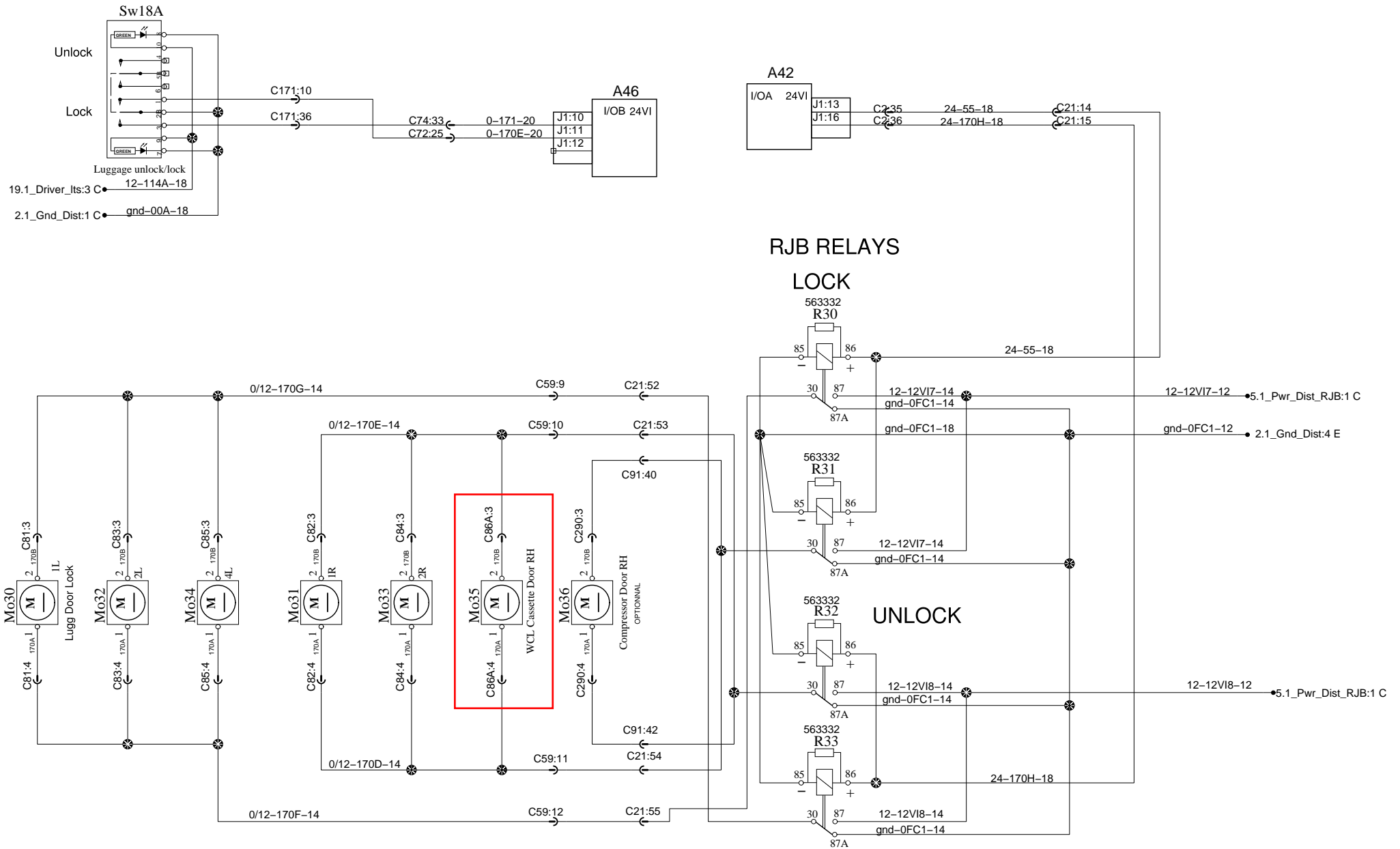
Rear axle



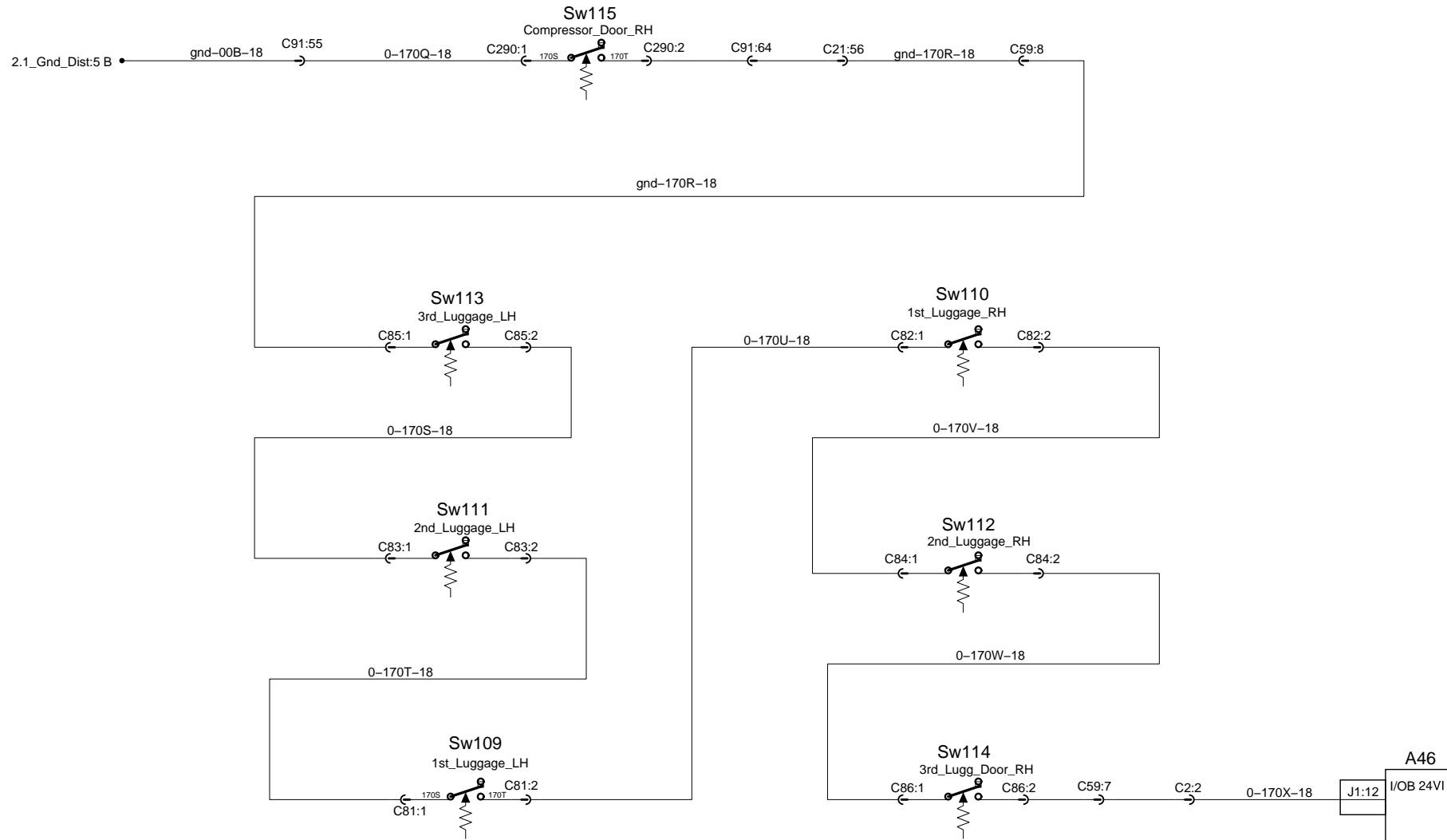
Luggage door Lock/Unlock



Luggage door Lock/Unlock

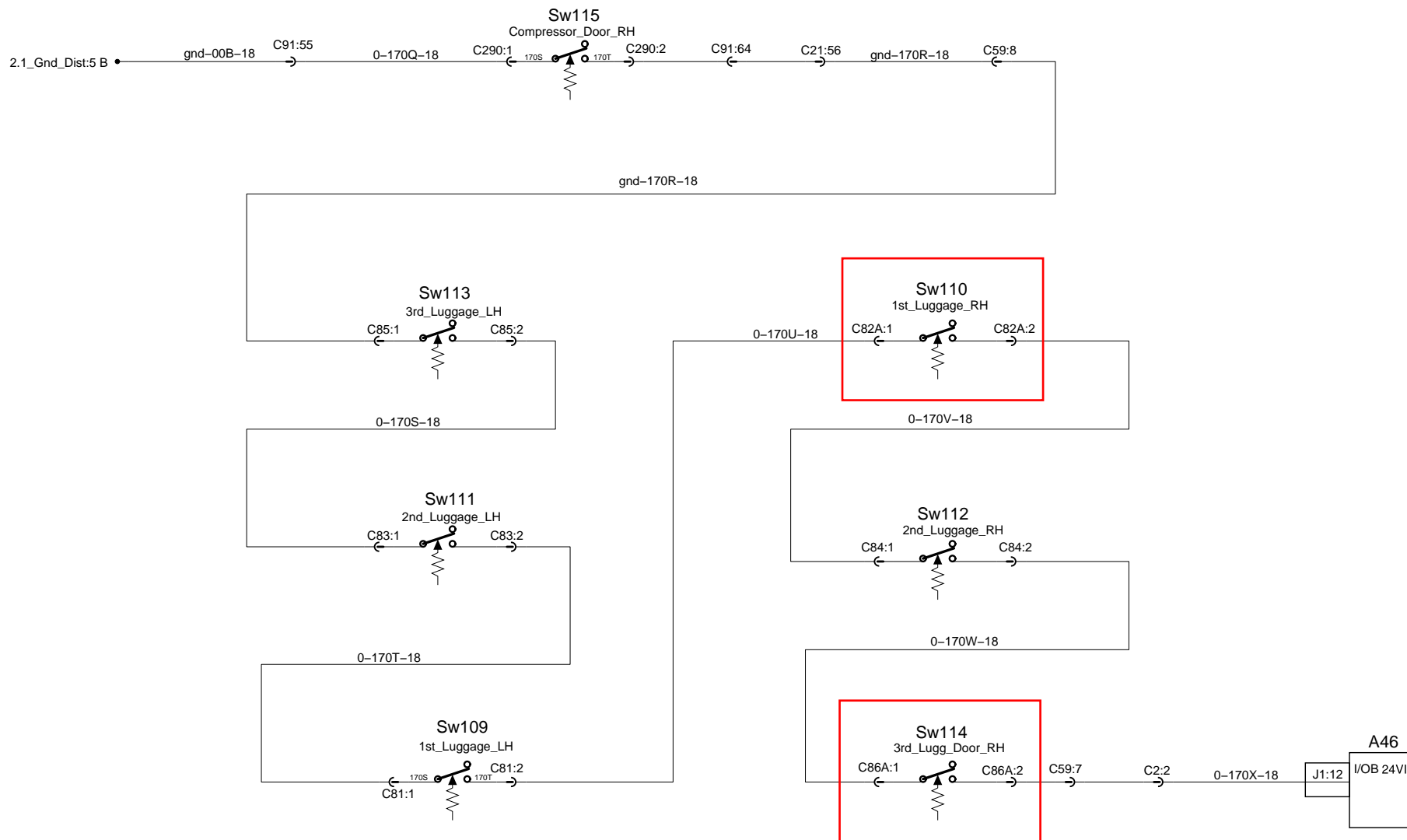


Luggage door lock switches

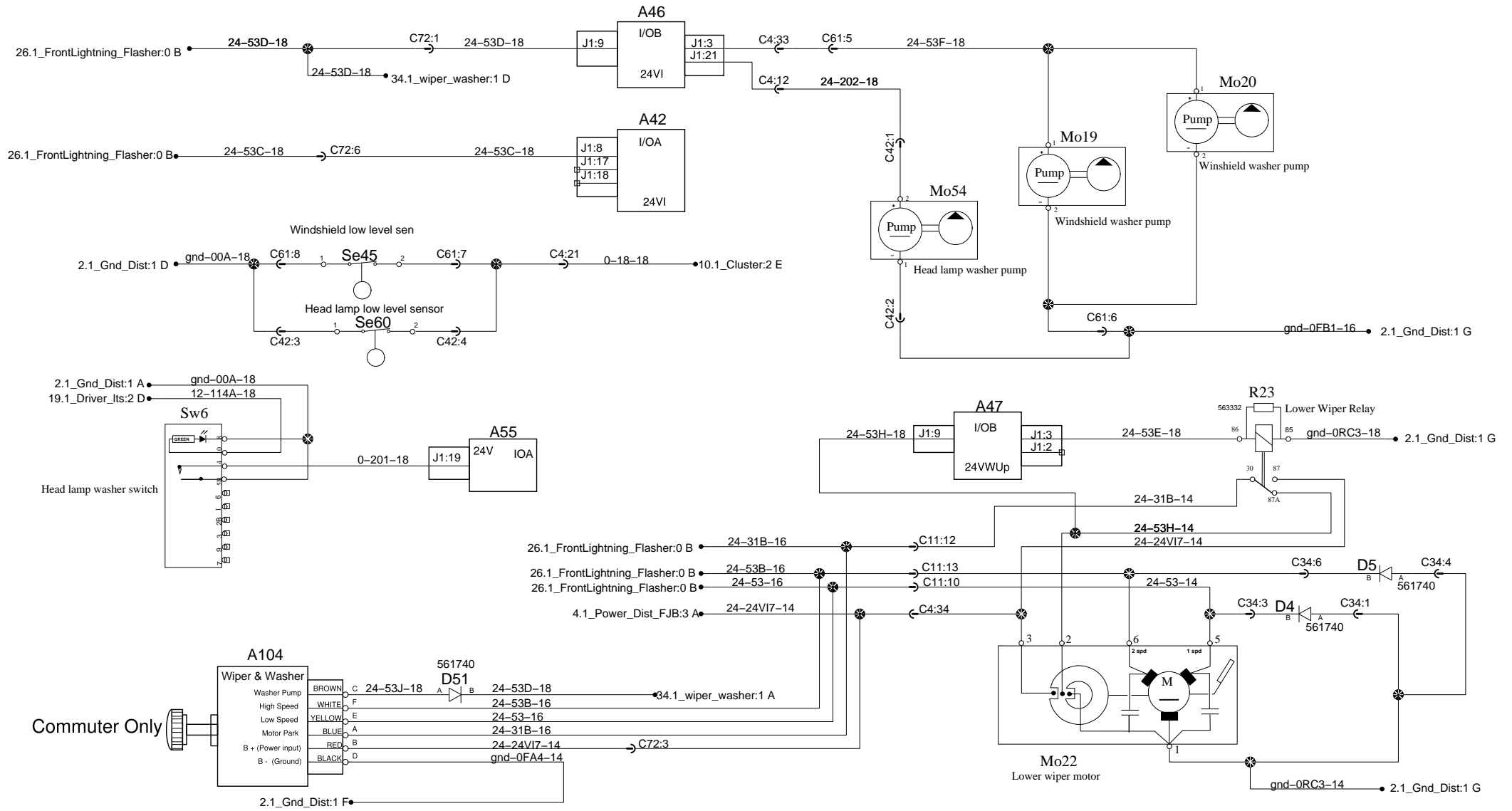


Sw closed = Door locked

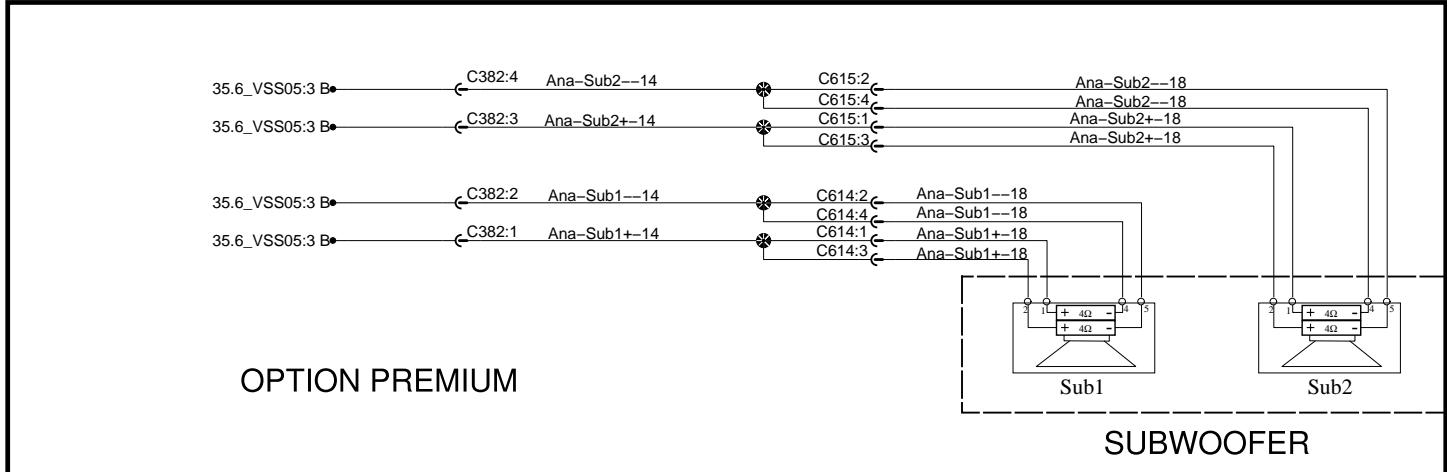
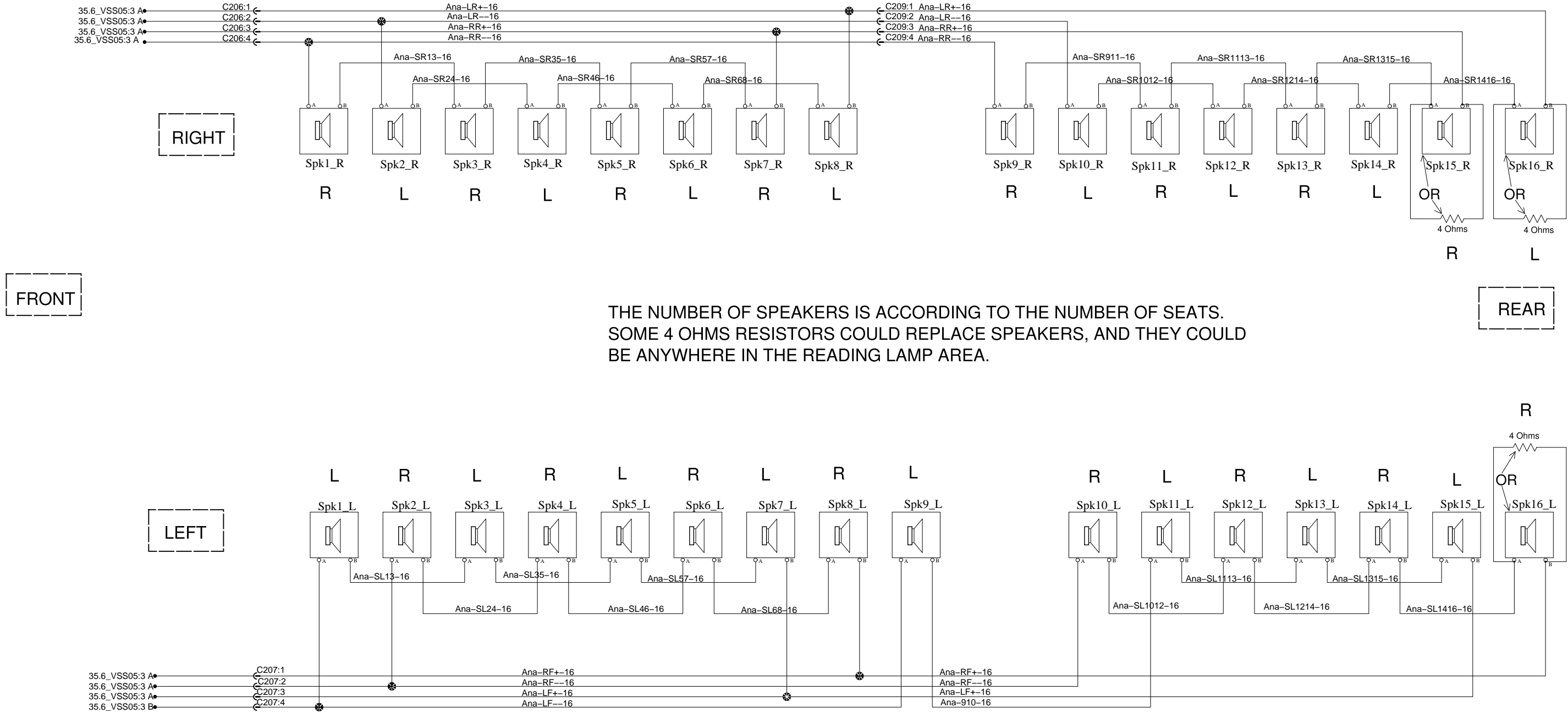
Luggage door lock switches



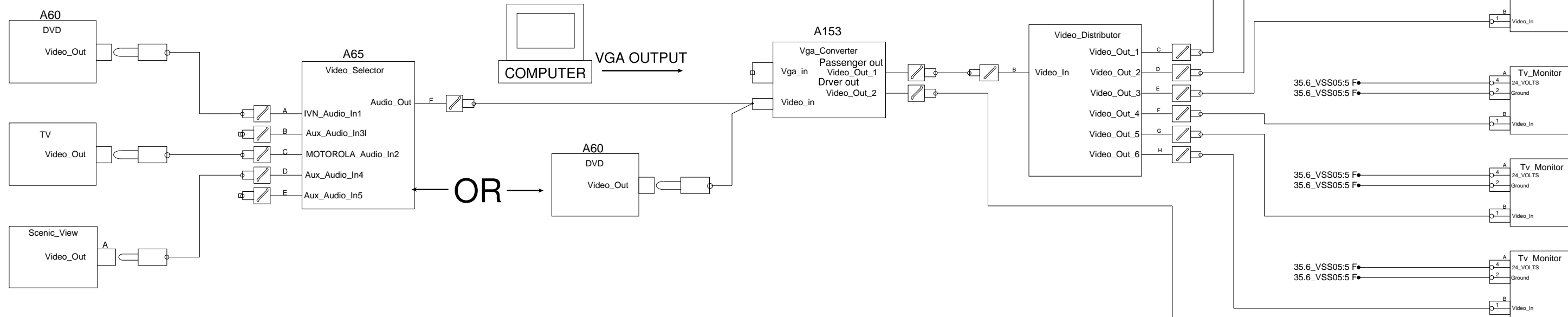
Wiper and washer



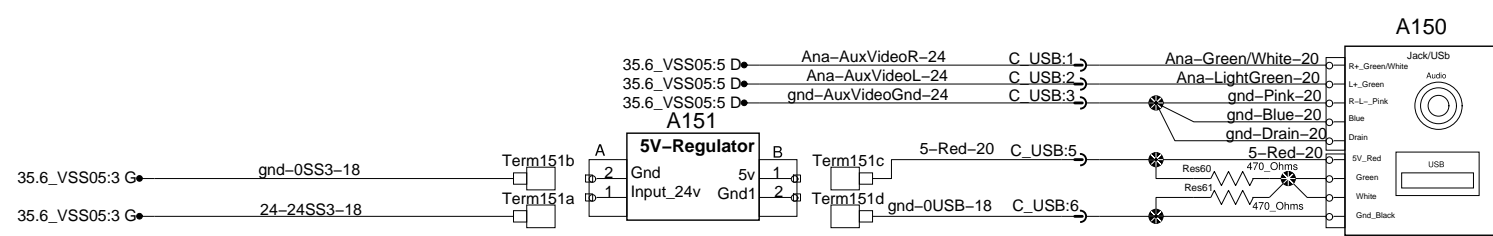
SPEAKERS ARRANGENT (DELTA CONFIGURATION)



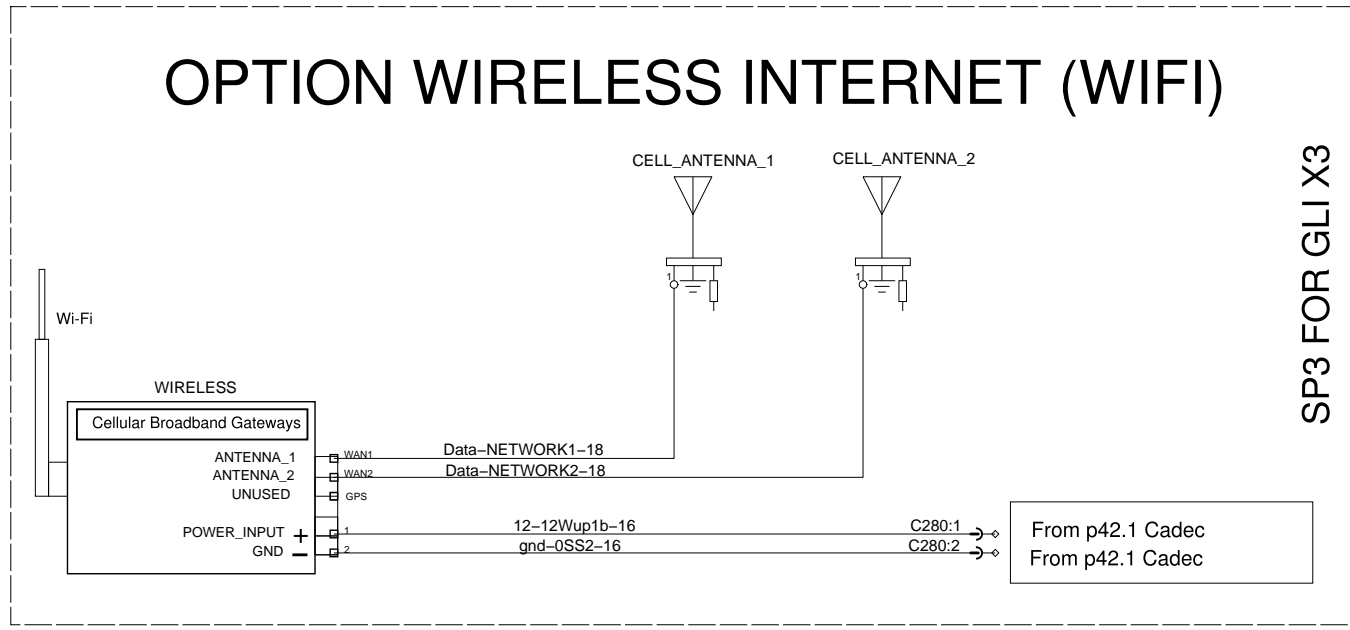
VIDEO DISTRIBUTION & CONVERTER



5 VDC REGULATOR & AUDIO INPUT



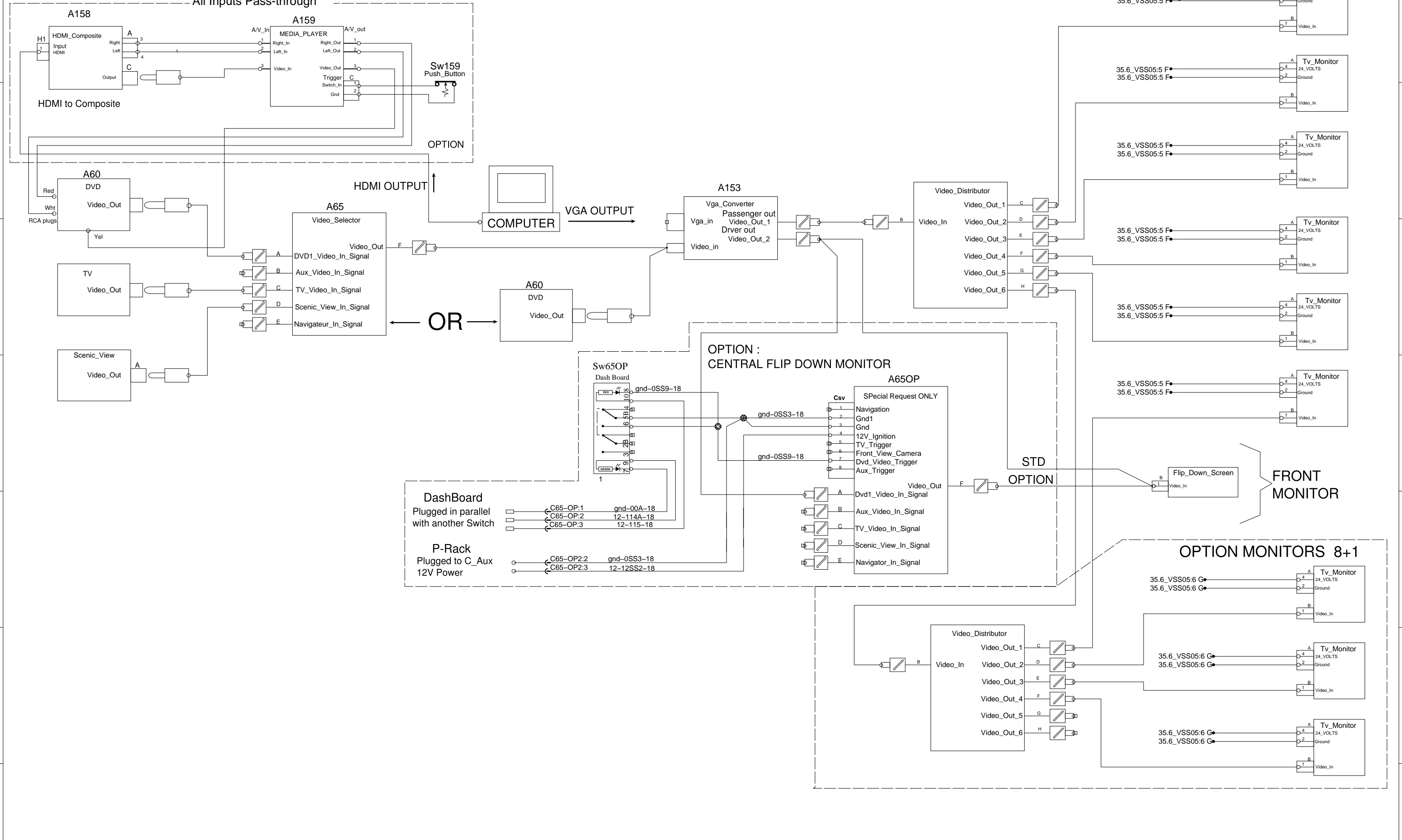
OPTION WIRELESS INTERNET (WIFI)



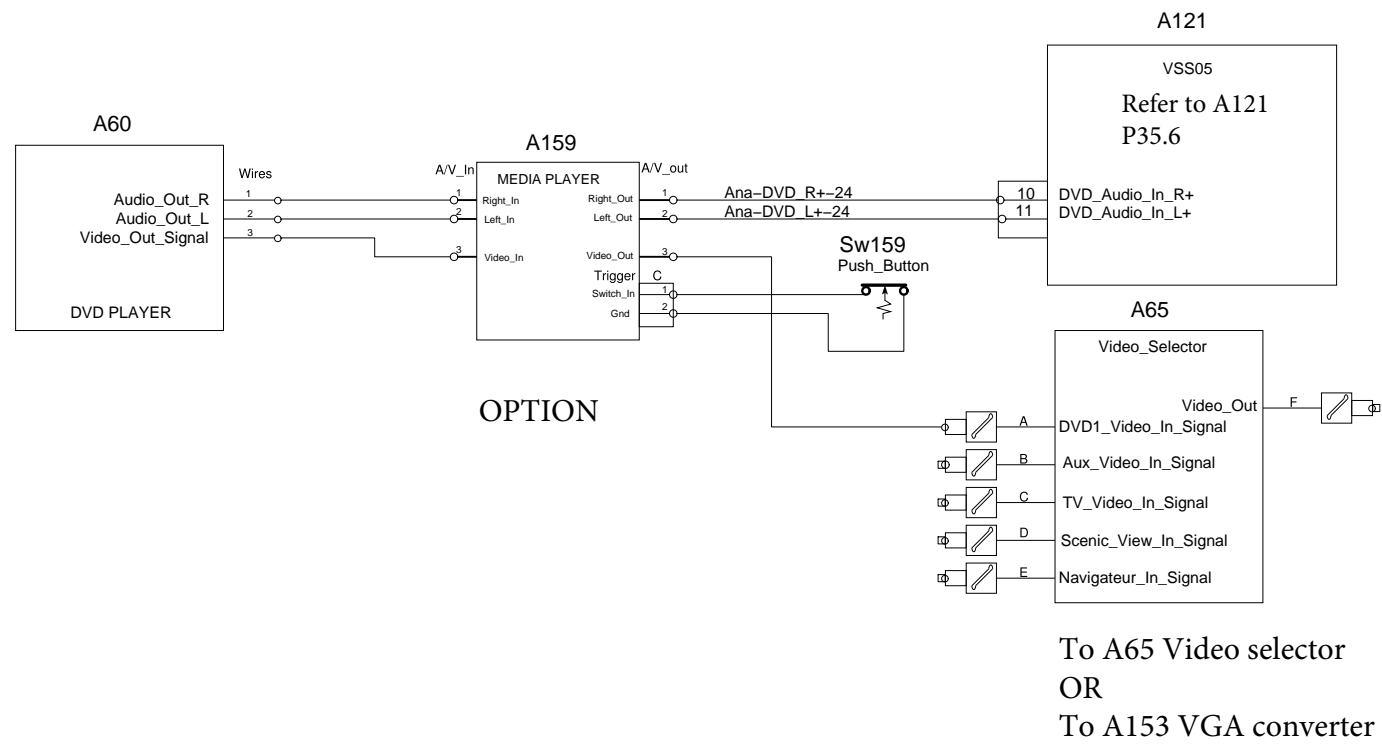
SP3 FOR GLI X3

VIDEO DISTRIBUTION & CONVERTER

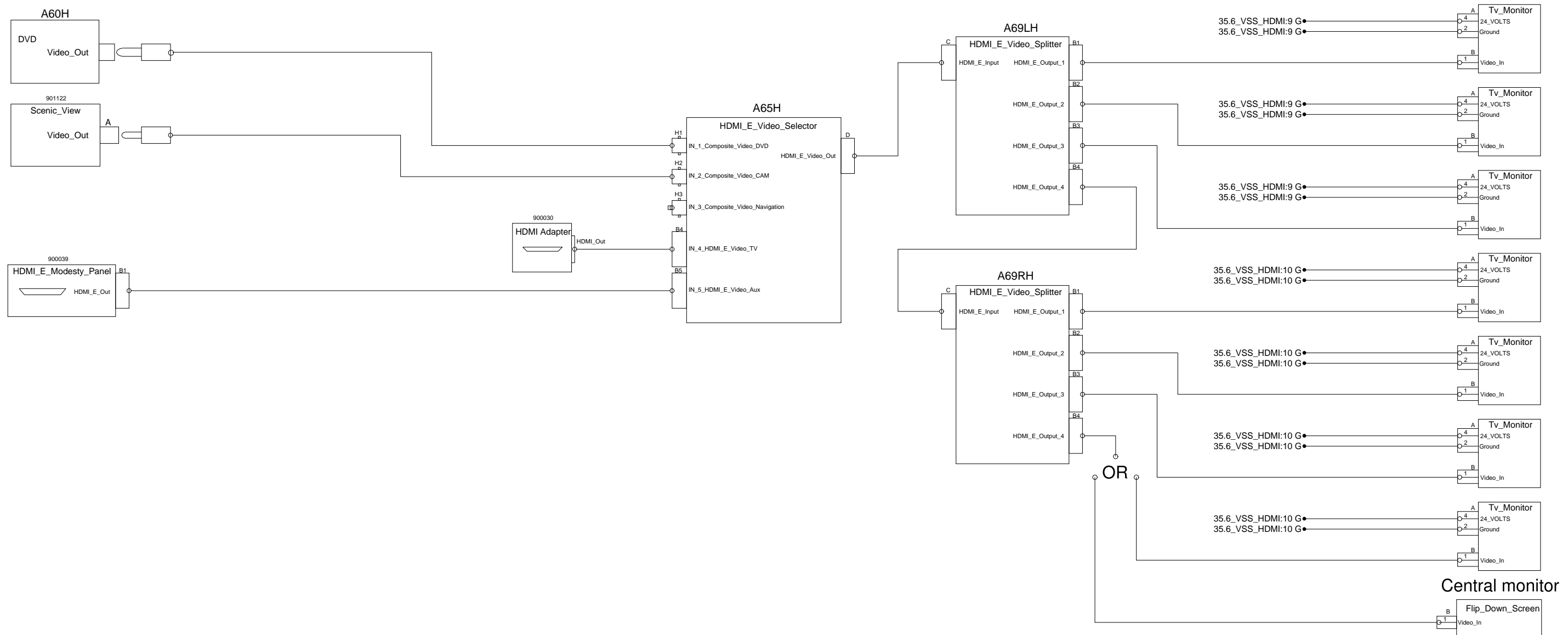
W/O A159 Option
All Inputs Pass-through

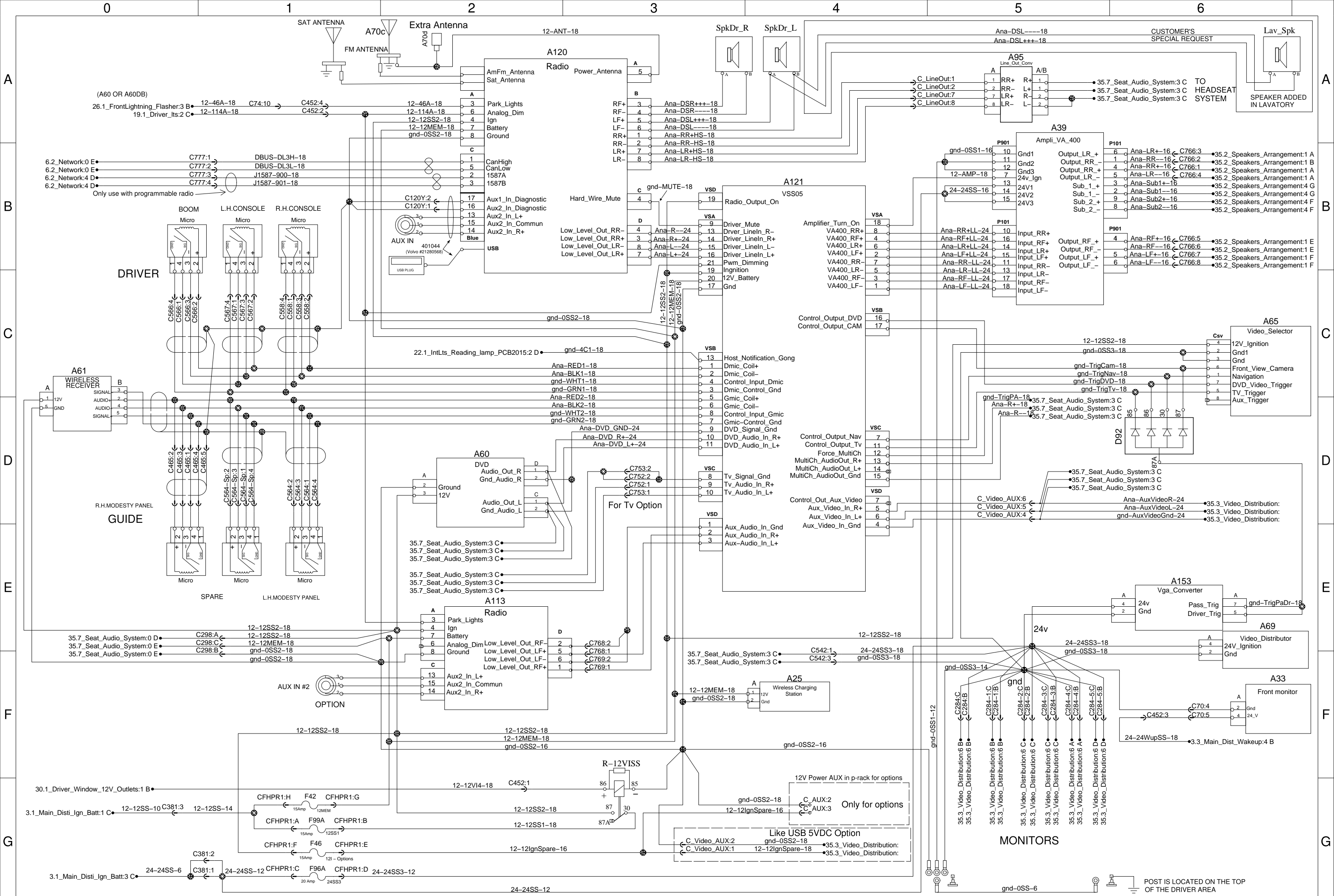


VIDEO DISTRIBUTION & CONVERTER COMPOSITES



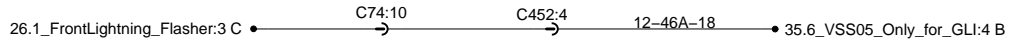
VIDEO DISTRIBUTION HDMI



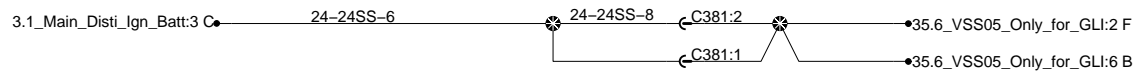
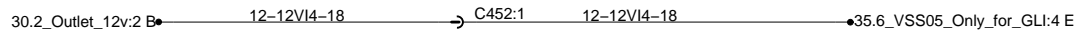



POST IS LOCATED ON THE TOP OF THE DRIVER AREA

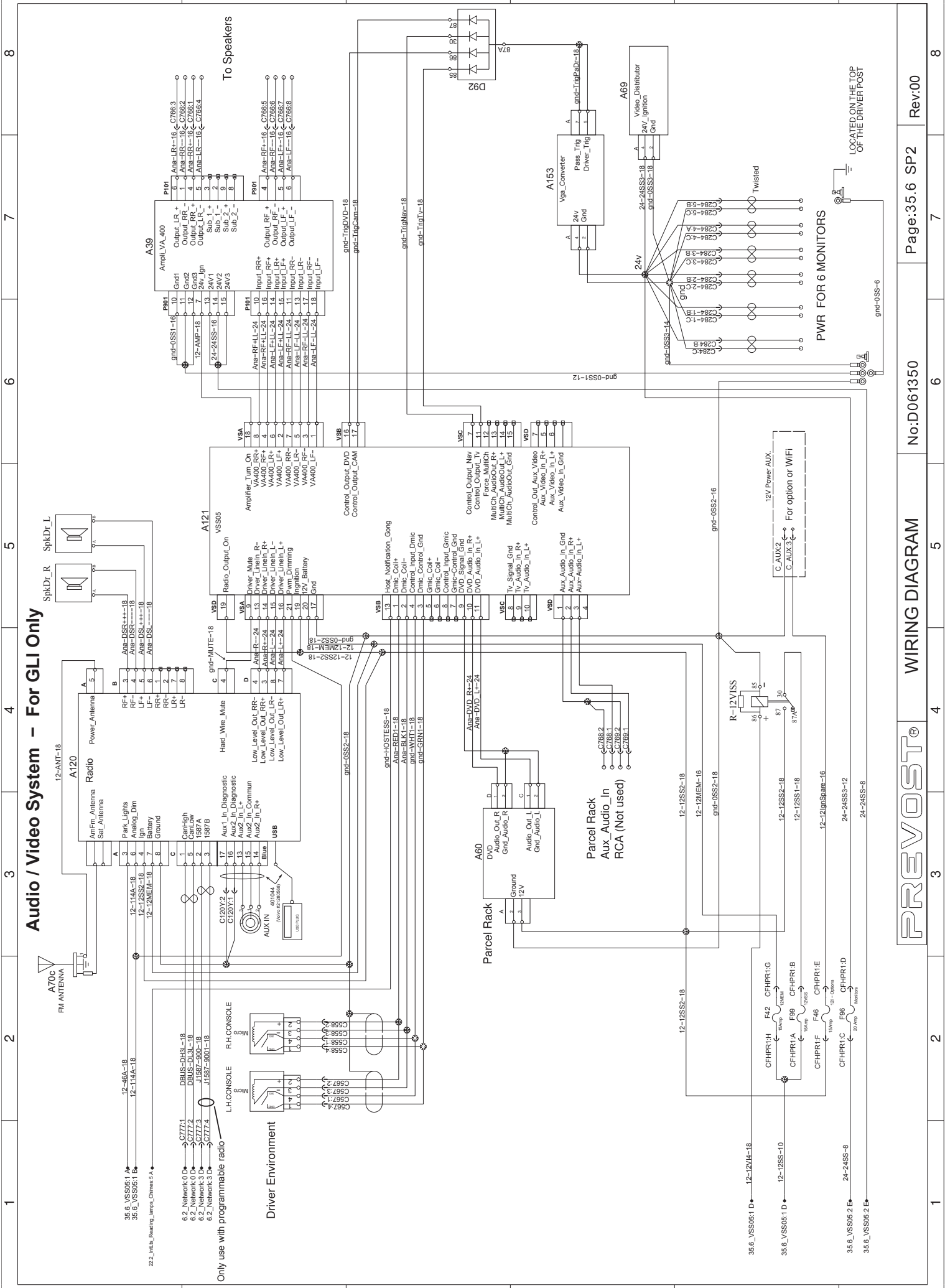
Audio / Video System – For GLI Only

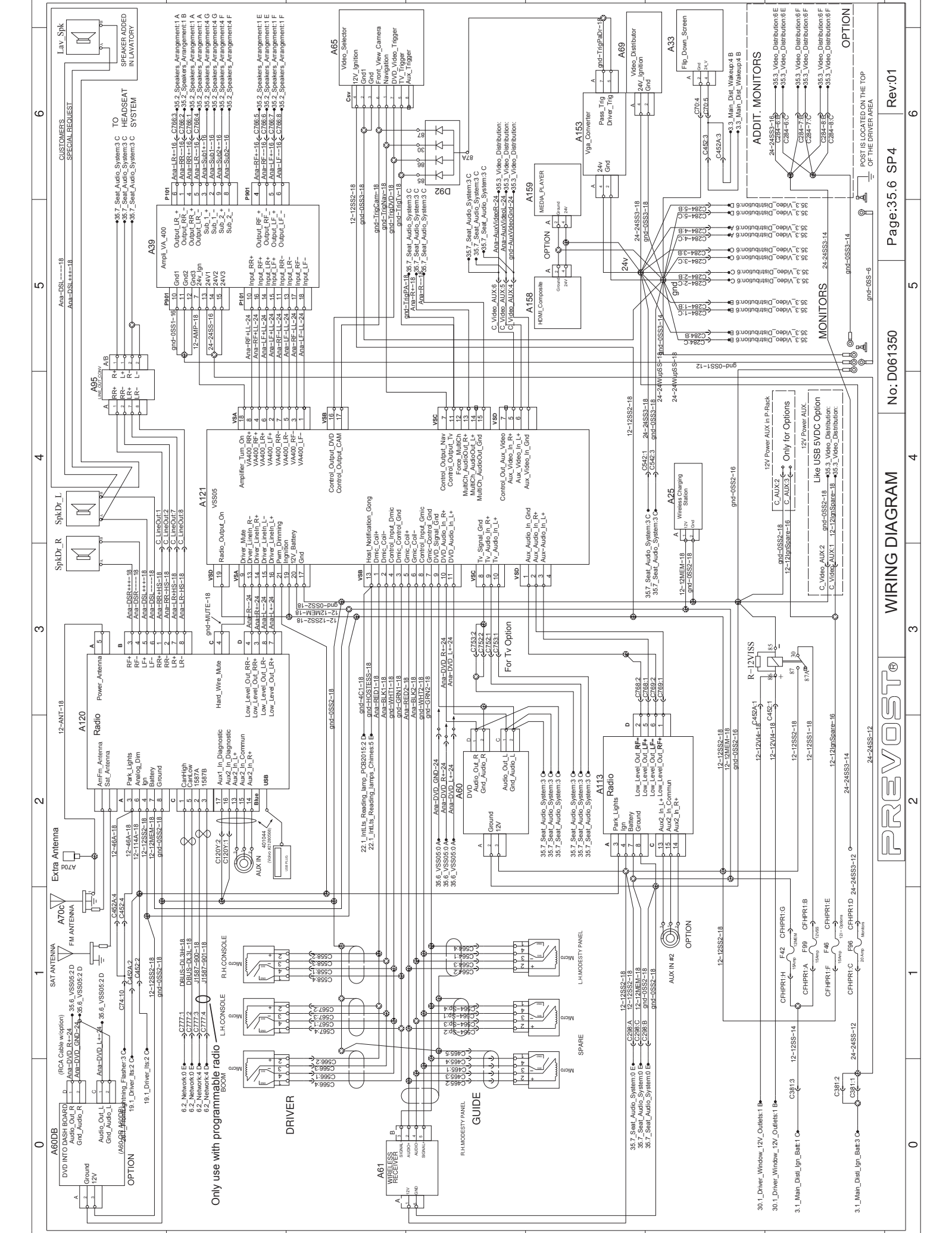


A transit page to connect with actual design

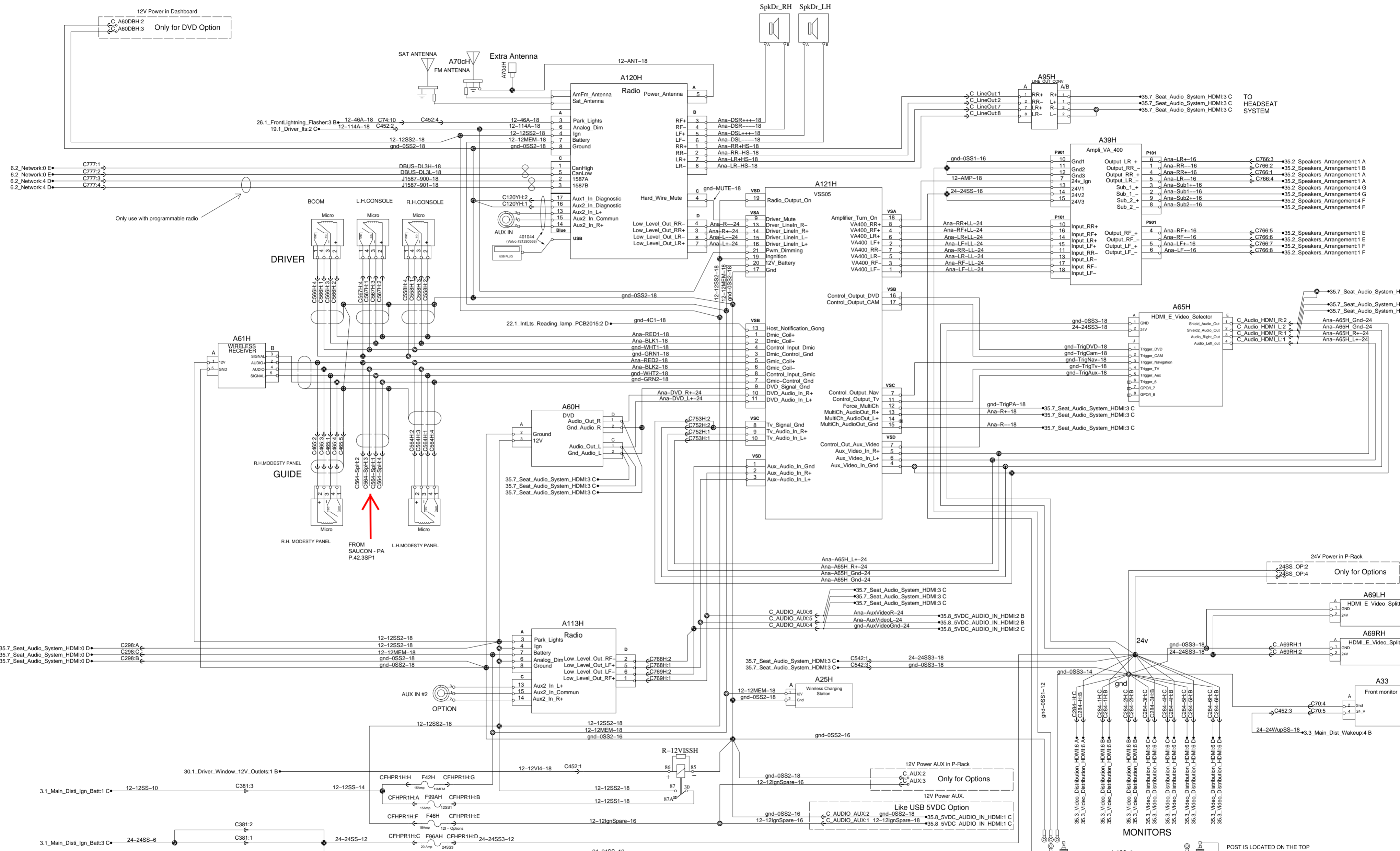


Audio / Video System - For GLLI Only

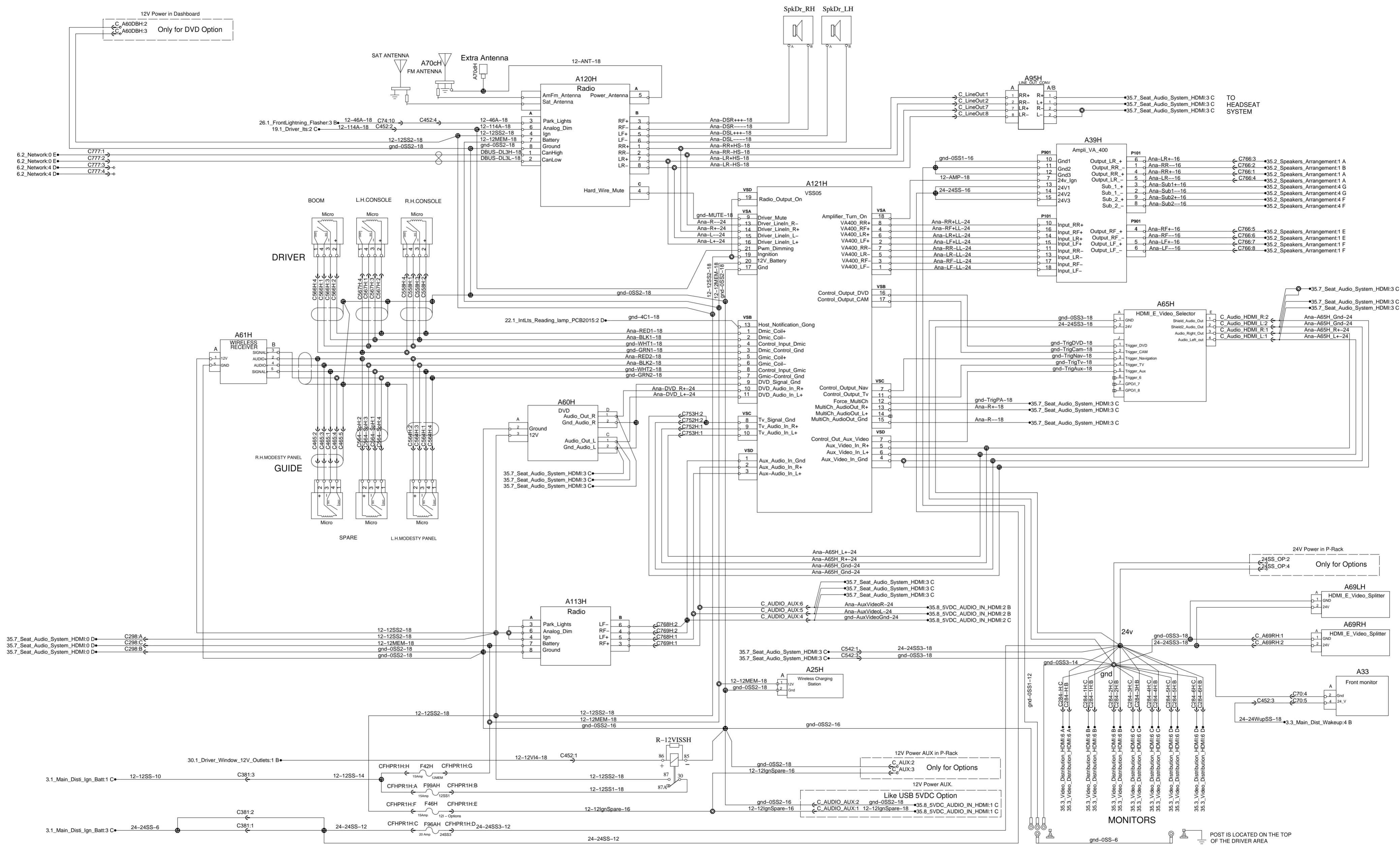




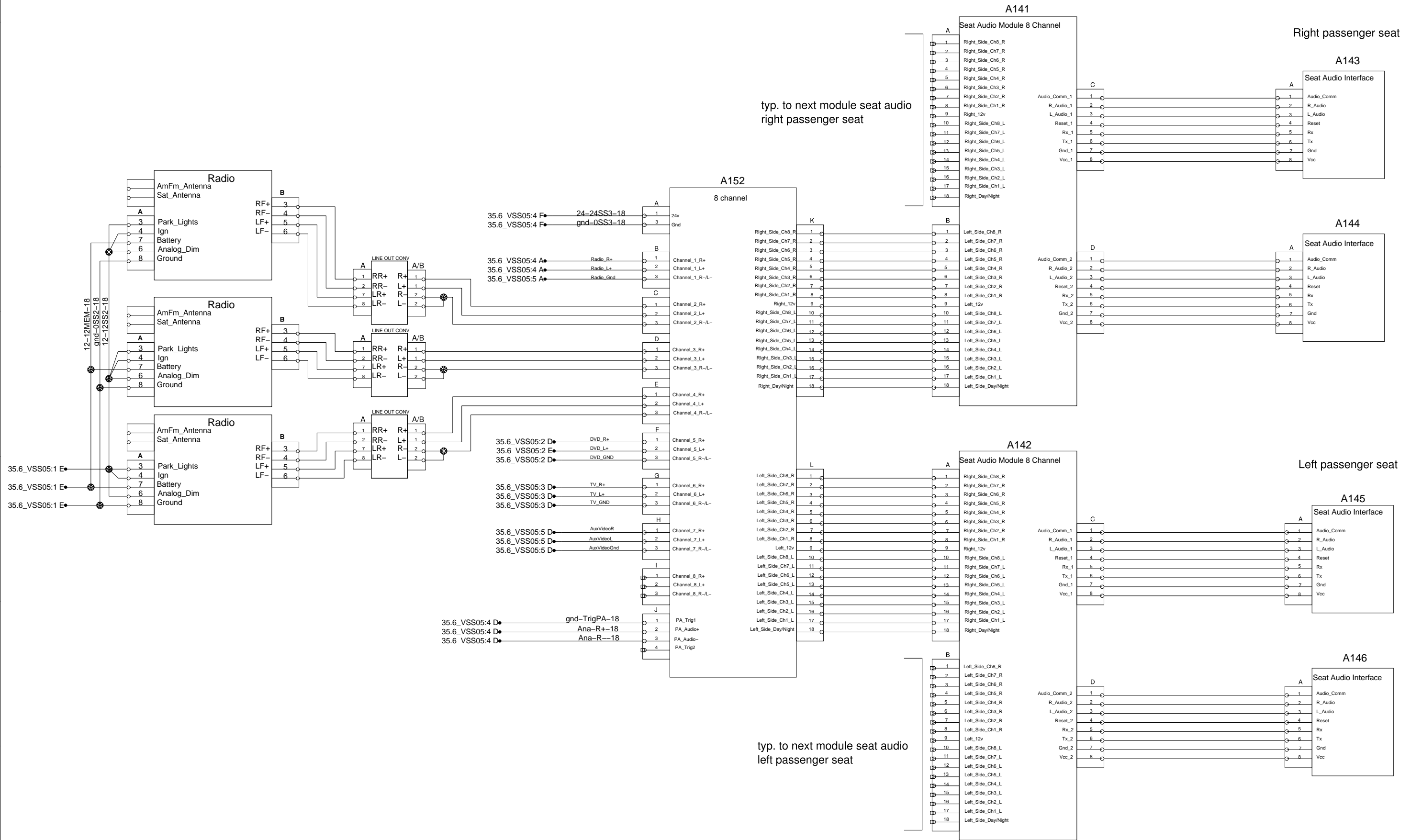
VSS HDMI



VSS HDMI



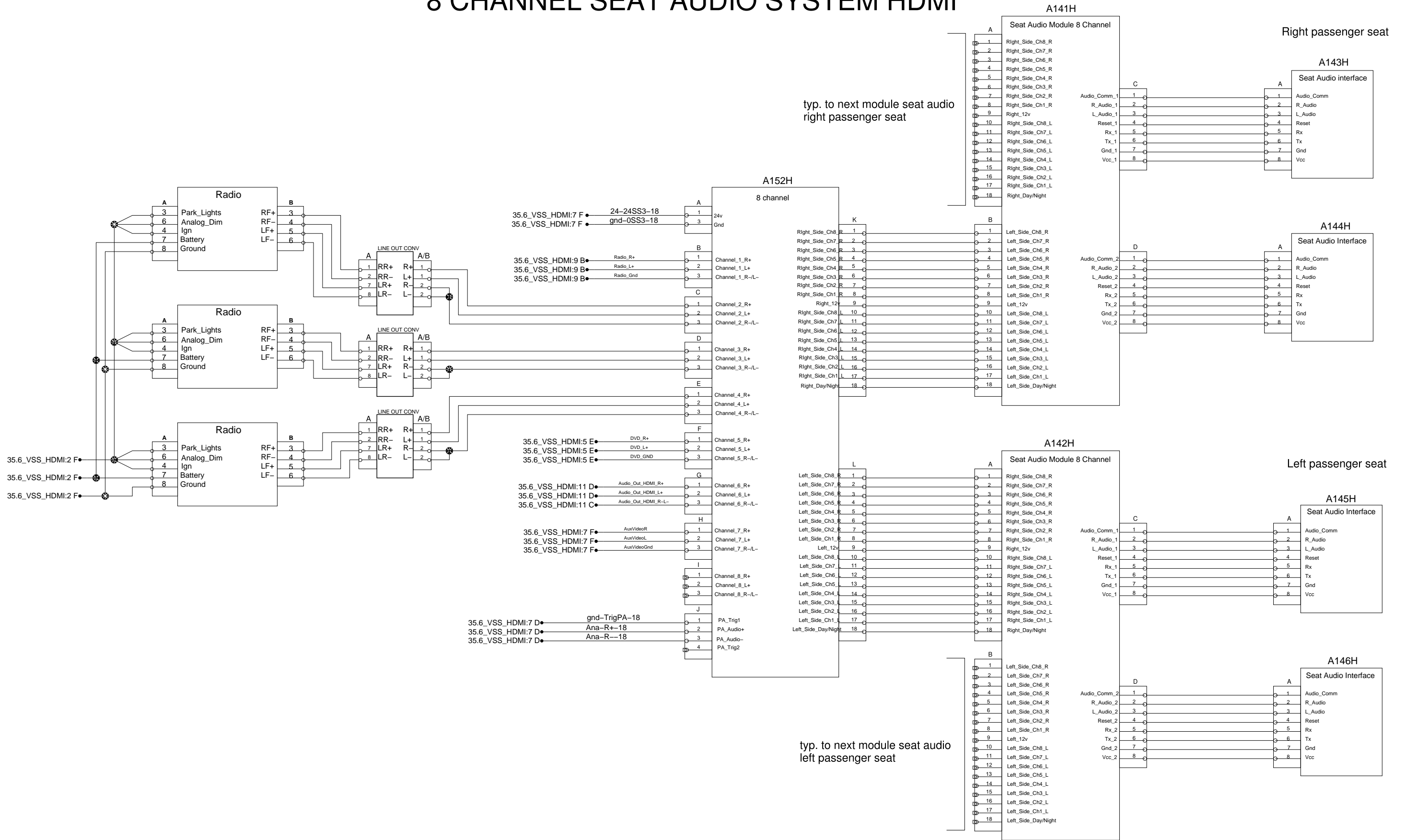
8 CHANNEL SEAT AUDIO SYSTEM



typ. to next module seat audio right passenger seat

typ. to next module seat audio left passenger seat

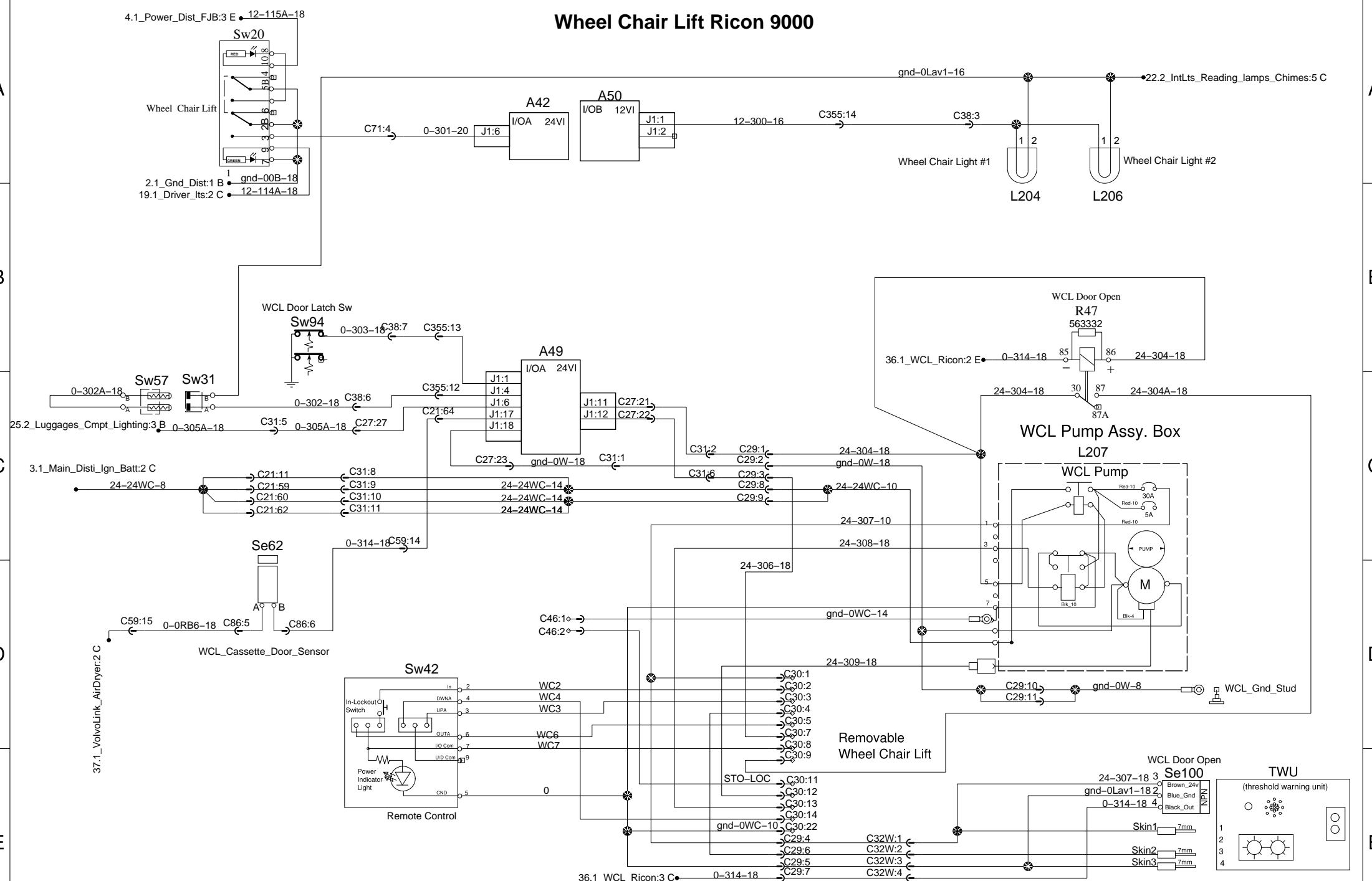
8 CHANNEL SEAT AUDIO SYSTEM HDMI



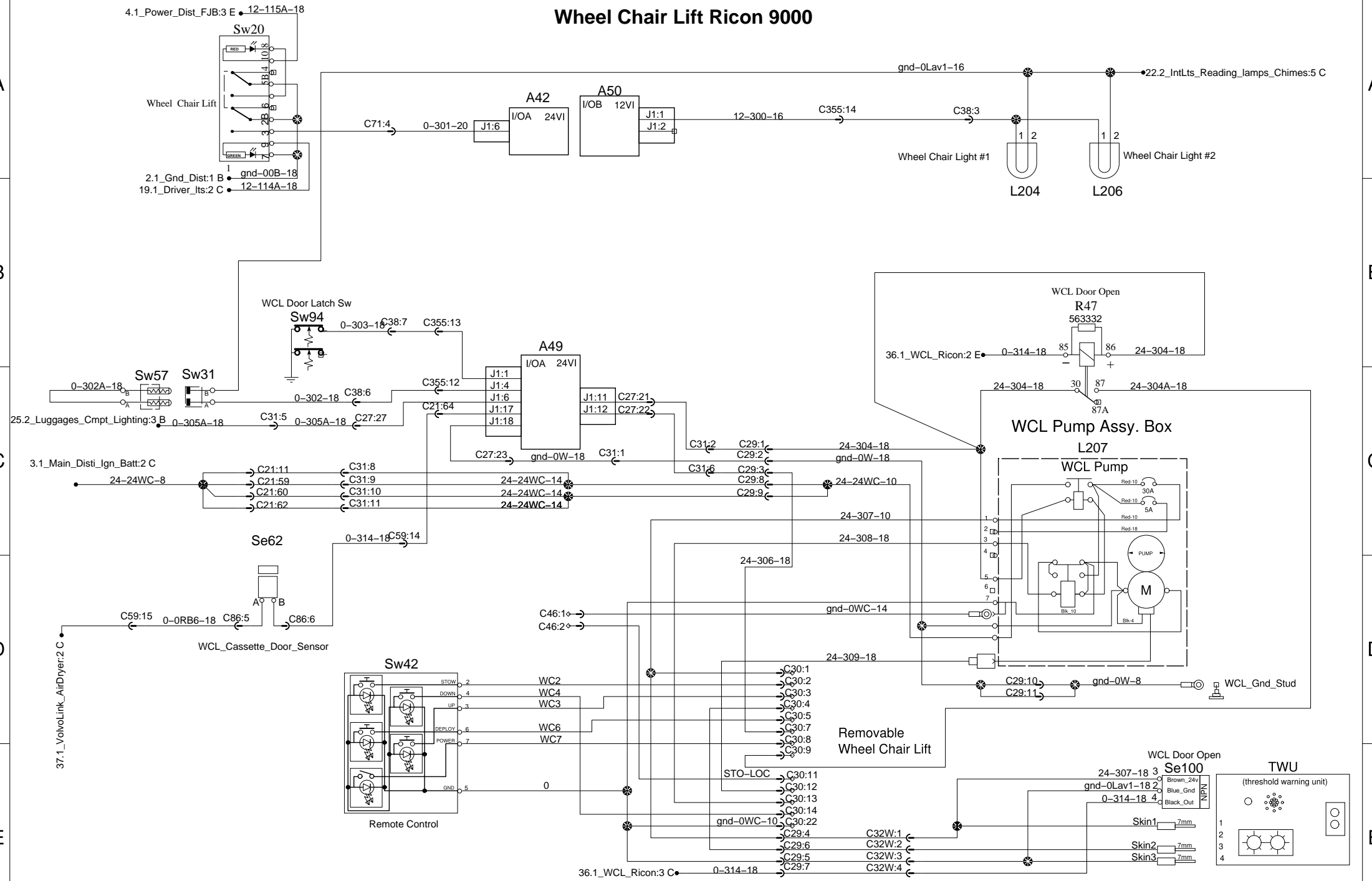
typ. to next module seat audio right passenger seat

typ. to next module seat audio left passenger seat

Wheel Chair Lift Ricon 9000



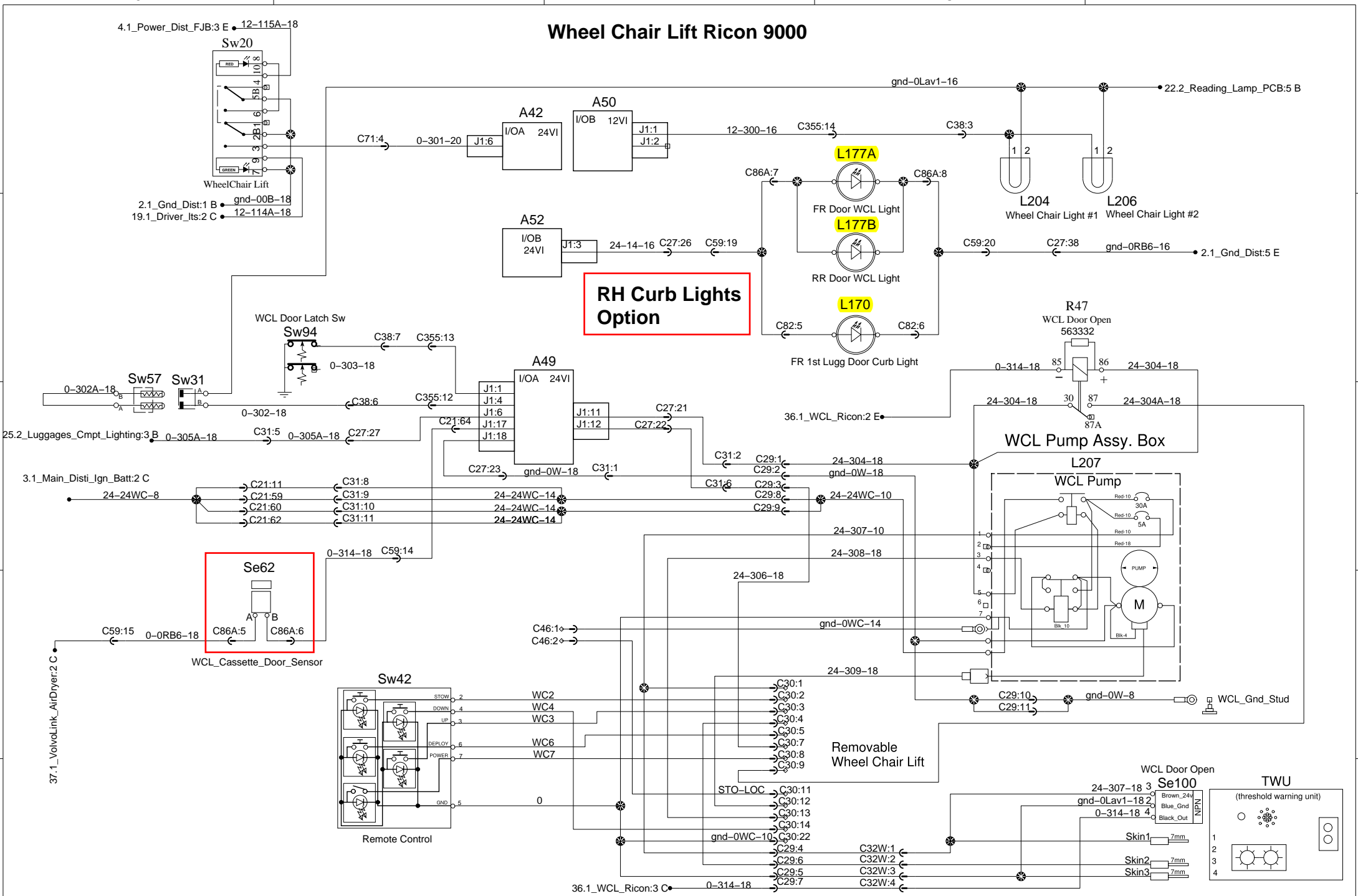
Wheel Chair Lift Ricon 9000



Wheel Chair Lift Ricon 9000

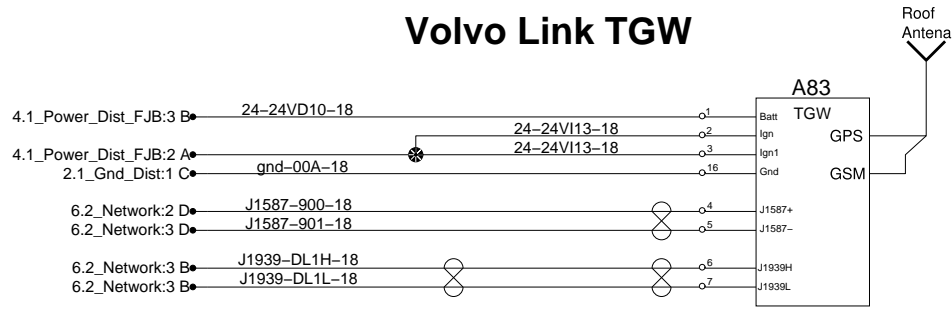
RH Curb Lights Option

Se62

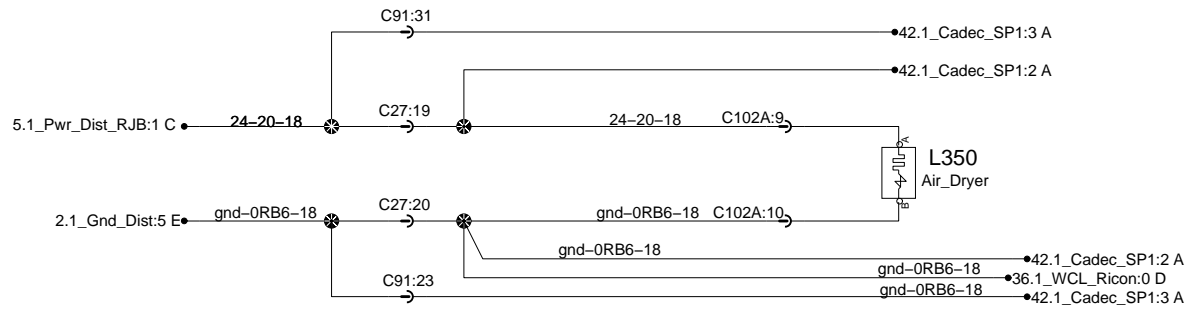


Rev:00

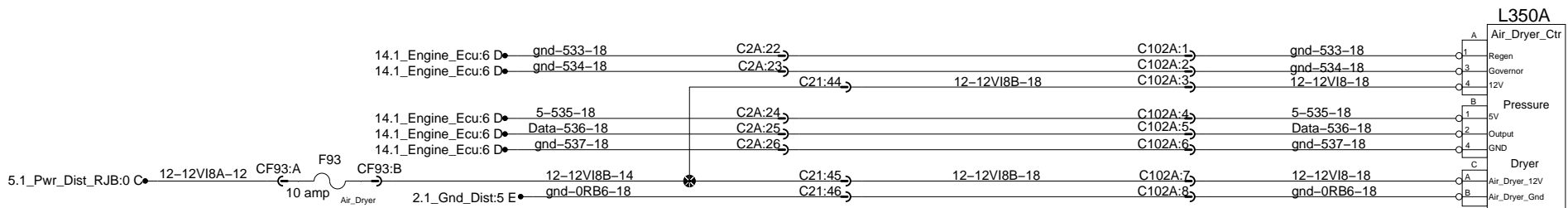
Volvo Link TGW



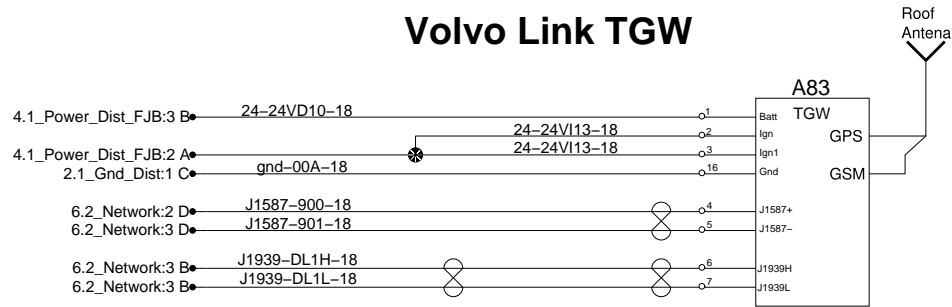
Air Dryer Electric Heater Only



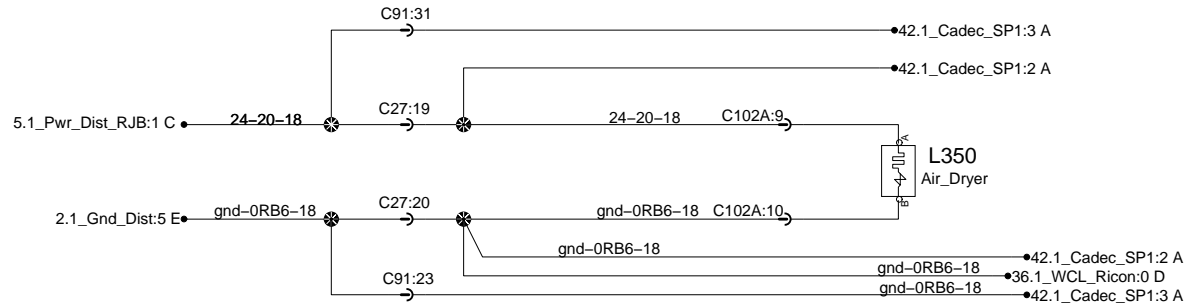
Electric Control and Heater



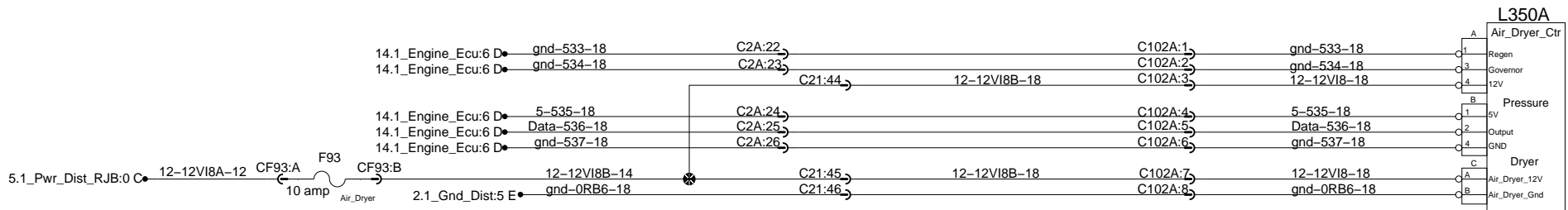
Volvo Link TGW



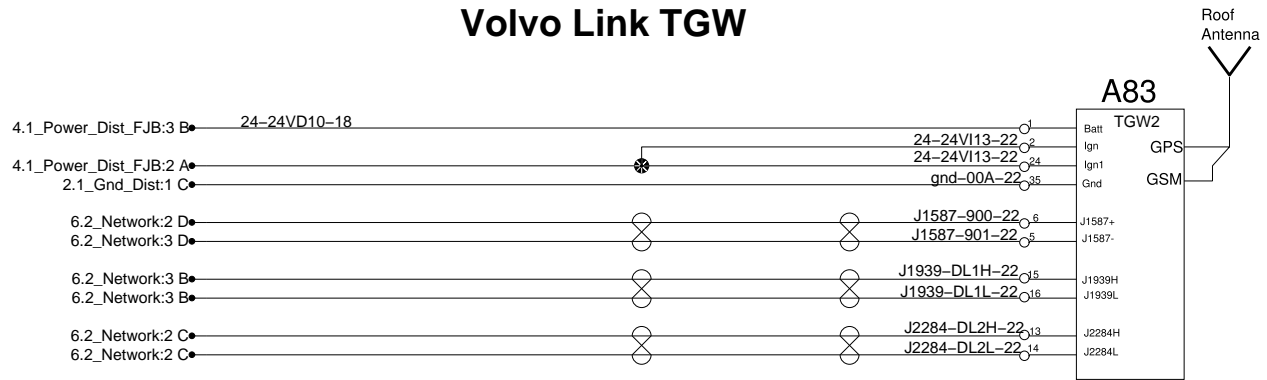
Air Dryer Heater Only



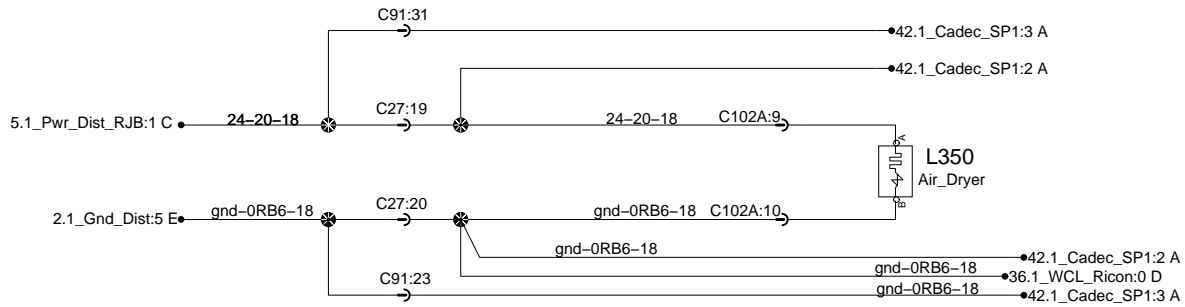
Air Dryer Electric Control and Heater



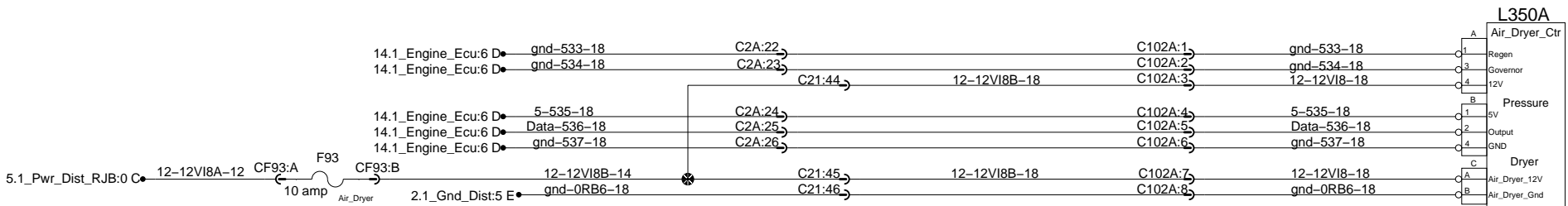
Volvo Link TGW



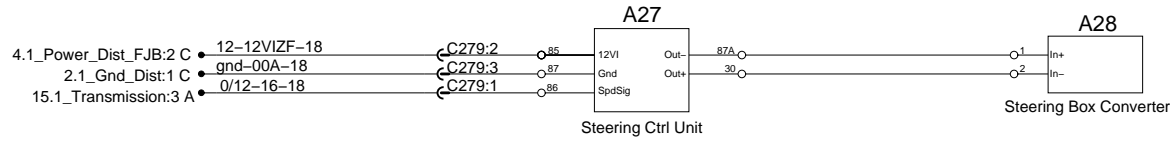
Air Dryer Heater Only



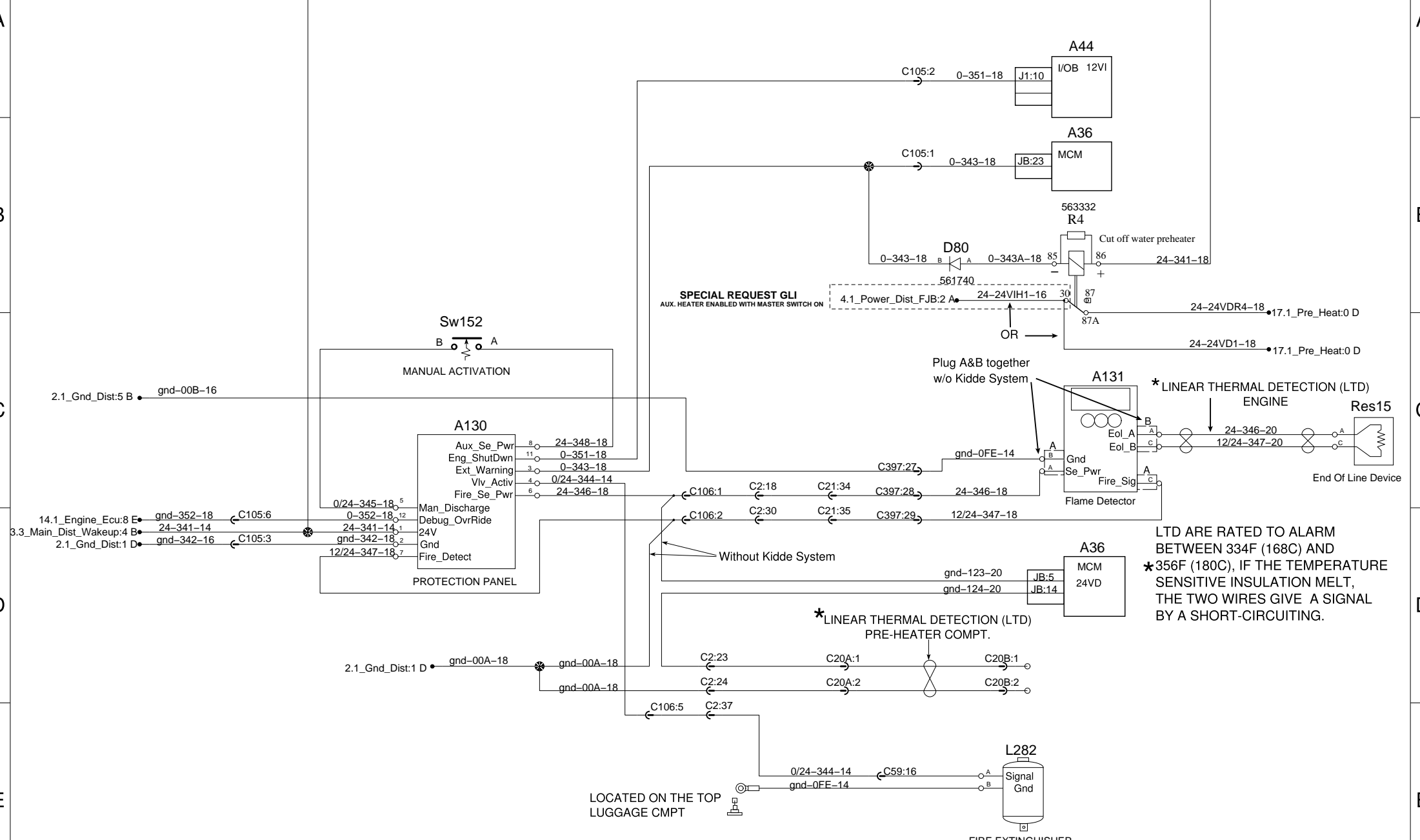
Air Dryer Electric Control and Heater



ZF Steering Control

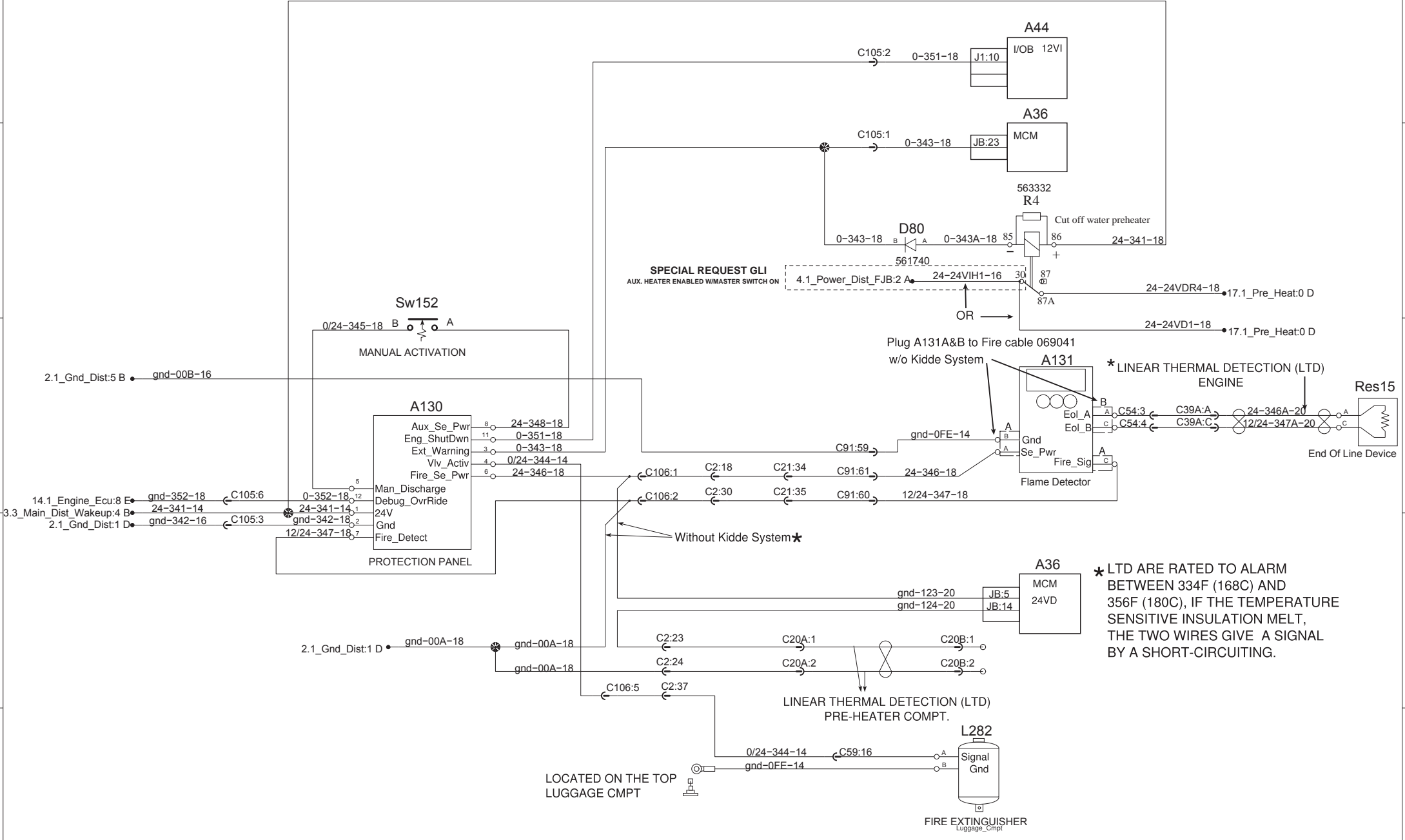


Automatic Fire Suppression System

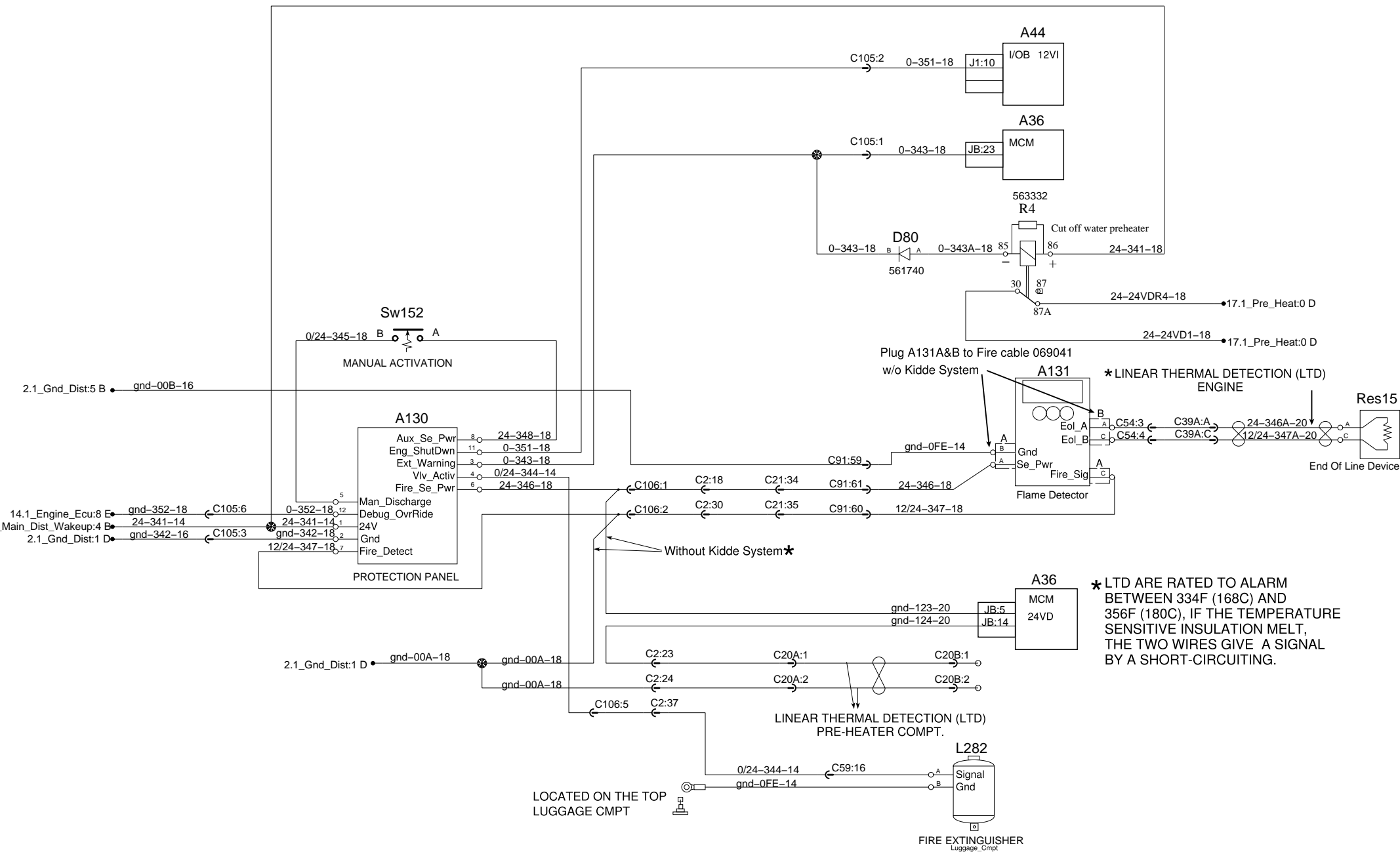


LTD ARE RATED TO ALARM BETWEEN 334F (168C) AND *356F (180C), IF THE TEMPERATURE SENSITIVE INSULATION MELT, THE TWO WIRES GIVE A SIGNAL BY A SHORT-CIRCUITING.

Automatic Fire Suppression System



Automatic Fire Suppression System

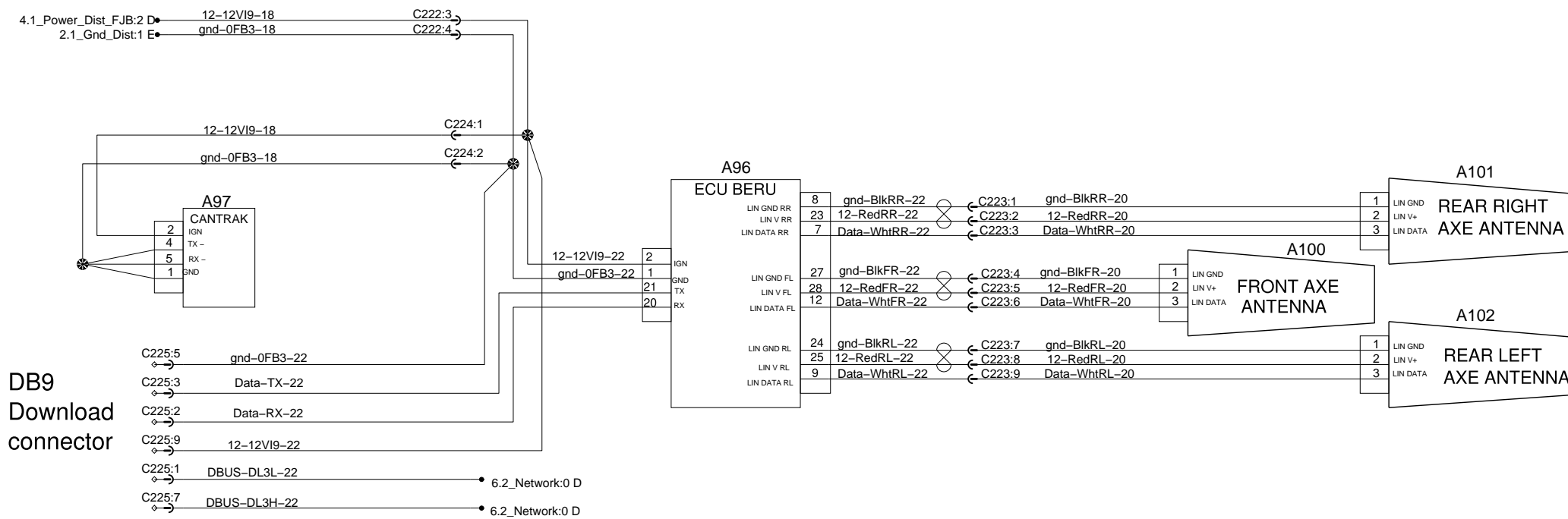


* LTD ARE RATED TO ALARM BETWEEN 334F (168C) AND 356F (180C), IF THE TEMPERATURE SENSITIVE INSULATION MELT, THE TWO WIRES GIVE A SIGNAL BY A SHORT-CIRCUITING.

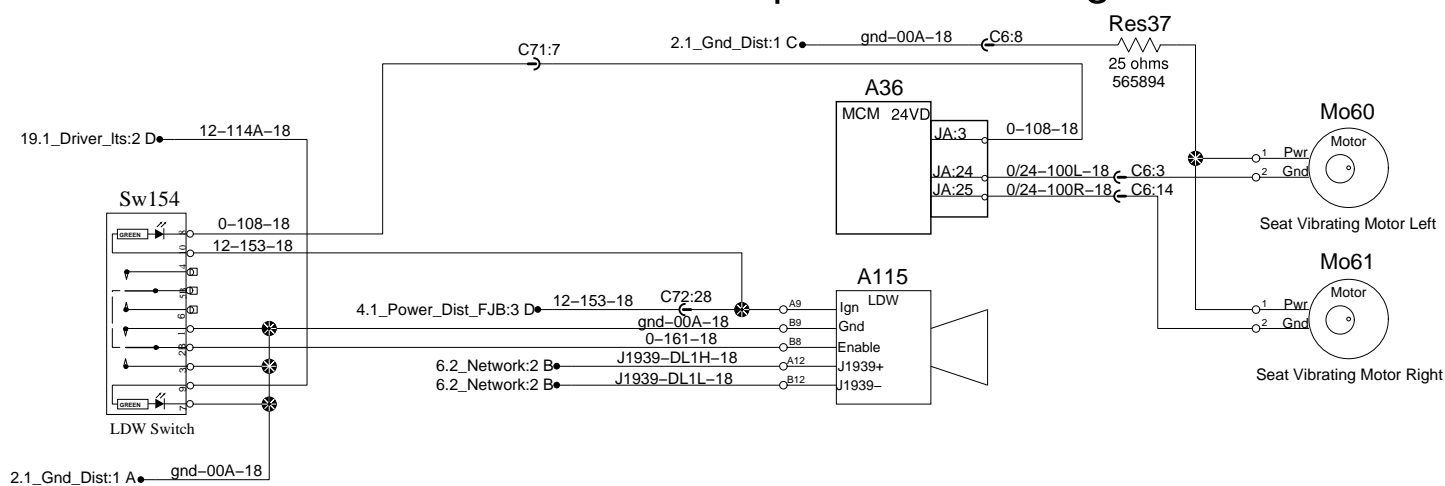
Without Kidde System*

LOCATED ON THE TOP LUGGAGE CMPT

Tire Pressure Monitoring System

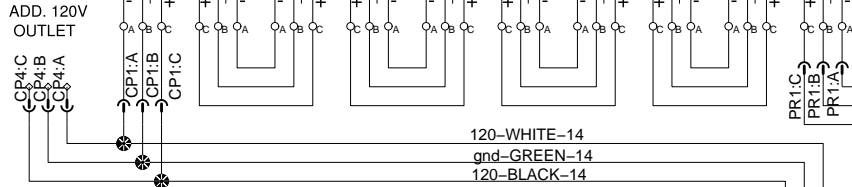


Lane Departure Warning



INVERTERS & 120VAC OUTLETS

ADD. 120V OUTLET

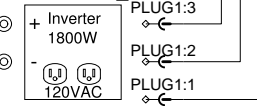


REAR

2.1_Gnd_Dist:4 F

3.1_Main_Disti_Ign_Batt:3 C

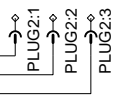
INVERTER_1



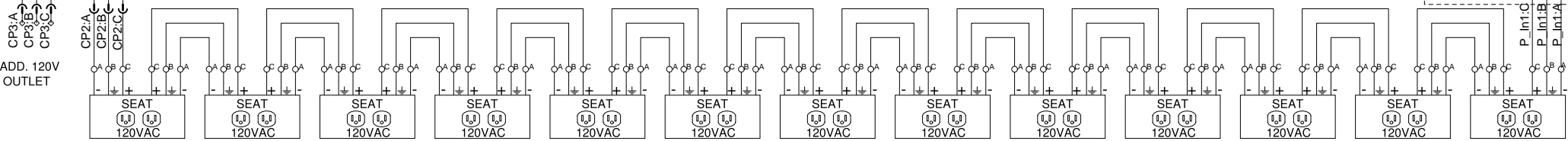
INVERTER_1

2.1_Gnd_Dist:4 F

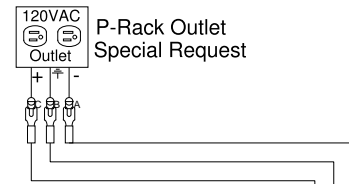
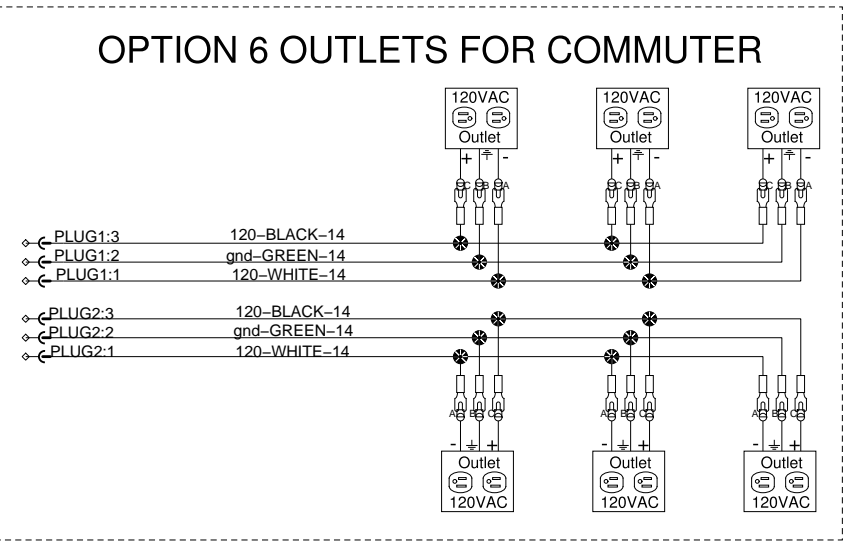
120-WHITE-14
gnd-GREEN-14
120-BLACK-14



ADD. 120V OUTLET

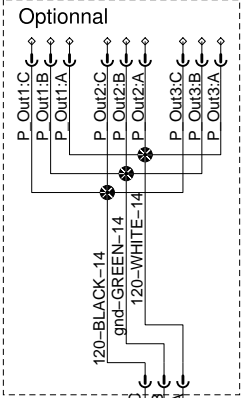


OPTION 6 OUTLETS FOR COMMUTER



FRONT

Modesty Panel



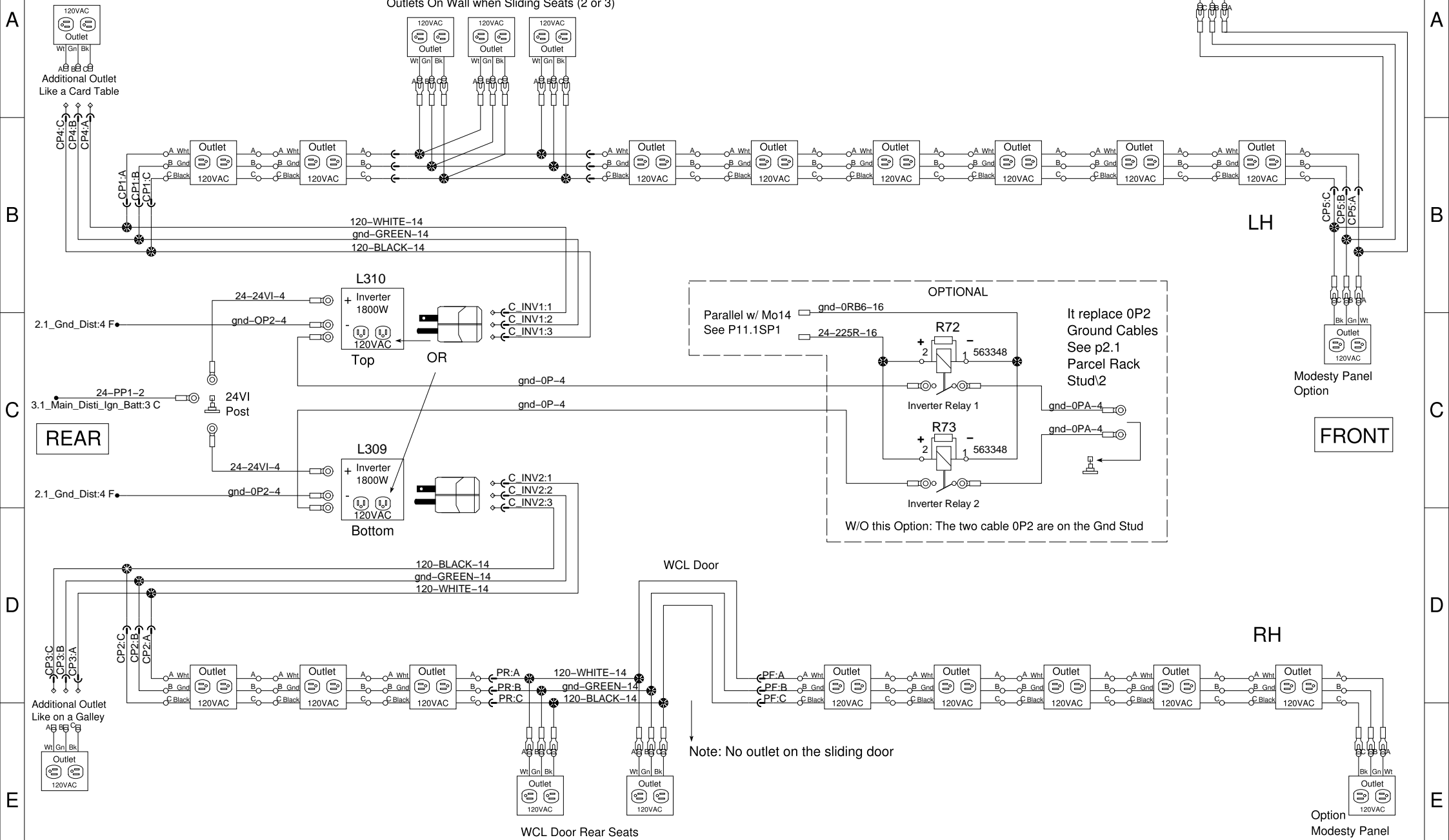
5.1_Pwr_Dist_RJB:2 B
2.1_Gnd_Dist:4 E

OPTION L296

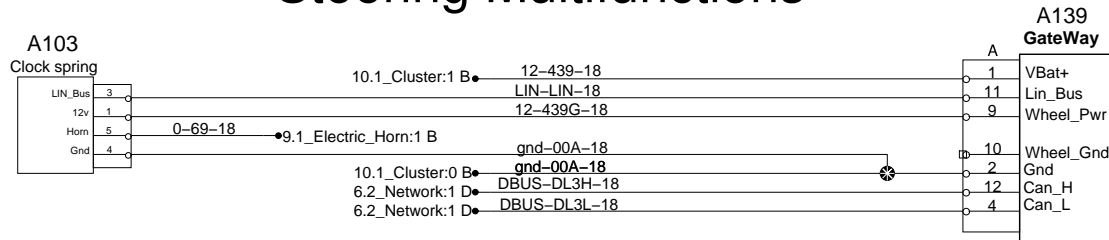
24VDC REFRIGERATOR

Inverter (1 or 2) & 120VAC outlets

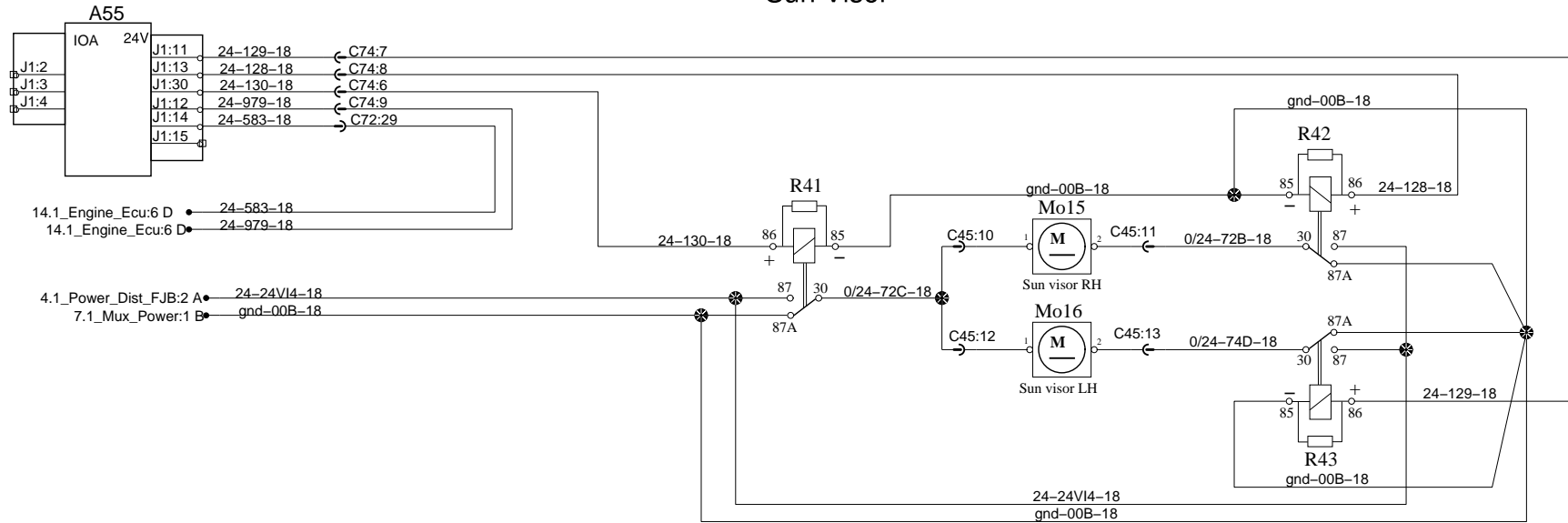
Typical representation - Quantity change with Seat Layout



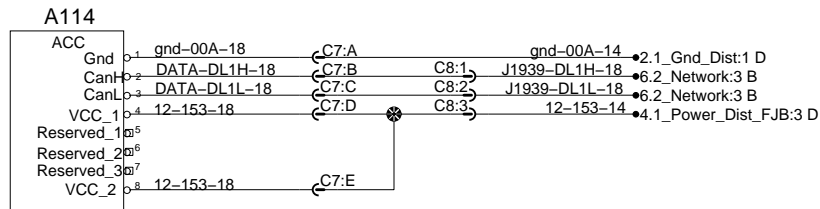
Steering Multifunctions



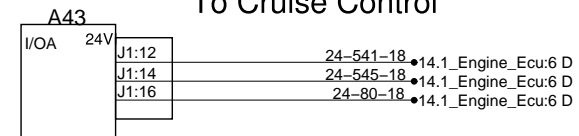
Sun Visor



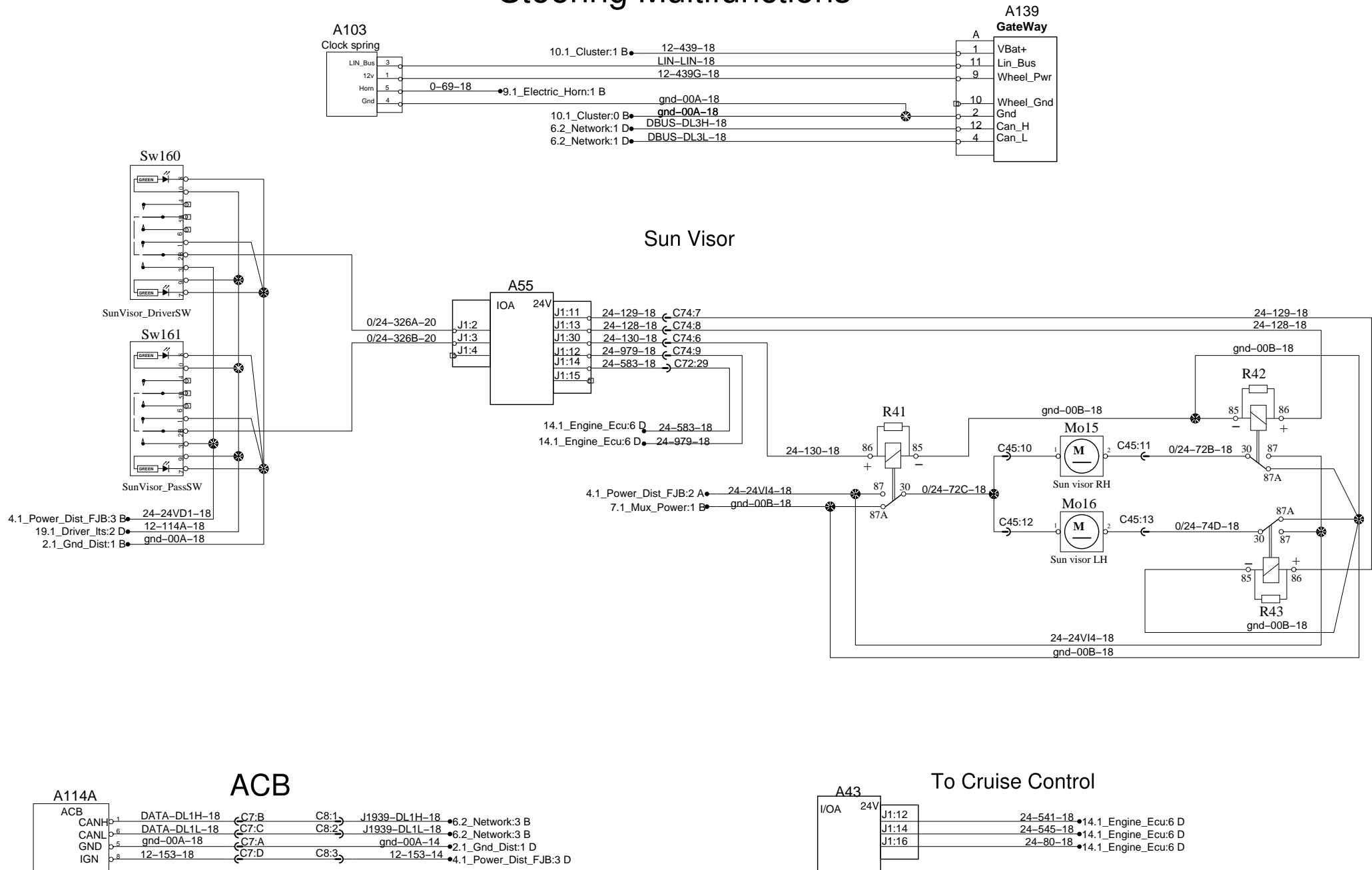
ACB



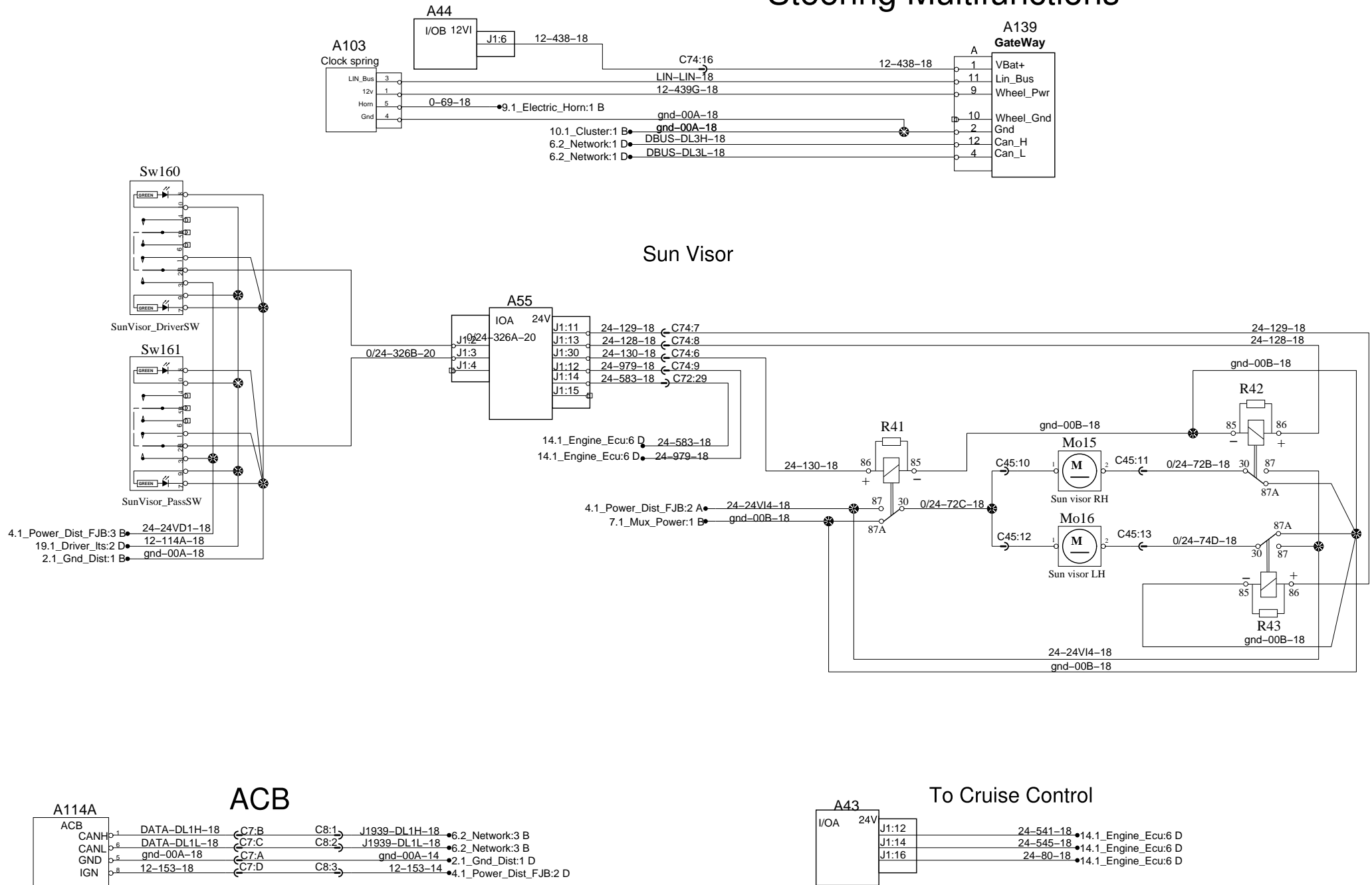
To Cruise Control



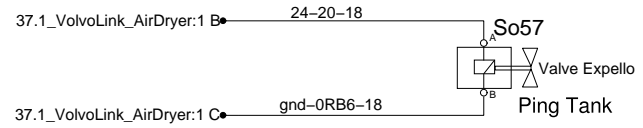
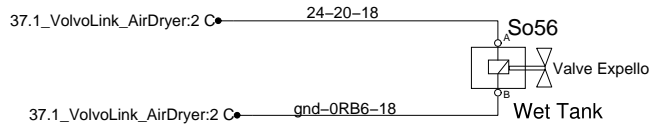
Steering Multifunctions



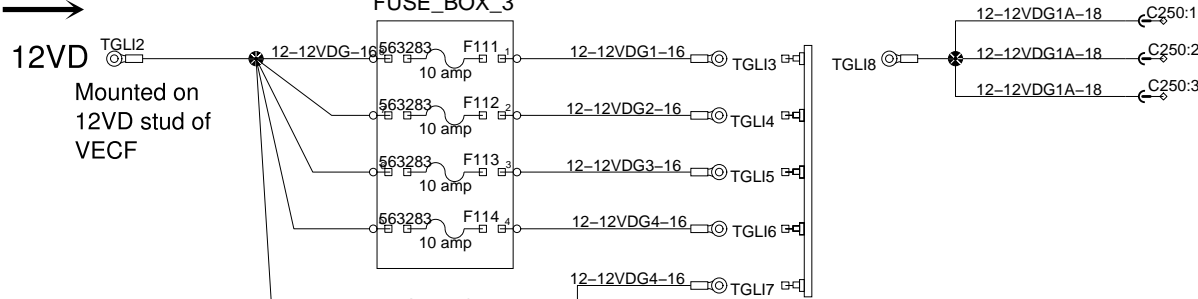
Steering Multifunctions



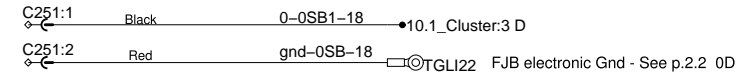
Cadec and Seat Belt Alarm



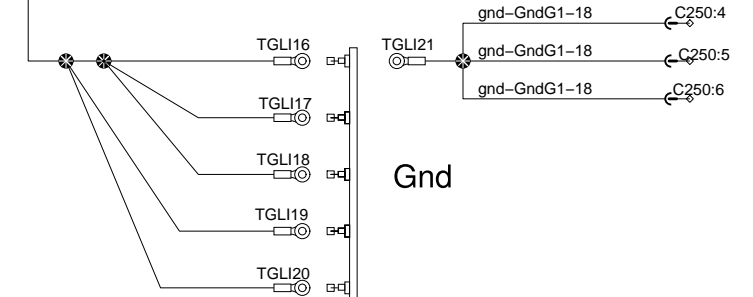
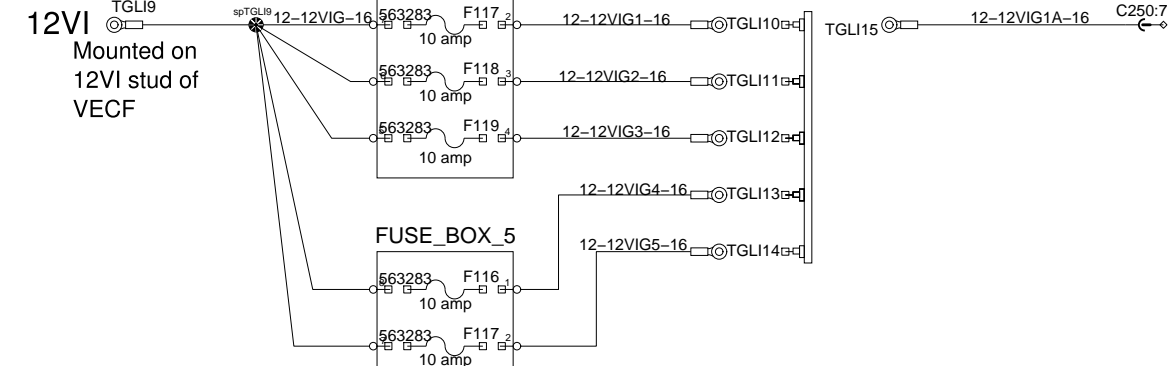
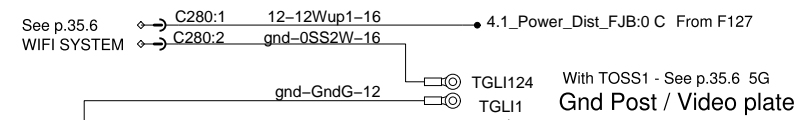
From FJB



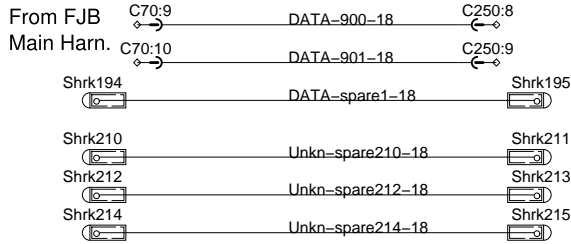
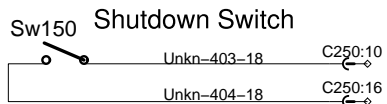
USSC Seat Belt Switch



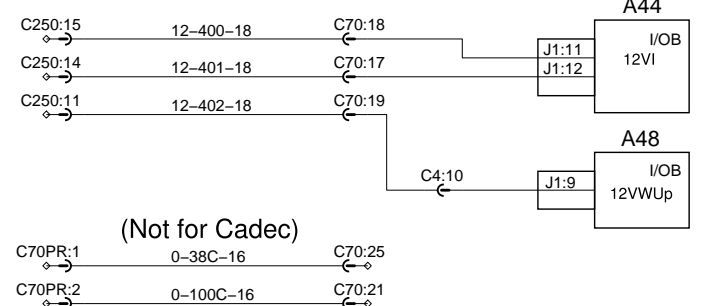
WIRELESS SYSTEM POWER



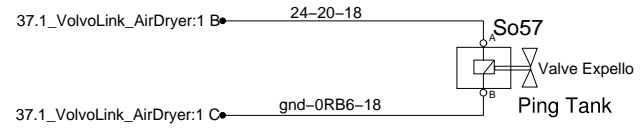
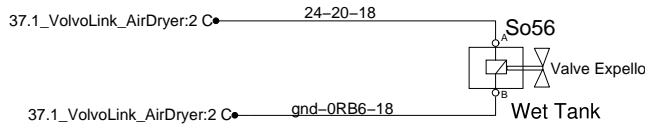
Empty unused



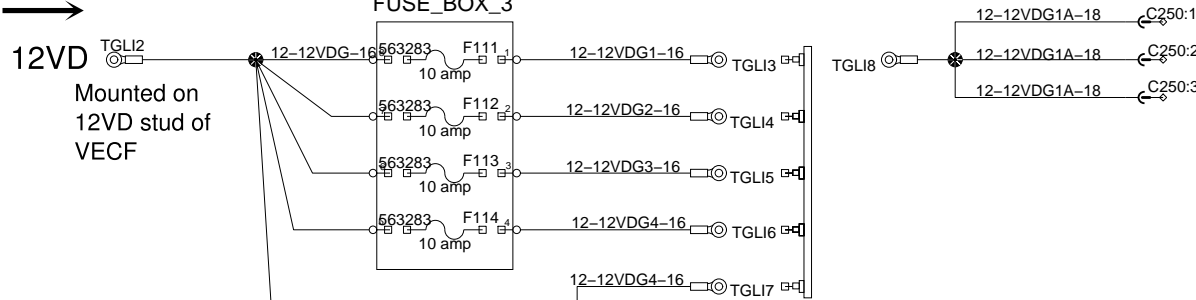
Input from Cadec



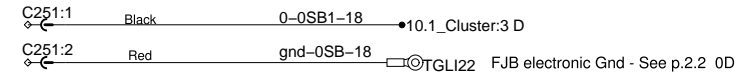
Cadec and Seat Belt Alarm



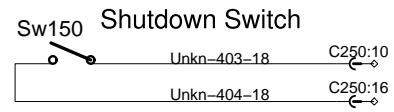
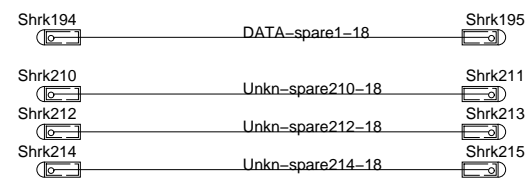
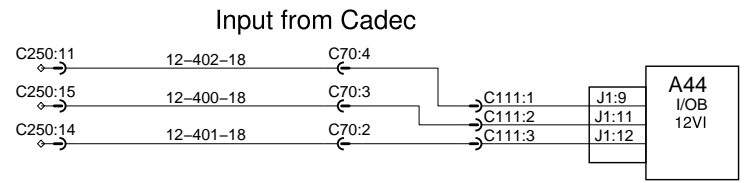
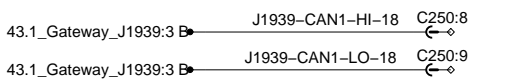
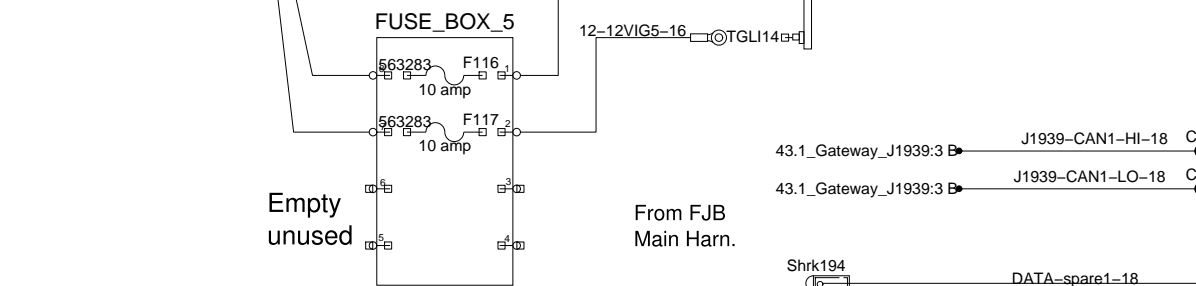
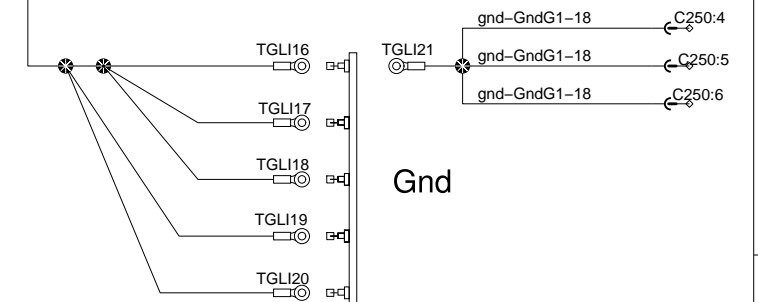
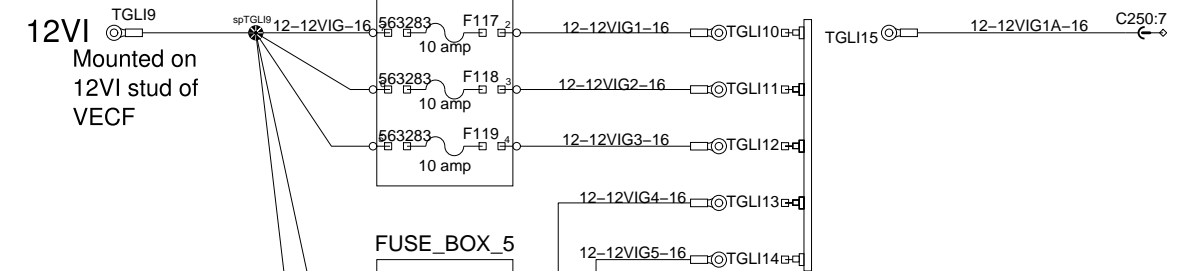
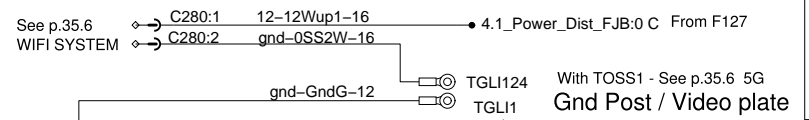
From FJB



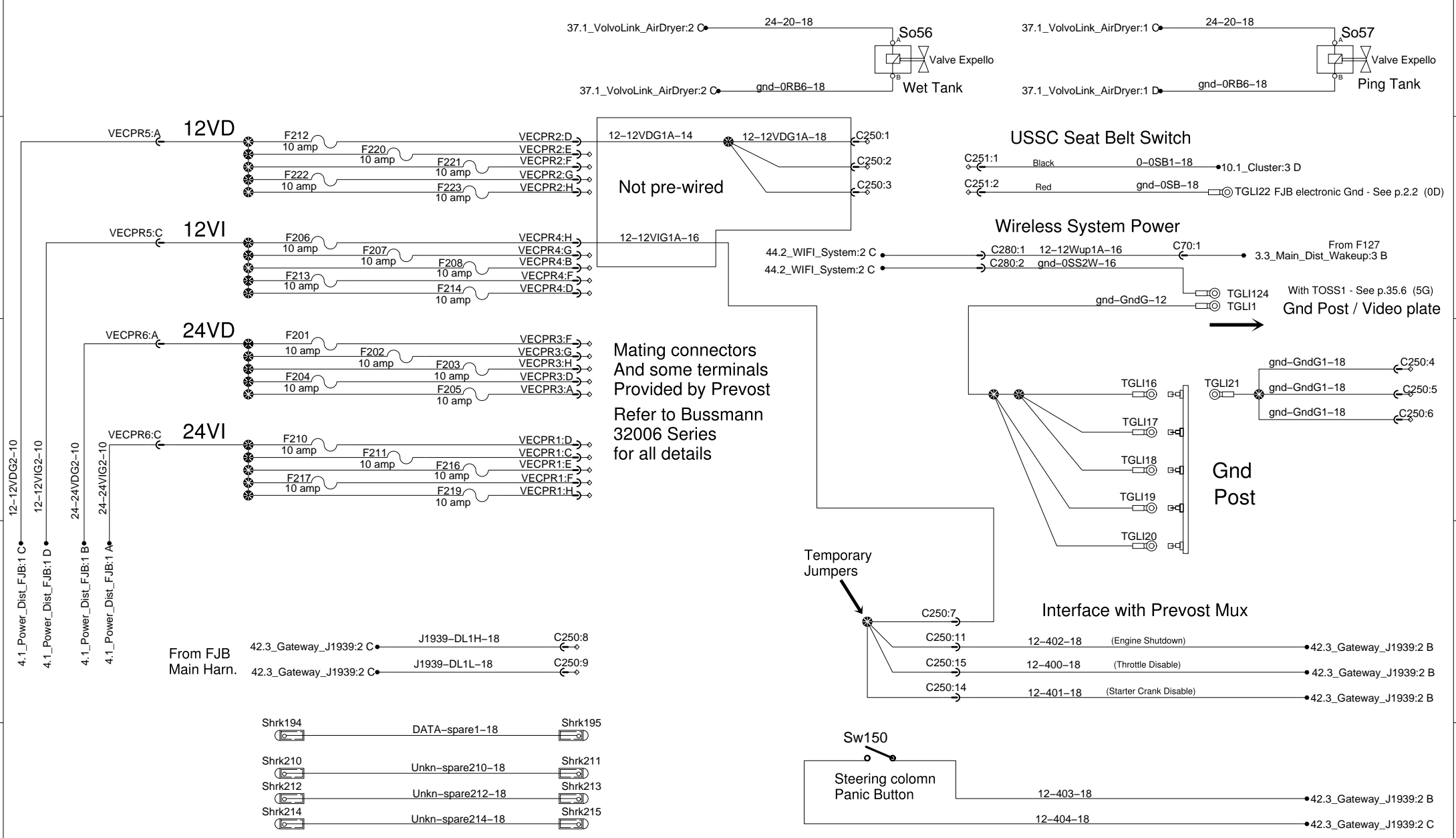
USSC Seat Belt Switch



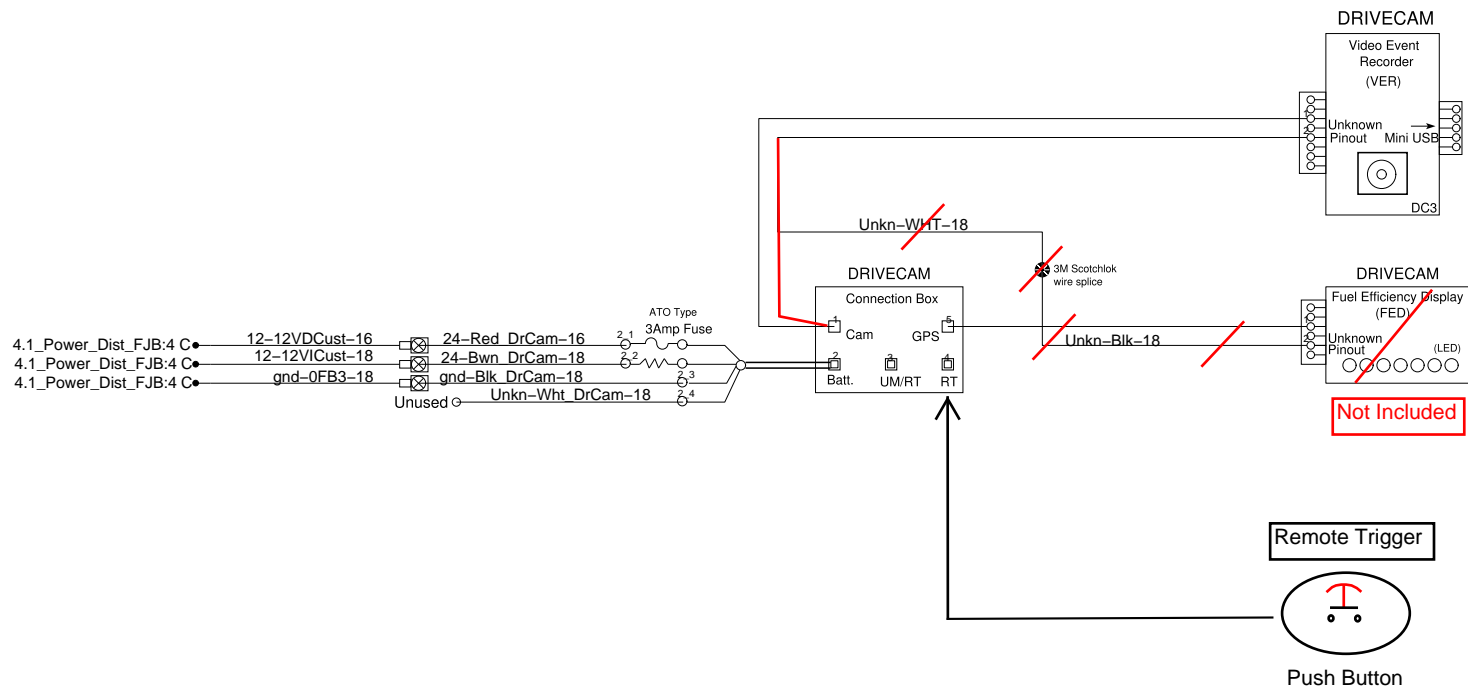
WIRELESS SYSTEM POWER



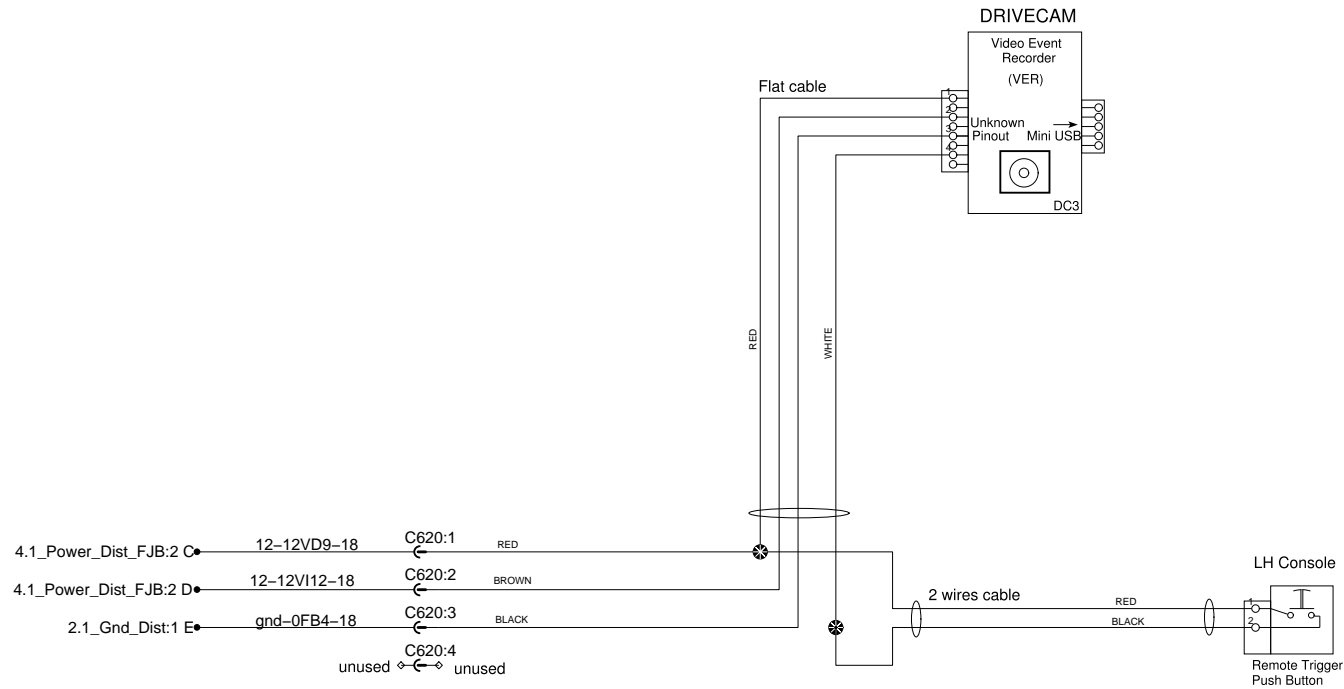
Private Fleet Management Connections



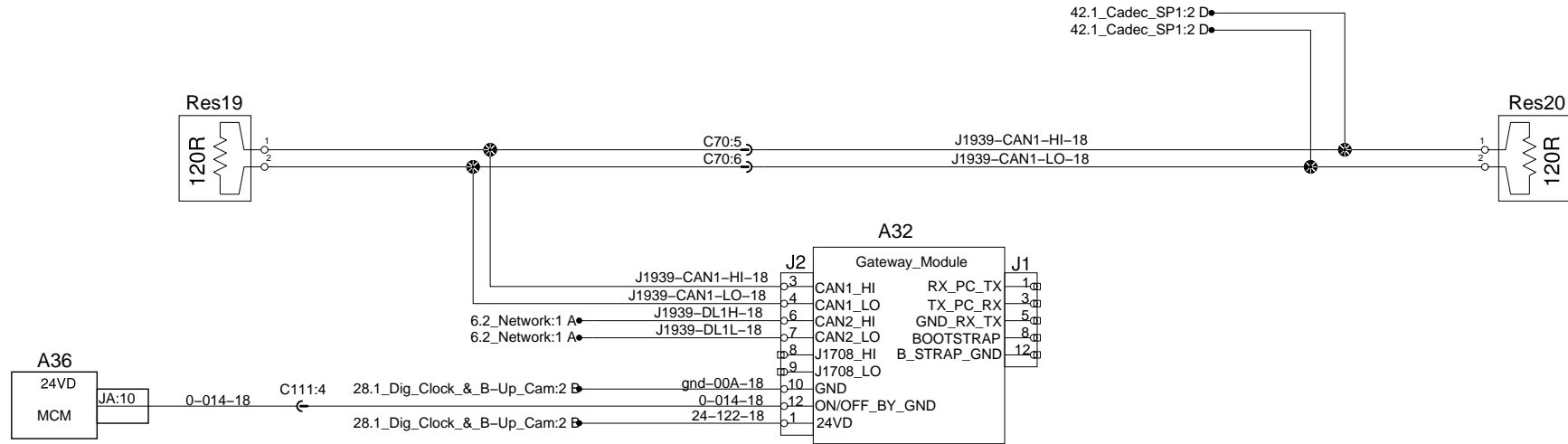
GLI SPECIAL REQUEST DRIVECAM FUEL EFFICIENCY DISPLAY



DriveCam Option

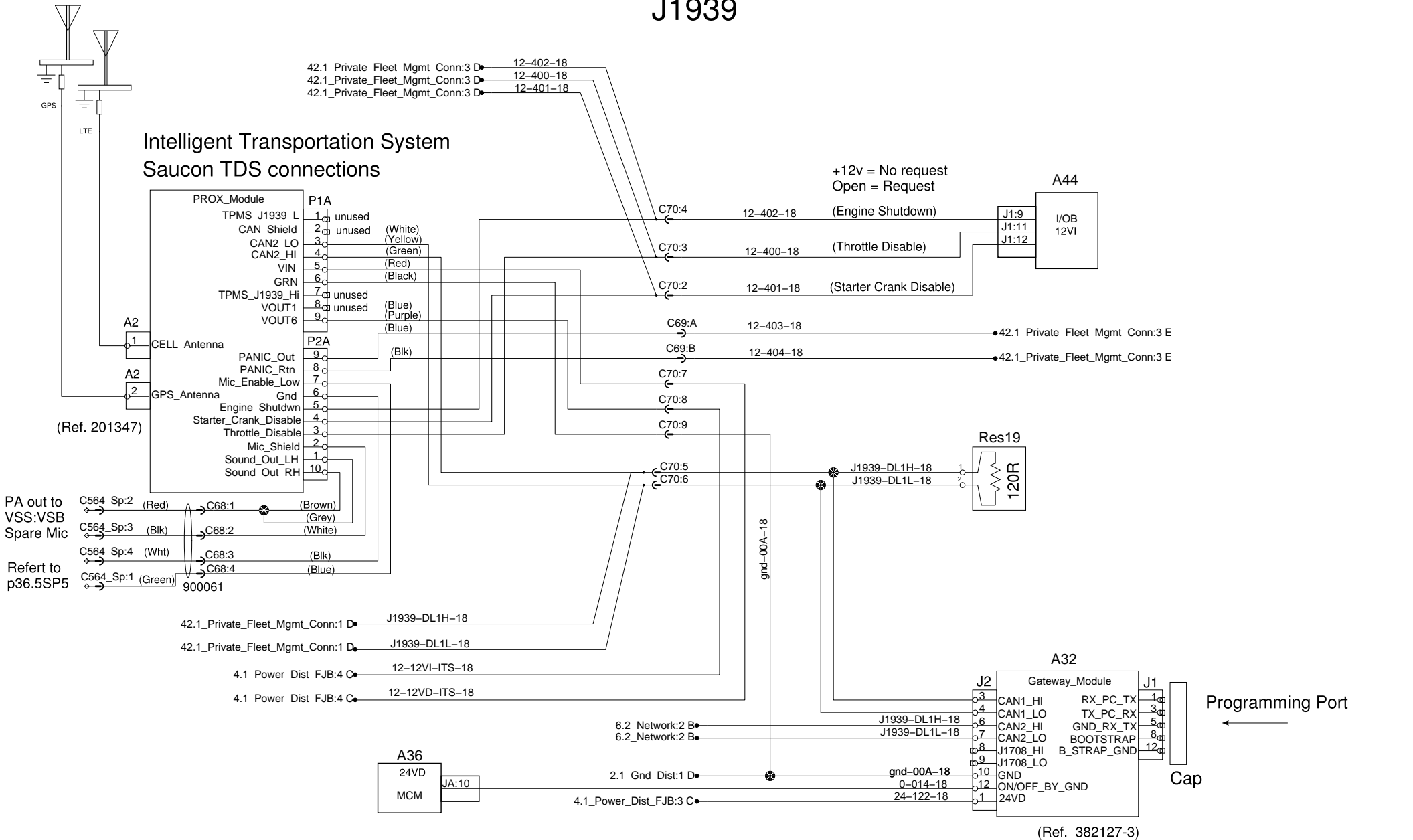


Gateway J1939



CTGI - Customer Telematic Gateway Interface J1939

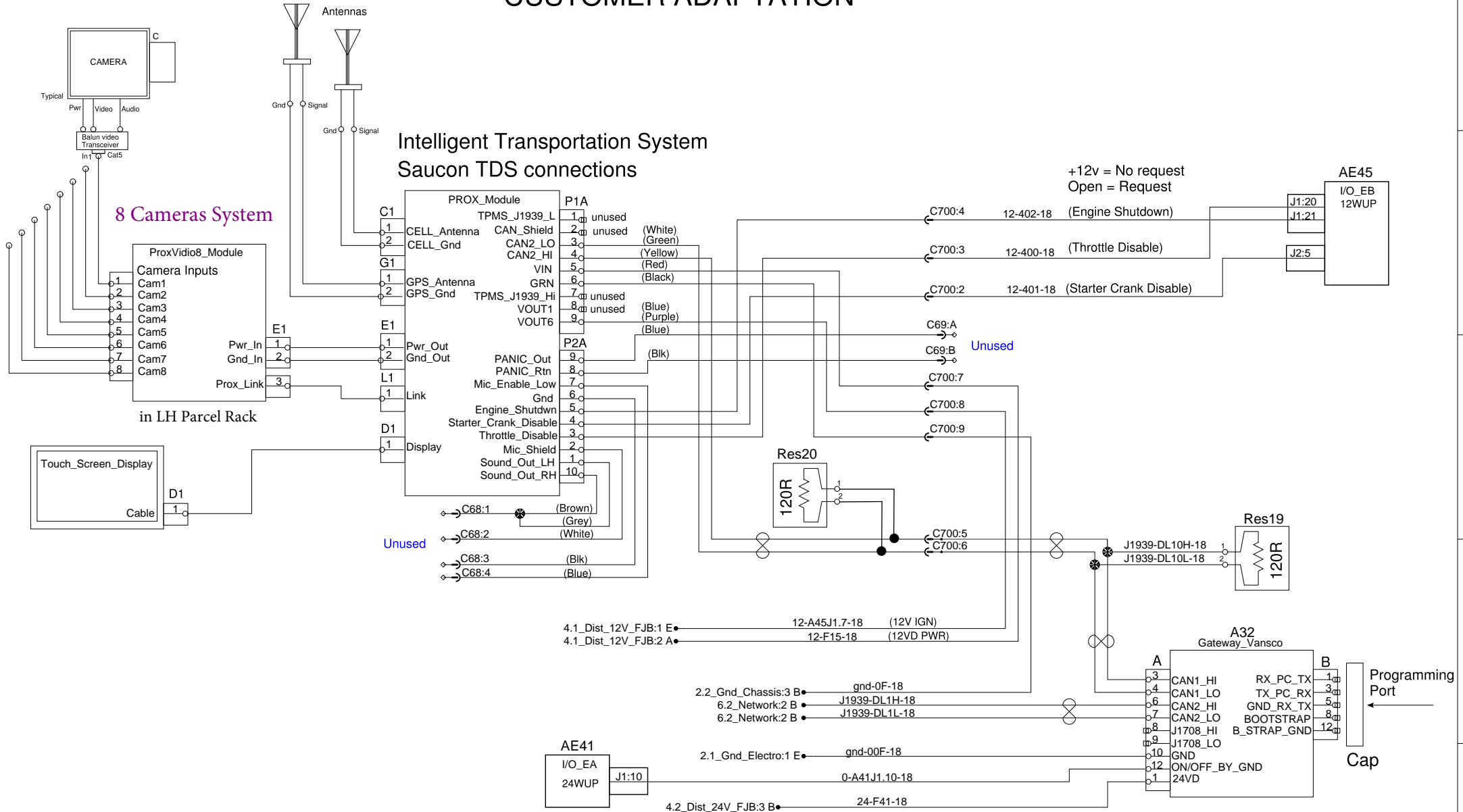
Intelligent Transportation System Saucon TDS connections



OPTION

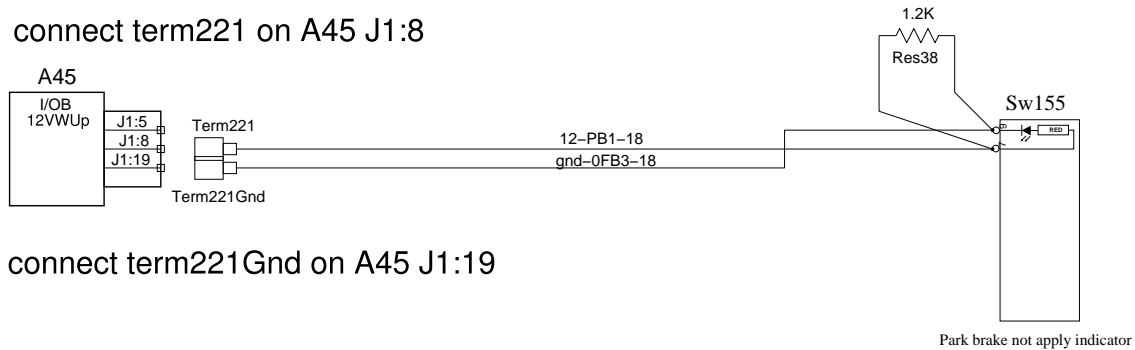
CTGI - Customer Telematic Gateway Interface J1939

CUSTOMER ADAPTATION

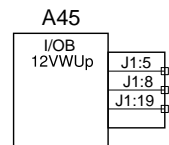


Refer to H-7409

Park brake not apply indicator with ignition

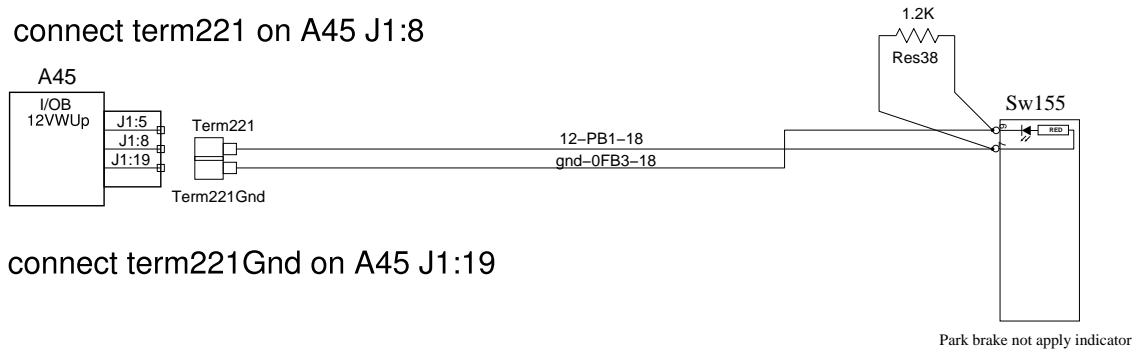


connect term221 on A45 J1:8

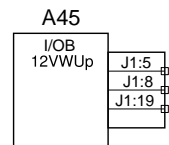


connect term221Gnd on A45 J1:19

Park brake not apply indicator with ignition

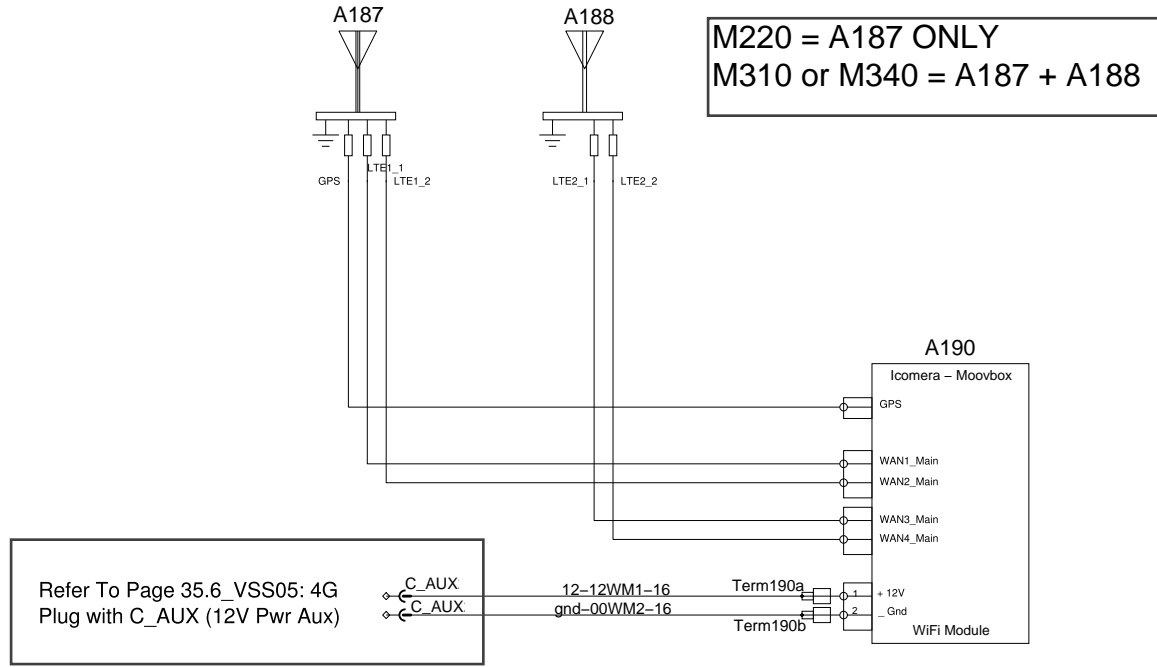


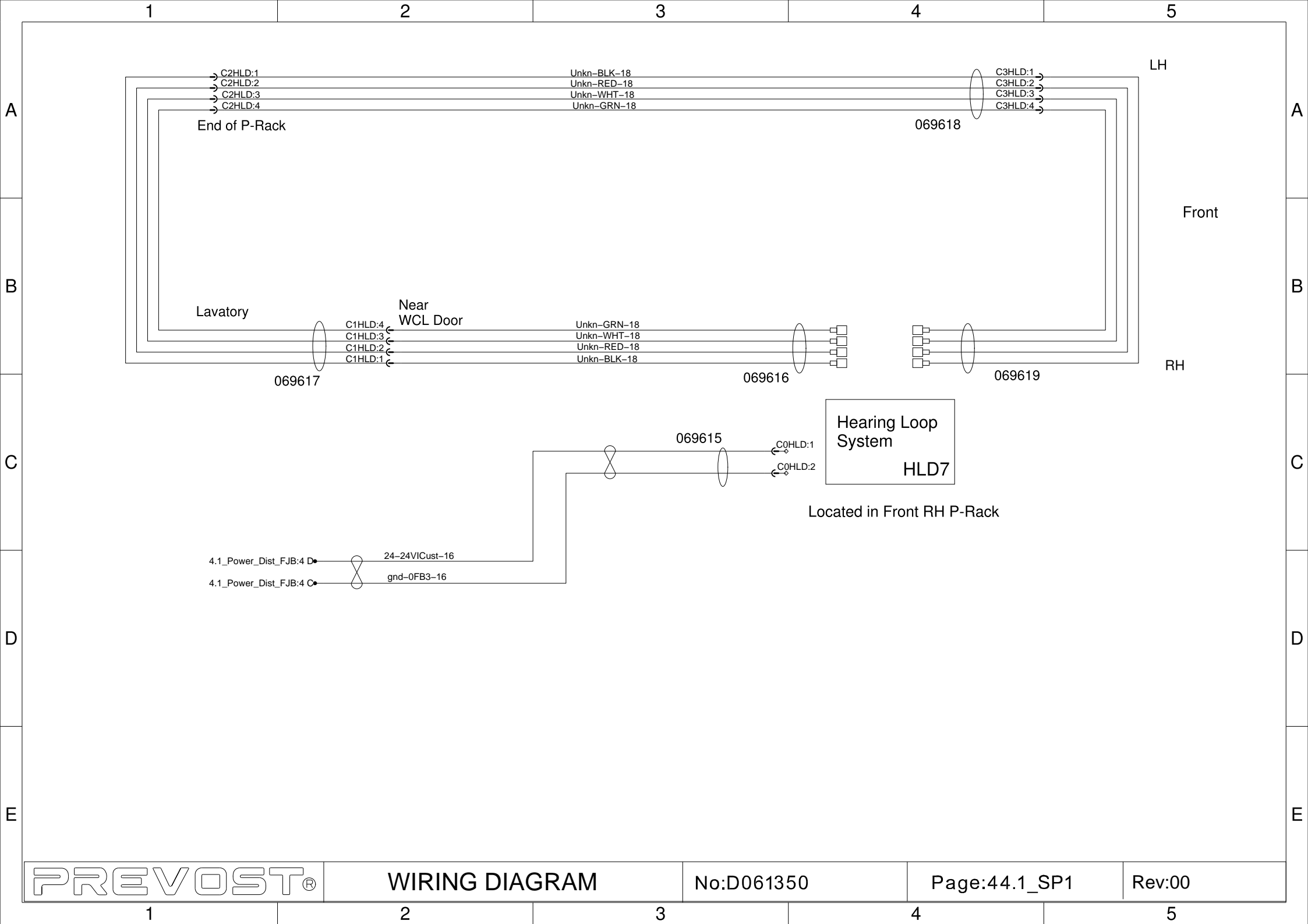
connect term221 on A45 J1:8

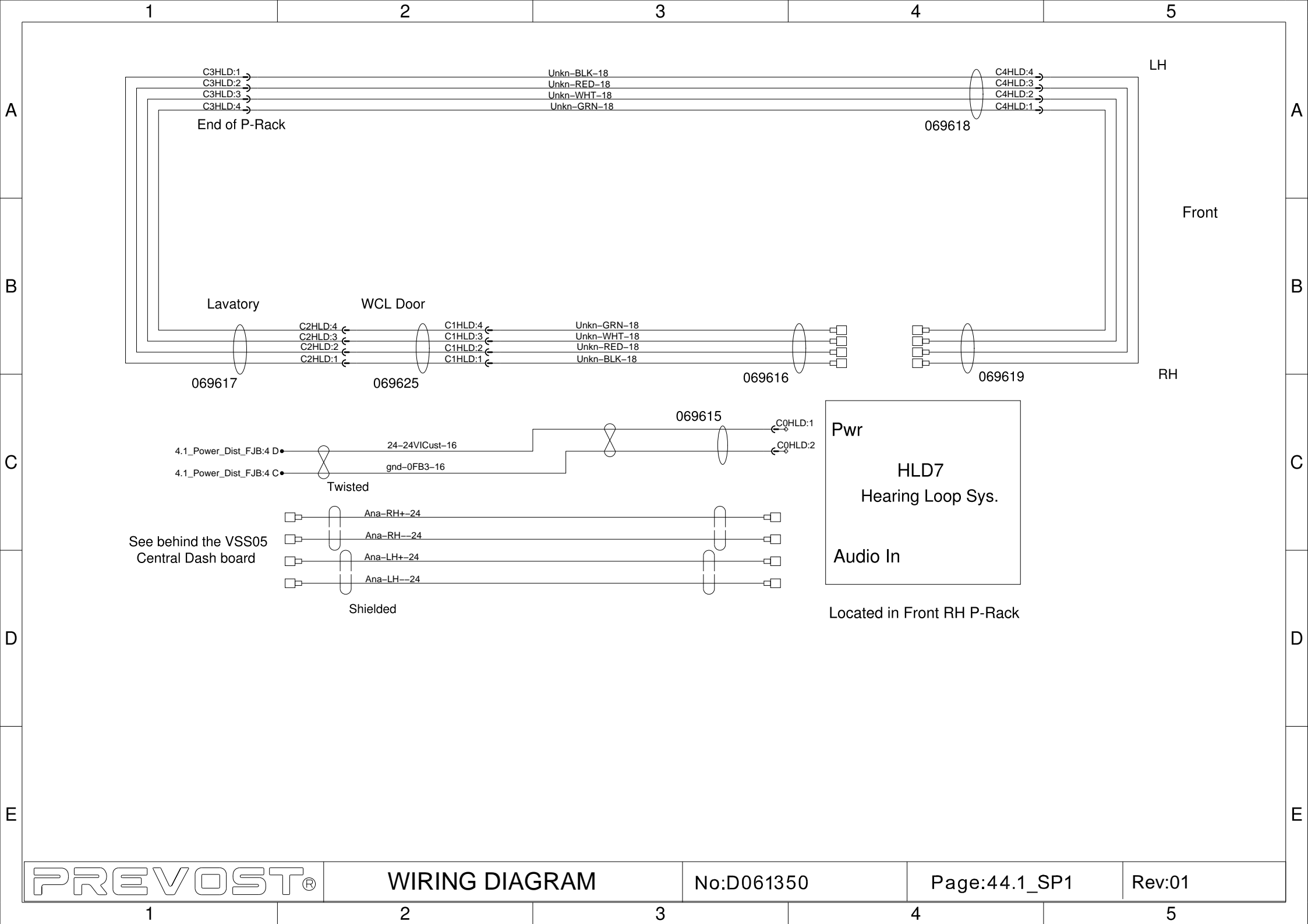


connect term221Gnd on A45 J1:19

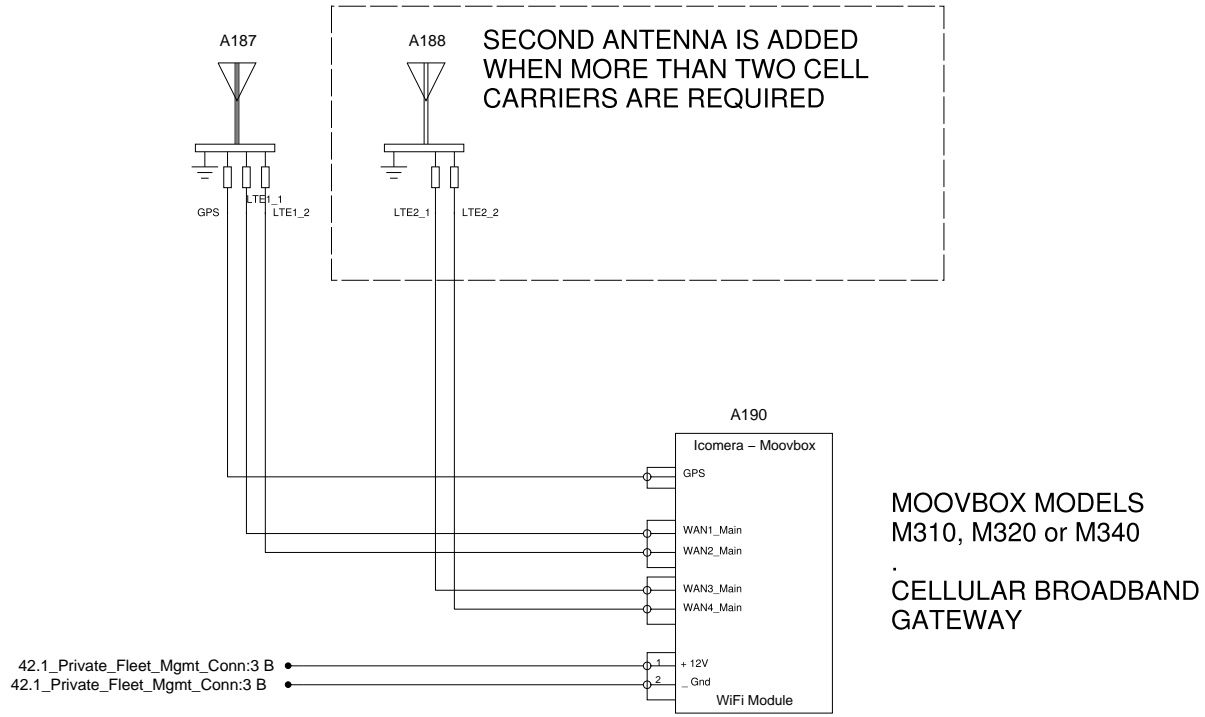
WIFI SYSTEM - OPTION








WIFI SYSTEM - OPTION



(DVR) SECURITY CAMERA RECORDER



0

1

2

3

4

A

A

B

B

C


C

D

D

E

E



To RoadRunner HD harness

To connect the following terminals, refer to pages below:

- Term_VECF4.F - page 4.1 2 B
- Term_VECF11.F - page 4.1 2 D
- Term_VECF3.H - page 4.1 2 B
- Term_LHflasher - page 26.1 1 C
- Term_RHflasher - page 26.1 1 C
- Term_Brake - page 12.1 2 C
- Term182 - page 2.1 0 E(FJB gnd stud)

0

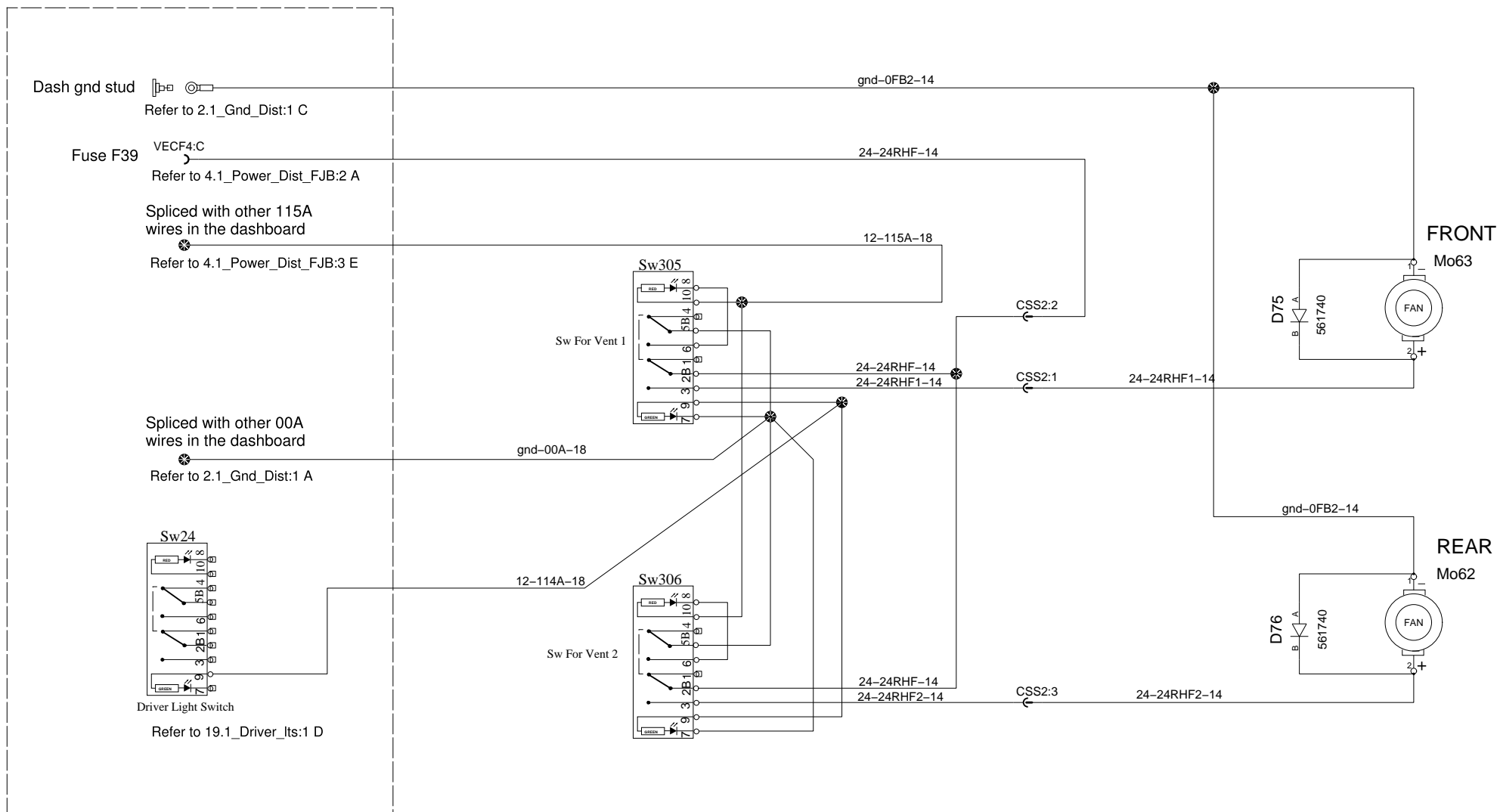
1

2

3

4

ROOF HATCHES WITH VENTILATION



0

1

2

3

4

A

A

WCL Distinct Hostess Chime

B

B

RH

Buttsplice

Term331

gnd-4DD-16

- Cut 4CWCL wire on Sw31 pin F
- Add the buttsplice on the door side wire
- shrink the unused 4CWCL wire

C

C

Term329

VSS05
Dashboard

A121H
VSB:12

C600-A

LH

Connect on N3
of SW98 switch

Term330

gnd-4DD-16

gnd-4DD-16

D

D

E

E

0

1

2

3

4