

PREVOST

Pneumatic diagram

PNEUMATIC DIAGRAMS H3-45 COACHES WITH FRONT BEAM AXLE

NO:	D140354 P0	REVISION :	I
-----	-------------------	------------	----------

EFF. OC#	2006038	PRIOR TO OC#	2007032
EFF. VEH#	#8-1045	PRIOR TO VEH#	# 9-1470

DR.	R.Bouillon	date	2009-05-15
CHK	Marc-Jose Handfield	appr	Marc-José Handfield

REV.	DATE	DESCRIPTION	PAGE	BY	CHK.	APPR.
A	2006-10-18	#7-0749 H3-45 PRELIMINARY VEHICLE #1, WITH ZF TRANSMISSION AND ESP ADVANCED				
	2007-01-15	#7-0855 H3-45 PRELIMINARY VEHICLE #2, WITH WORLD TRANSMISSION AND ESP ADVANCED				
	2007-05-02	#8-0948 H3-45 PRELIMINARY VEHICLE #3, WITH WORLD TRANSMISSION AND ABS 6 BASIC , ENGINE				
	2007-09-04	VOLVO MD-13 PRODUCTION VEHICLE #8-1045...				
B	2008-02-01	ENGINE VOLVO MD-13 Preliminary vehicles : No.1 #8-0948 , No.2 #8-0995 , No.3 #8-1096 PRODUCTION VEHICLE H3-45 : #8-1202 ... New page #D140354P11 New page #D140354PSP10	P.11 SP.10	Rob. Rob.	Rob. Rob.	M.J.H. M.J.H.
C	2008-03-10	TPMS (TIRE PRESSURE MONITORING SYSTEM) Production vehicle H3-45 #8-1170... Update on pages ; 3 , 8 , 10 , SP1 , SP7	SP5 & 5.1 P3 & 3.1 P8 & 8.1 P10 & 10.1 SP1 & 1.1 SP7 & 7.1	Rob. Rob. Rob. Rob. Rob. Rob.	Rob. Rob. Rob. Rob. Rob. Rob.	M.J.H. M.J.H. M.J.H. M.J.H. M.J.H. M.J.H.
D	2008-04-18	#D140354SP1 & SP7, Update, Rev C #D140354SP3, Update, Rev B NEW #D140354SP11, REAR AIR FILL VALVE SPECIAL	SP1 & 1.1 SP3 & 3.1 SP7 & 7.1 SP11 & 11.1	Y.L. Y.L. Y.L. Y.L.	Y.L. Y.L. Y.L. Y.L.	M.J.H. M.J.H. M.J.H. M.J.H.
E	2008-04-28	NEW #D140354SP12 , SPECIAL AIR DRYER WABCO INTO LUGGAGE COMPT.	SP12 & 12.1	Rob.	Rob.	M.J.H.

Pneumatic diagram

PNEUMATIC DIAGRAMS H3-45 COACHES WITH FRONT BEAM AXLE

REV.	DATE	DESCRIPTION	PAGE	BY	CHK.	APPR.
F	2008-06-27	D13 VOLVO ENGINE, ADD AIR CLEANER INJECTOR D140354 P12 & P13 NEW PAGE, RETROFIT PRIOR TO #8-1202	P12.0&P12.1 P13.0&13.1	Y.L. Y.L.	M.J.H. M.J.H.	M.J.H. M.J.H.
G	2008-11-27	NEW FRONT FACE LIFT , UPDATE PAGES 1,2,3,4,5,9 O.C.#2007032	P1.1 TO 1.4 2.1,3.1,4.1,5.1 and 9.1	Rob.	M.J.H.	M.J.H.
		ADD NEW PAGE 14 WITH OPTION RETARDER ALLISON TRANSMISSION O.C. #2005086	P14.1	Rob.	M.J.H.	M.J.H.
H	2009-01-15	#D140354SP1, #D140354SP7 : OC#2008107	SP1.1,SP7.1	Rob.	M.J.H.	M.J.H.
		#D140354P1 Revision C , OC#2007032	P1.1	Rob.	M.J.H.	M.J.H.
I	2009-05-15	#D140354P.1,2,8,9,10,12,SP4,SP9,SP10,SP12, UPDATE OC#2007032		Rob.	M.J.H.	M.J.H.

Pneumatic diagram

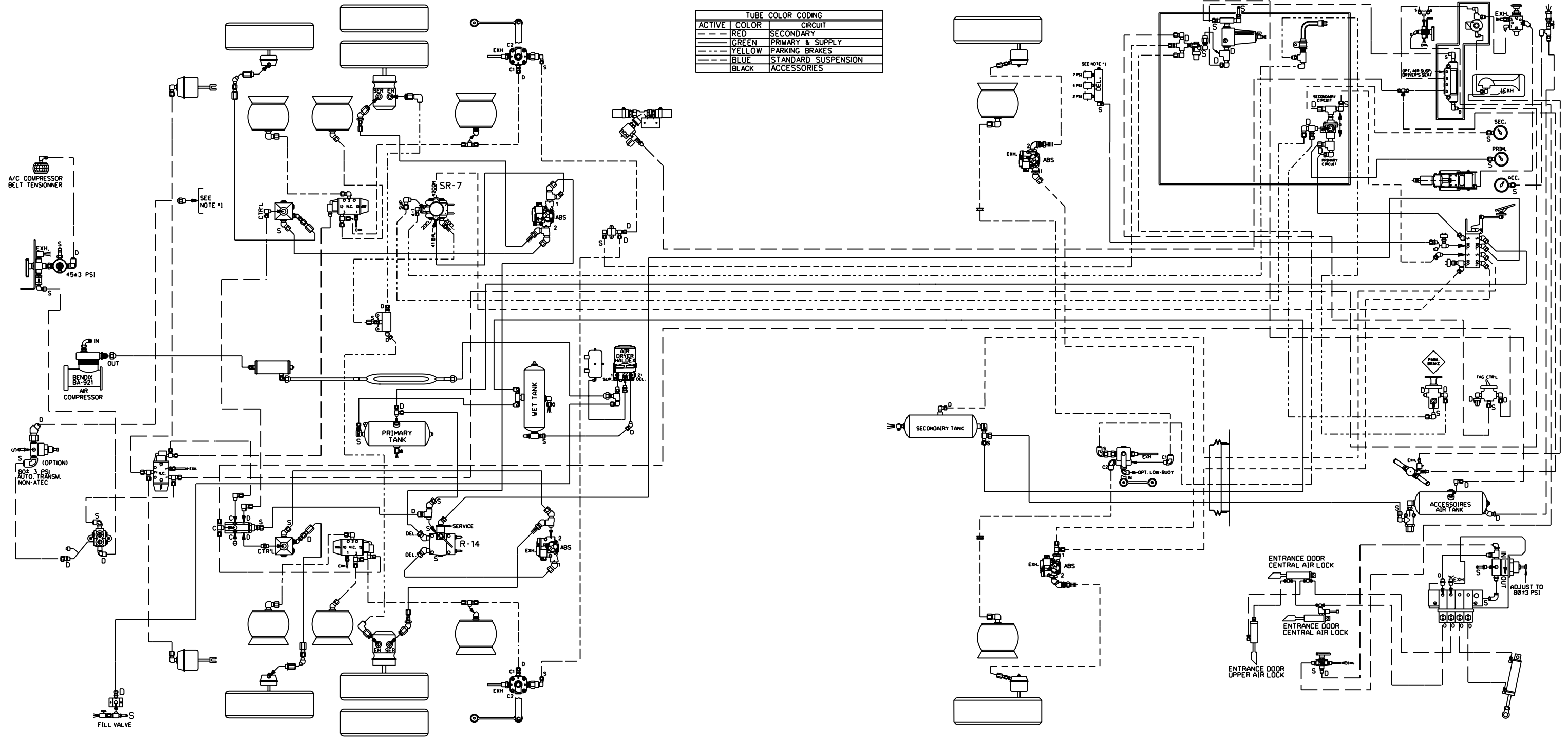
PNEUMATIC DIAGRAMS H3-45 COACHES WITH FRONT BEAM AXLE

PRODUCTION NUMBER	REV	EFF. VEH.	ECN	S.A.V. NUMBER	REV	DESCRIPTION
D140354P1.0	A	# 8-1045	2006038	D140354P1.1	D	FULL PNEUMATIC SYSTEM (STANDARD DIAGRAM) ABS 6
	B	# 9-1470	2007032	D140354P1.2	D	ACCESSORIES
	C	#9-1470	2007032		D	BRAKES SYSTEM
	D	#9-1470	2007032		D	SUSPENSION
D140354P2.0	A	# 8-1045	2006038	D140354P2.1	A	KNEELING OPTION
	B	#9-1470	2007032		B	
	C	#9-1470	2007032		C	
D140354P3.0	A	# 8-1045	2006038	D140354P3.1	A	KNEELING & LOW-BUOY OPTION
	B	# 9-1470	2007032		B	
C					C	
D140354P4.0	A	# 8-1045	2006038	D140354P4.1	A	KNEELING & HIGH-BUOY OPTION
	B	# 9-1470	2007032		B	
D140354P5.0	A	# 8-1045	2006038	D140354P5.1	A	KNEELING, LOW-BUOY & HIGH-BUOY OPTION
	B	# 9-1470	2007032		B	
D140354P6.0	A	# 8-1045	2006038	D140354P6.1	A	PARKING BRAKE WITH WCL WITHOUT KNEELING OPTION
D140354P7.0	A	# 8-1045	2006038	D140354P7.1	A	WITH ZF TRANSMISSION OPTION
D140354P8.0	A	# 8-1045	2006038	D140354P8.1	A	ESP ELECTRONIC STABILITY PROGRAM OPTION
	B				B	
	C				C	
D140354P9.0	A	# 8-1045	2006038	D140354P9.1	A	WITH DOOR AIR LOCK , LUGGAGE COMPARTMENT OPTION
	B	# 9-1470	2007032		B	
	C				C	
D140354P10.0	A	# 8-1045	2006038	D140354P10.1	A	WITH ZF TRANSMISSION AND ESP OPTION
	B				B	
	C				C	
D140354P11.0	A	# 8-1202	2005086	D140354P11.1	A	D13 VOLVO ENGINE WITH HALDEX AIR DRYER
D140354P12.0	A	# 8-1202	2008048	D140354P12.1	A	D13 VOLVO ENGINE WITH RETARDER ALLISON TRANSM.
	B				B	
D140354P13.0	A	# 8-1202	2008048	D140354P13.1	A	D13 VOLVO ENGINE WITHOUT RETARDER ALLISON TRANSM.

Pneumatic diagram

PNEUMATIC DIAGRAMS H3-45 COACHES WITH FRONT BEAM AXLE

D140354P14.0	A	# 8-1202	2005086	D140354P14.1	A	DETROIT ENGINE WITH RETARDER ALLISON TRANSMISSION
D140354SP1.0	A B C D	# 8-1045	2006038	D140354SP1.1	A B C D	"SPECIAL" WITH ZF TRANSMISSION + ESP AND TRAILER HITCH AIR BRAKE OPTION
D140354SP2.0	A	# 8-1045	2006038	D140354SP2.1	A	"SPECIAL" WITH WABCO AIR DRYER OPTION ORLEANS
D140354SP3.0	A B	# 8-1045	2006038	D140354SP3.1	A B	"SPECIAL" PARKING BRAKE RELEASE WITH SUPPLEMENTARY SWITCH & CUT-OFF AIR SUPPLY TO ENGINE COMPARTMENT ACCESSORIES OPTIONS
D140354SP4.0	A B	# 8-1045	2006038	D140354SP4.1	A B	"SPECIAL" WITH UNLOAD TAG SYSTEM (PITMAN ARM ACTUATED) OPTION
D140354SP5.0	A B	# 8-1170	2007047	D140354SP5.1	A B	"SPECIAL" WITH UNLOAD TAG SYSTEM (PITMAN ARM ACTUATED) OPTION AND ESP OPTION
D140354SP6.0	A	# 8-1045	2006038	D140354SP6.1	A	"SPECIAL" PARKING BRAKE OVERRULE OPTION
D140354SP7.0	A B C D	# 8-1045	2006038	D140354SP7.1	A B C D	"SPECIAL" WITH ALLISON TRANSMISSION + ESP AND TRAILER HITCH AIR BRAKE OPTION
D140354SP8.0	A B C	# 8-1045	2006038	D140354SP8.1	A B C	"SPECIAL" FAST KNEELING WITH FRONT SUPPLEMENTARY AIR TANK & HIGH-BUOY OPTION
D140354SP9.0	A B	# 8-1045	2006038	D140354SP9.1	A B	"SPECIAL" WITH INDEPENDENT DOOR AIR LOCK , LUGGAGE COMPARTMENT OPTION
D140354SP10.0	A B	# 8-1202	2005086	D140354SP10.1	A B	"SPECIAL" WITH WABCO AIR DRYER AND VOLVO D13 ENGINE
D140354SP11.0	A	# -	2006038	D140354SP11.1	A	REAR AIR FILL VALVE SPECIAL
D140354SP12.0	A B	# 8-1329	----	D140354SP12.1	A B	"SPECIAL" WITH WABCO AIR DRYER INTO LUGGAGE COMPARTMENT OPTION AND VOLVO D13 ENGINE ORLEANS



PREVOST®

DESCRIPTION: H3-41 & H3-45 COACHES, ENGINE 2007,
WITH FRONT BEAM AXLE
FULL PNEUMATIC SYSTEM

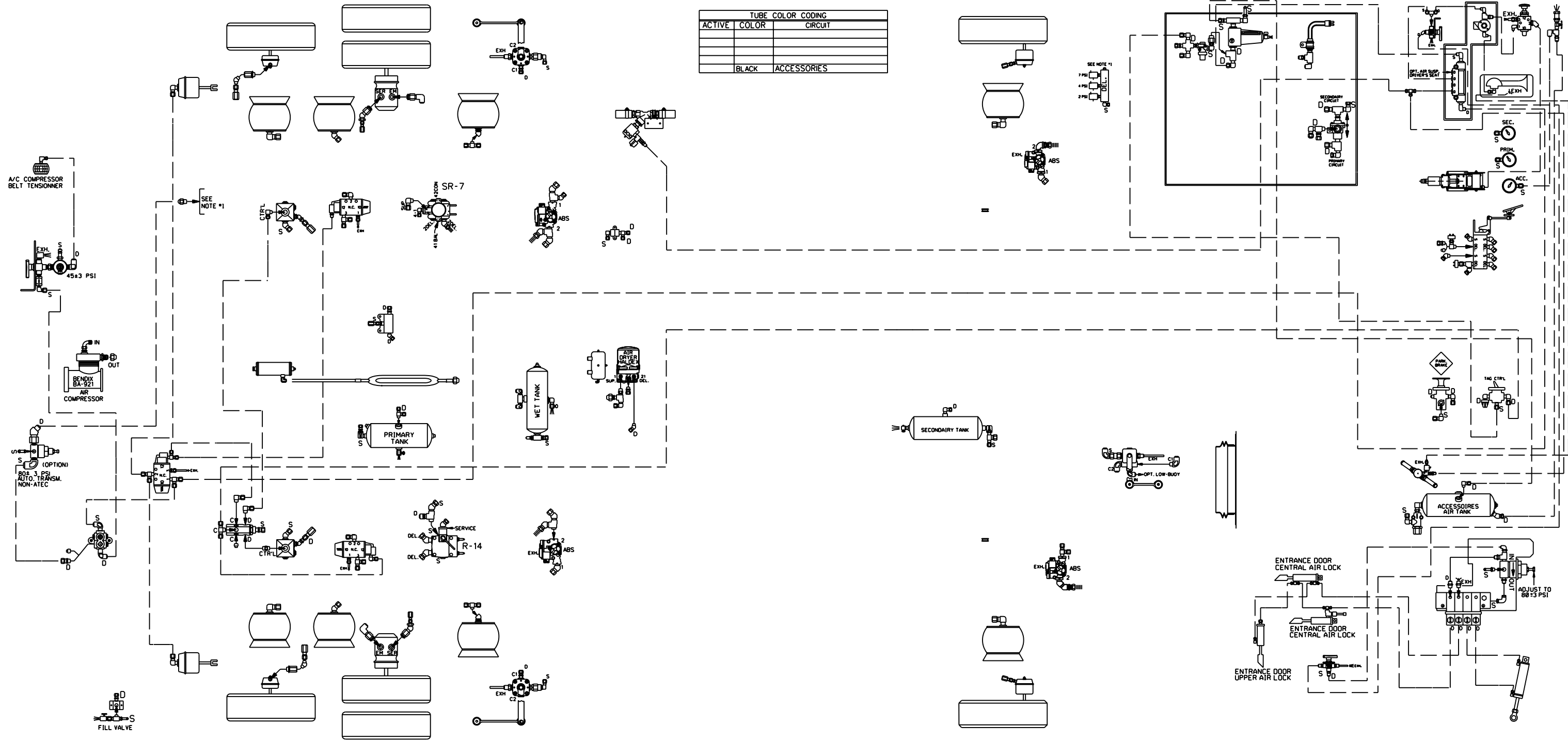
EFF. W/ VEH : #8-1045

PAGE:

DATE: 2007/05

REV.: A

D140354 P1.1

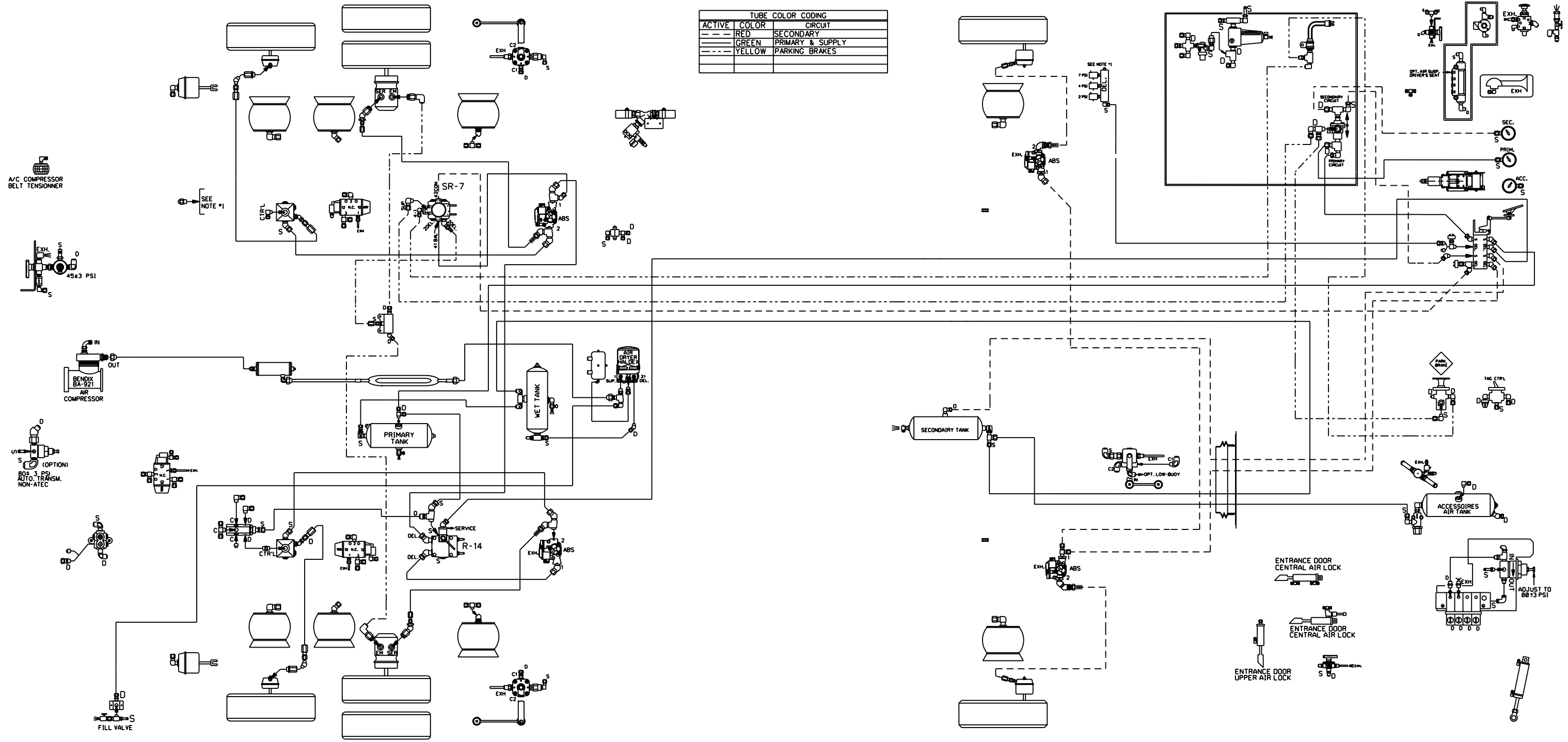


PREVOST®

DESCRIPTION: H3-41 & H3-45 COACHES, ENGINE 2007,
WITH FRONT BEAM AXLE
ACCESSORIES

EFF. W/ VEH : #8-1045
DATE: 2007/05 REV.: A

PAGE: D140354P1.2



PREVOST®

DESCRIPTION:

H3-41 & H3-45 COACHES, ENGINE 2007,
WITH FRONT BEAM AXLE
BRAKES SYSTEM

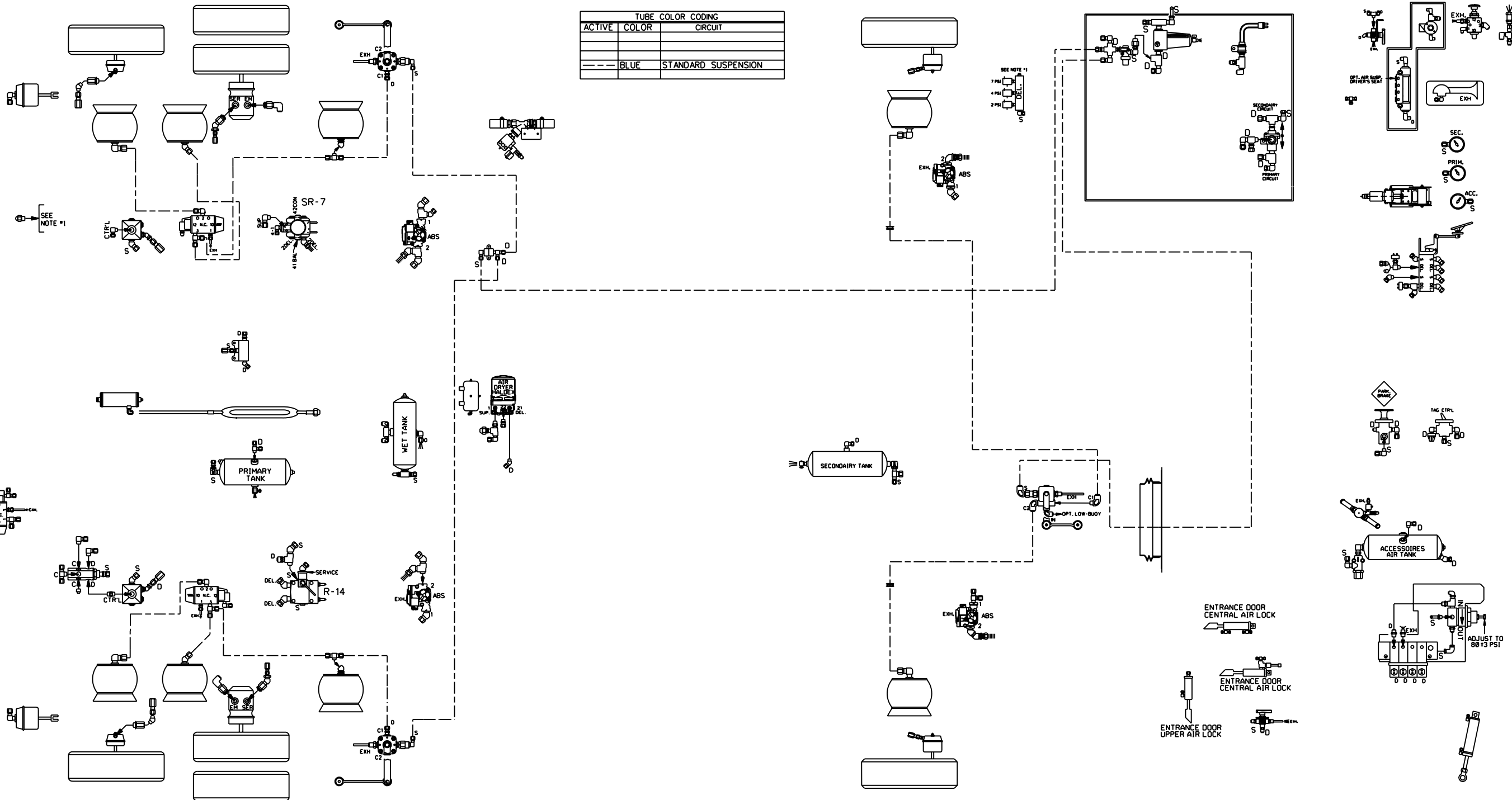
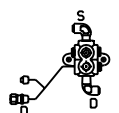
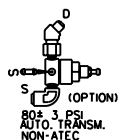
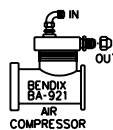
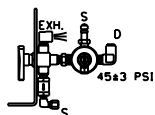
EFF. W/ VEH : #8-1045

PAGE:

DATE: 2007/05 REV.: A

D140354 P1.3

A/C COMPRESSOR
BELT TENSIONER



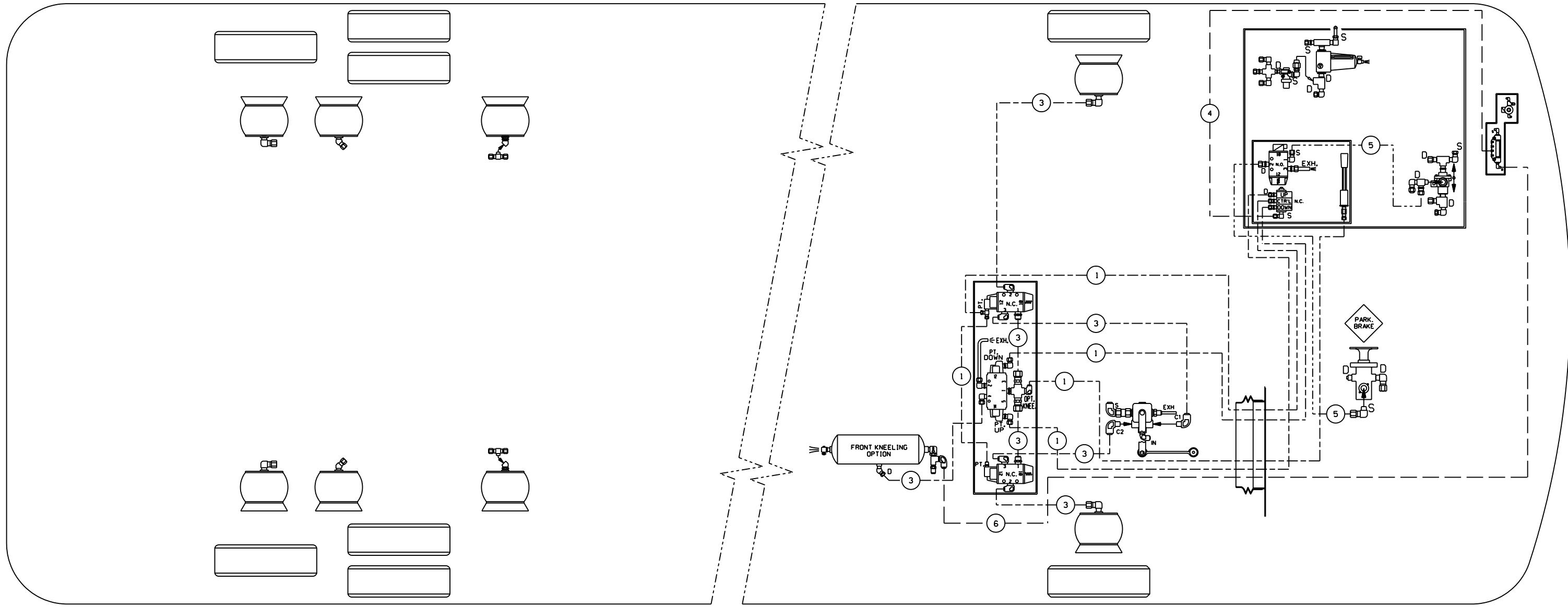
TUBE COLOR CODING		
ACTIVE	COLOR	CIRCUIT
---	BLUE	STANDARD SUSPENSION

PREVOST®

DESCRIPTION: H3-41 & H3-45 COACHES, ENGINE 2007,
WITH FRONT BEAM AXLE
STANDARD SUSPENSION

EFF. W/ VEH : #8-1045
DATE: 2007/05 REV.: A

PAGE: D140354 P1.4



TUBE COLOR CODING		
ACTIVE	COLOR	CIRCUIT
---	YELLOW	PARKING BRAKE
---	BLACK	ACCESSORIES
---	BLUE	KNEELING OPTION

BALLOON	PIPE
#1	1/4" O.D. BLUE
#2	3/8" O.D. BLUE
#3	1/2" O.D. BLUE
#4	1/4" O.D. BLACK
#5	3/8" O.D. YELLOW
#6	3/8" O.D. BLACK

PREVOST®

DESCRIPTION:

H3-41 & H3-45 COACHES,
WITH FRONT BEAM AXLE
WITH FRONT KNEELING OPTION

EFF. W/ VEH :

#8-1045...

PAGE:

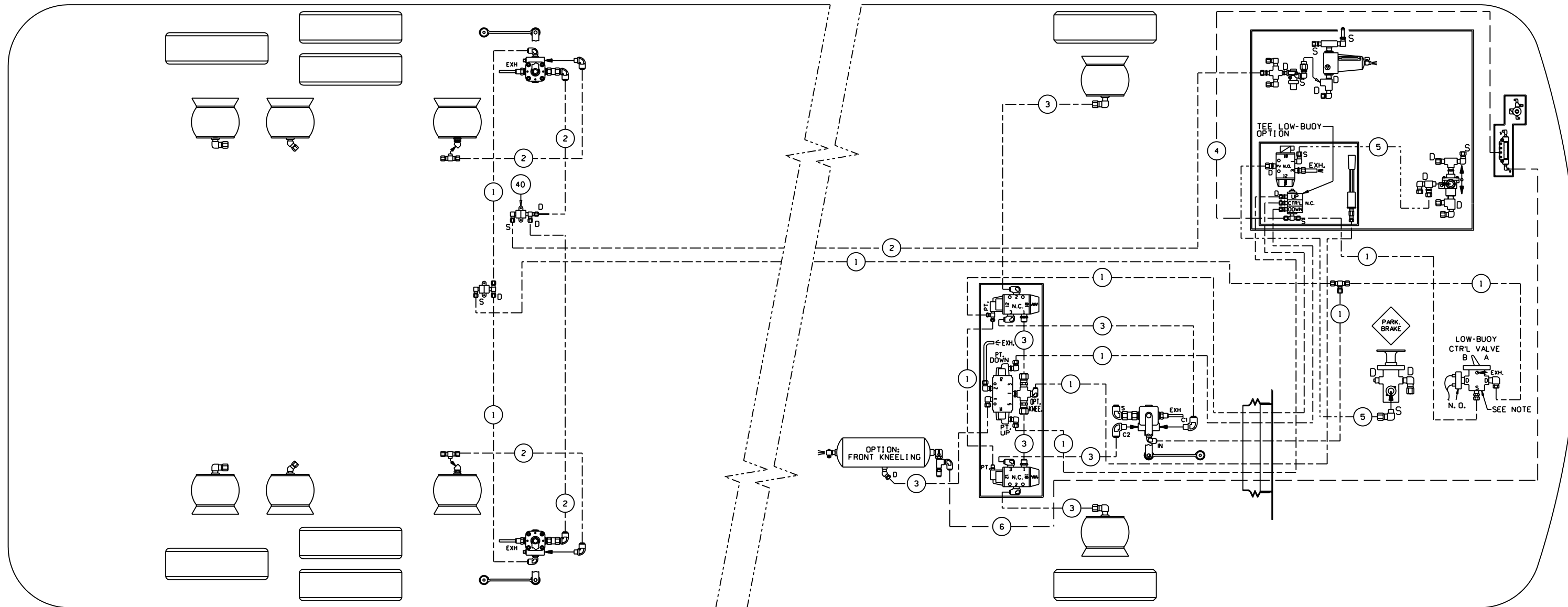
D140354 P2.1

DATE:

2007/05

REV.:

A



TUBE COLOR CODING	
ACTIVE COLOR	CIRCUIT
----	YELLOW PARKING BRAKE
----	BLACK ACCESSORIES
----	BLUE KNEELING OPTION

CONTROL VALVE OPT. "LOW-BUOY" , "A" OR "B" SETTING:

POSITION "A": VALVE IS OPEN,
AIR FLOW BETWEEN SUPPLY (S) AND
DELIVERY (D) , LOW-BUOY IS IN FUNCTION.

POSITION "B": VALVE CLOSED,
AIR DOESN'T FLOW BETWEEN SUPPLY (S) AND
DELIVERY (D) , LOW-BUOY IS NOT IN FUNCTION.

BALLOON	PIPE
•1	1/4" O.D. BLUE
•2	3/8" O.D. BLUE
•3	1/2" O.D. BLUE
•4	1/4" O.D. BLACK
•5	3/8" O.D. YELLOW
•6	3/8" O.D. BLACK

PREVOST®

DESCRIPTION:

H3-41 & H3-45 COACHES,
WITH FRONT BEAM AXLE
WITH KNEELING AND LOW-BUOY OPTION

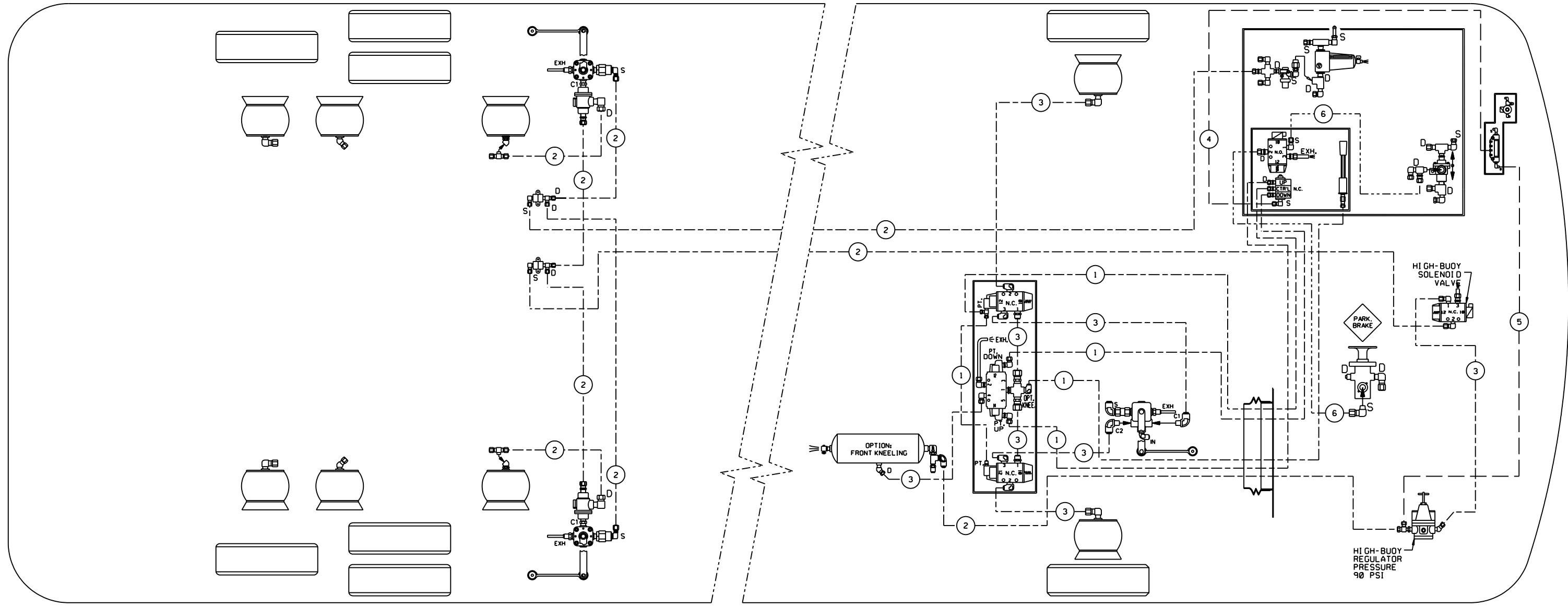
EFF. W/ VEH : #8-1045...

PAGE:

DATE:
2007/05

REV.:
A

D140354 P3.1



TUBE COLOR CODING		
ACTIVE	COLOR	CIRCUIT
---	YELLOW	PARKING BRAKE
---	BLACK	ACCESSORIES
---	BLUE	KNEELING OPTION

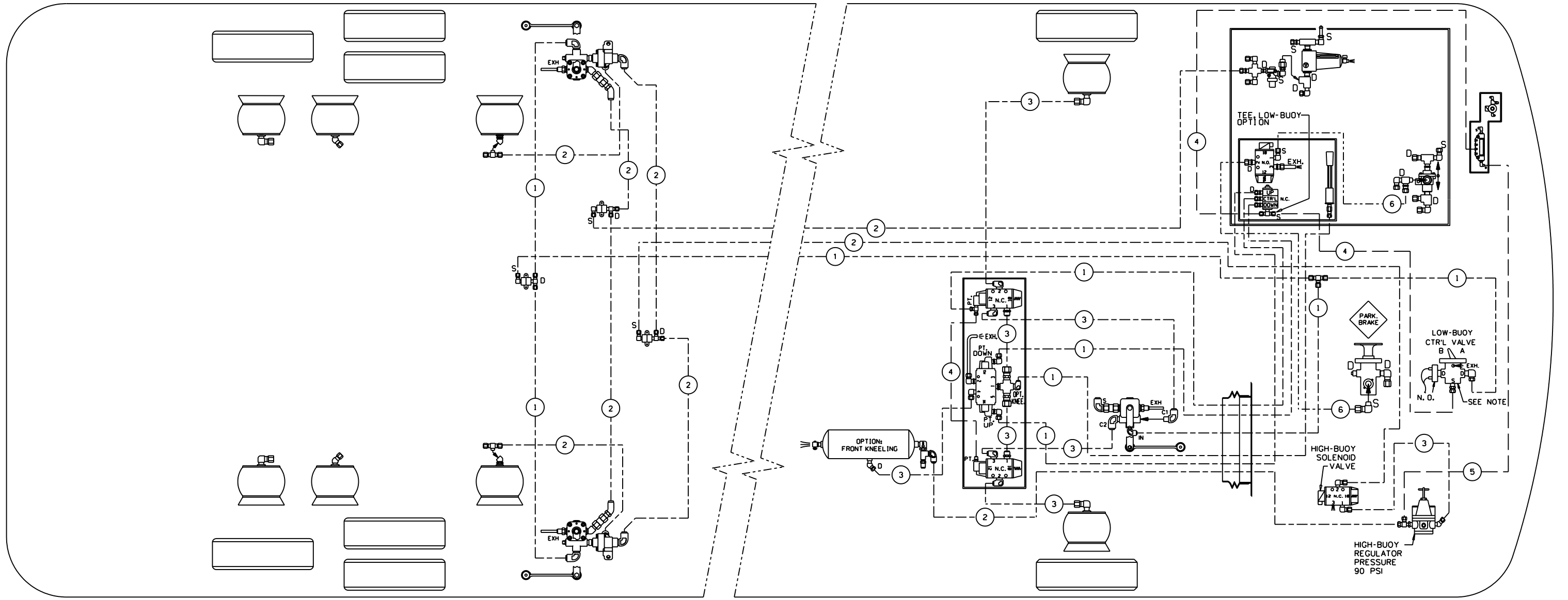
BALLOON	PIPE
#1	1/4" O.D. BLUE
#2	3/8" O.D. BLUE
#3	1/2" O.D. BLUE
#4	1/4" O.D. BLACK
#5	3/8" O.D. BLACK
#5	3/8" O.D. YELLOW

PREVOST®

DESCRIPTION: H3-41 & H3-45 COACHES,
WITH FRONT BEAM AXLE
WITH FRONT KNEELING AND HIGH-BUOY
COMBINATION OPTION

EFF. W/ VEH : #8-1045...
DATE: 2007/05
REV.: A

PAGE: D140354 P4.1



TUBE COLOR CODING		
ACTIVE	COLOR	CIRCUIT
---	YELLOW	PARKING BRAKE
---	BLACK	ACCESSORIES
---	BLUE	SUSPENSION OPTION

CONTROL VALVE OPT. "LOW-BUOY" , "A" OR "B" SETTING:

POSITION "A": VALVE IS OPEN,
AIR FLOW BETWEEN SUPPLY (S) AND
DELIVERY (D) , LOW-BUOY IS IN FUNCTION.

POSITION "B": VALVE CLOSED,
AIR DOESN'T FLOW BETWEEN SUPPLY (S) AND
DELIVERY (D) , LOW-BUOY IS NOT IN FUNCTION.

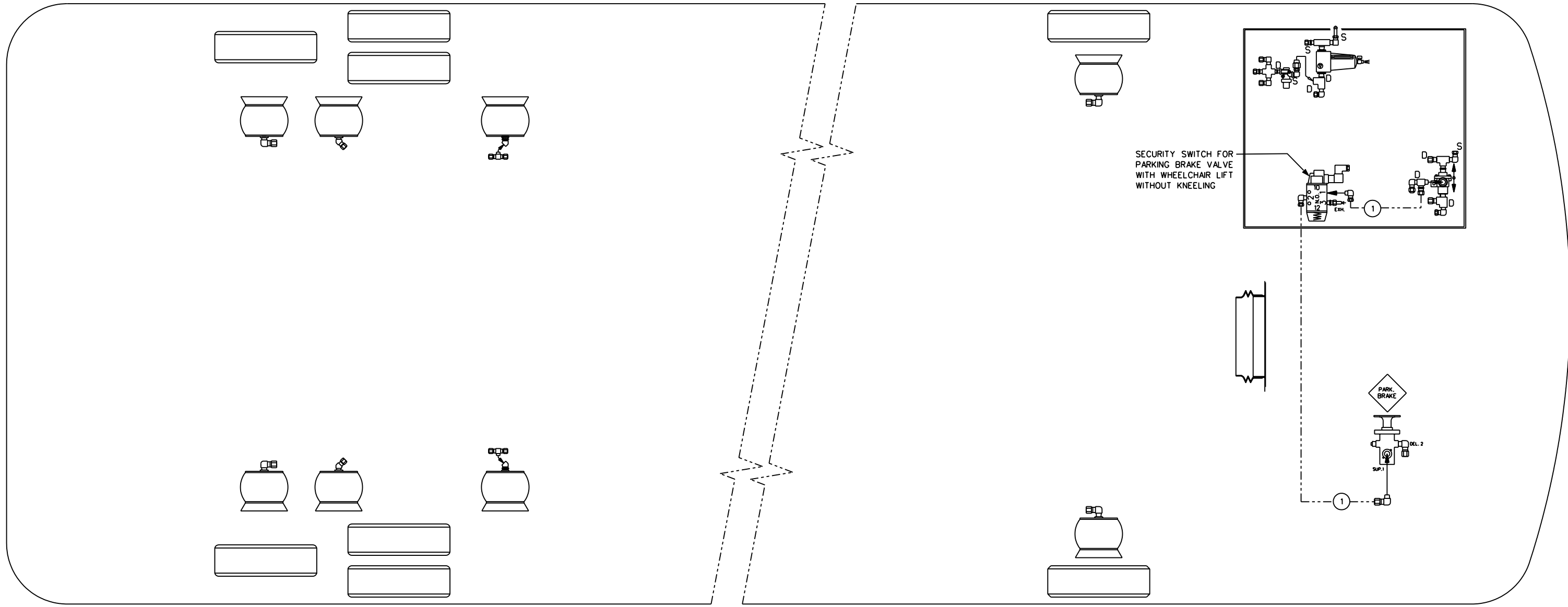
BALLOON	PIPE
*1	1/4" O.D. BLUE
*2	3/8" O.D. BLUE
*3	1/2" O.D. BLUE
*4	1/4" O.D. BLACK
*5	3/8" O.D. BLACK
*6	3/8" O.D. YELLOW

PREVOST®

DESCRIPTION: H3-41 & H3-45 COACHES,
WITH FRONT BEAM AXLE
WITH KNEELING, LOW-BUOY & HIGH-COMBINATION

EFF. W/ VEH : #8-1045...
DATE: 2007/05 REV.: A

PAGE: D140354 P5.1



TUBE COLOR CODING		
ACTIVE	COLOR	CIRCUIT
---	YELLOW	PARKING BRAKE

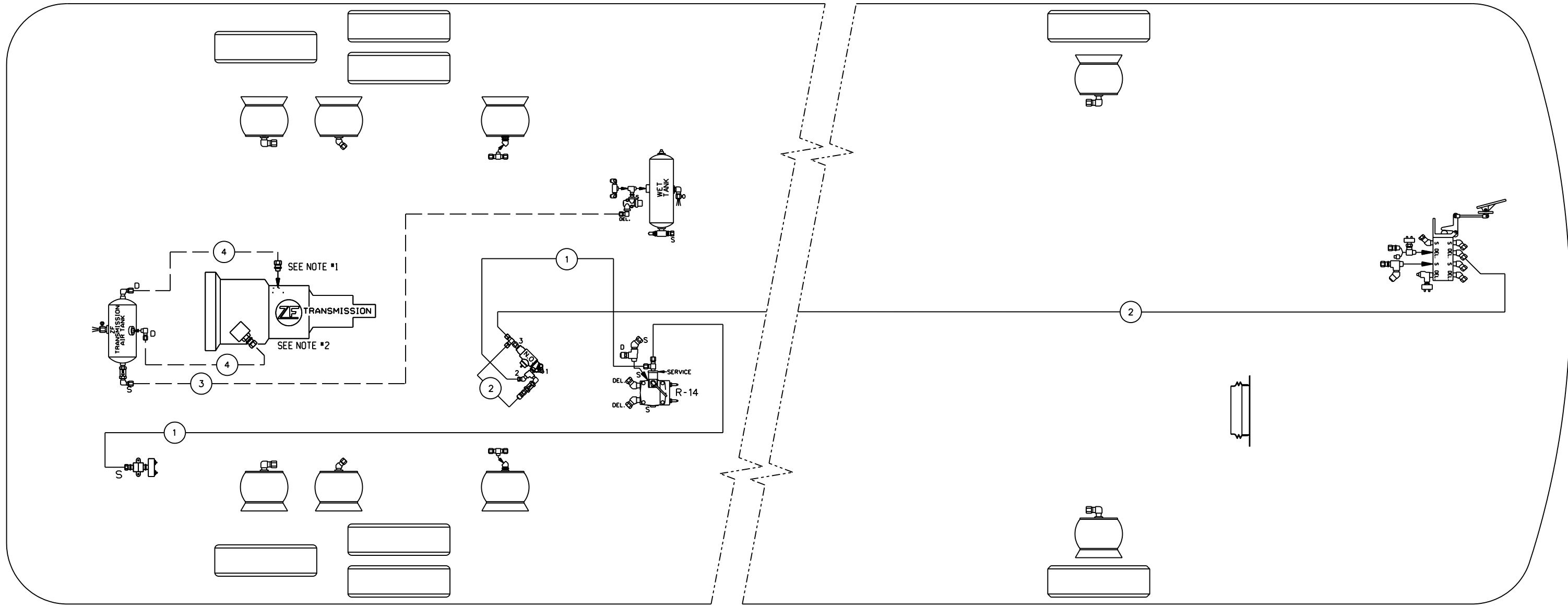
BALLOON	PIPE
*1	3/8" O.D. YELLOW

PREVOST®

DESCRIPTION: H3-41 & H3-45 COACHES, WITH FRONT BEAM AXLE WITH PARKING BRAKE OPTION WITH WHEELCHAIR LIFT AND WITHOUT KNEELING

EFF. W/ VEH : #8-1045...
 DATE: 2007/05
 REV.: A

PAGE: D140354 P6.1



NOTE #1: COMPRESSED AIR LINE FOR CLUTCH ACTUATOR

#2: COMPRESSED AIR LINE FOR TRANSMISSION ACTUATOR

#3: BASED ON #D140300 P.1

TUBE COLOR CODING	
ACTIVE COLOR	CIRCUIT
GREEN	PRIMARY & SUPPLY
BLACK	ACCESSORIES

BALLOON	PIPE
*1	3/8" O.D. GREEN
*2	1/2" O.D. GREEN
*3	3/8" O.D. BLACK
*4	5/8" O.D. BLACK

PREVOST®

DESCRIPTION:

H3-41 & H3-45 COACHES, WITH FRONT BEAM AXLE
WITH OPTION ZF TRANSMISSION

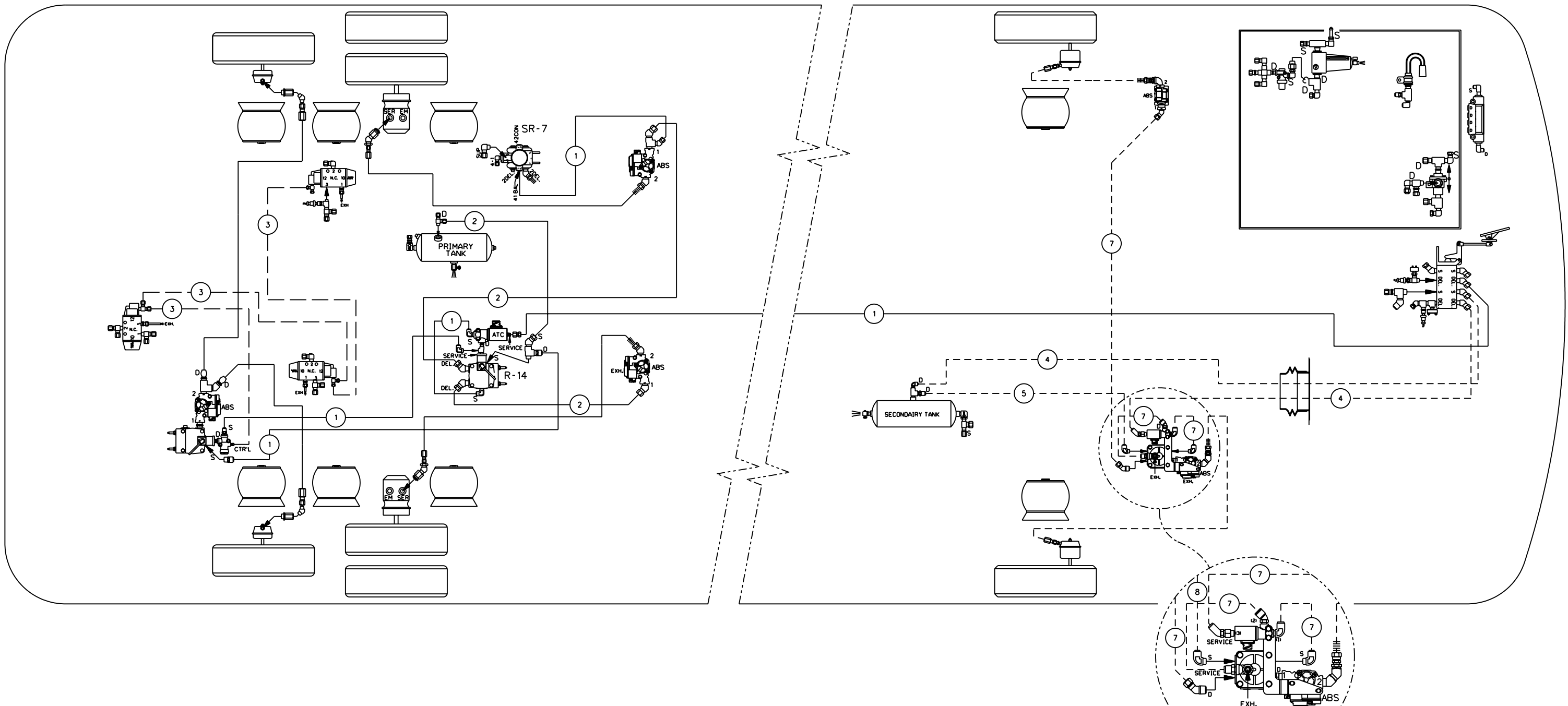
EFF. W/ VEH : #8-1045...

PAGE:

D140354 P7.1

DATE: 2007/05

REV.: A



TUBE COLOR CODING		
ACTIVE	COLOR	CIRCUIT
—	GREEN	PRIMARY & SUPPLY
---	BLACK	ACCESSORIES
- - - -	RED	SECONDARY

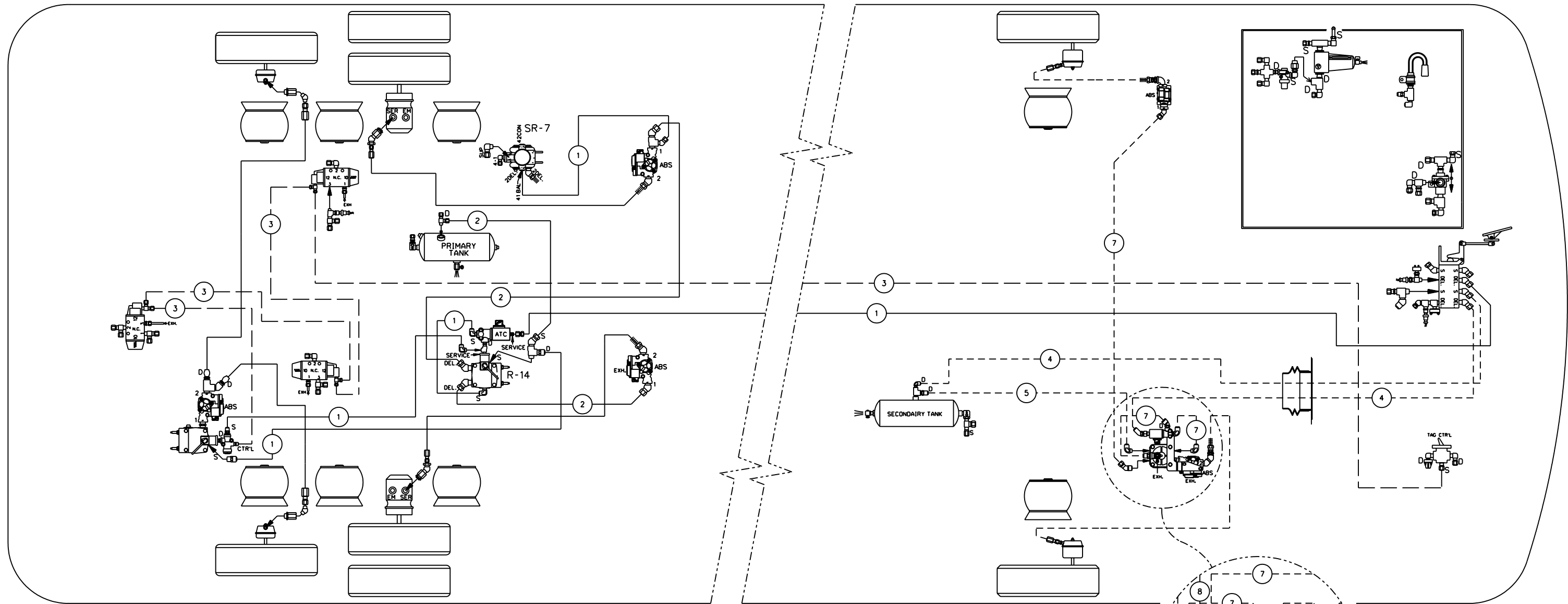
BALLOON	PIPE
*1	3/8" O.D. GREEN
*2	5/8" O.D. GREEN
*3	1/4" O.D. BLACK
*4	1/2" O.D. BLACK
*5	5/8" O.D. BLACK

PREVOST®

DESCRIPTION:
 H3-41 & H3-45 COACHES, WITH FRONT BEAM AXLE
 WITH ABS 6, ADVANCED OPTION

EFF. W/ VEH : TO FOLLOW
 DATE: 2007/05
 REV.: A

PAGE:
 D140354 P8.1



BALLOON	PIPE
*1	3/8" O.D. GREEN
*2	5/8" O.D. GREEN
*3	1/4" O.D. BLACK
*4	1/2" O.D. BLACK
*5	5/8" O.D. BLACK

TUBE COLOR CODING		
ACTIVE	COLOR	CIRCUIT
—	GREEN	PRIMARY & SUPPLY
---	BLACK	ACCESSORIES
- - - -	RED	SECONDARY

PREVOST®

DESCRIPTION:

H3-41 & H3-45 COACHES, WITH FRONT BEAM AXLE WITH ESP OPTION

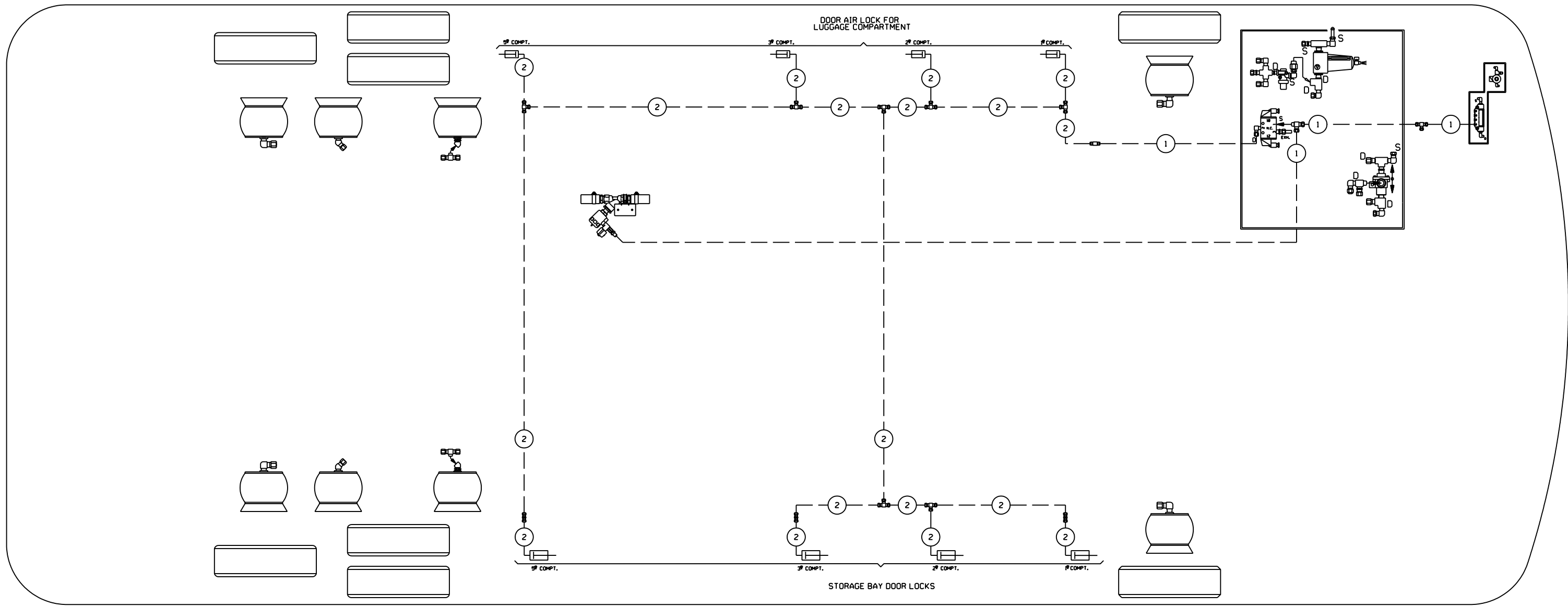
EFF. W/ VEH : #8-1221...

PAGE:

D140354 P8.1

DATE: 2009/05

REV.: C



BALLOON	PIPE
*1	1/4" O.D. BLACK
*2	6mm O.D. BLACK

TUBE COLOR CODING	
ACTIVE	COLOR
—	BLACK
—	ACCESSORIES

PREVOST®

DESCRIPTION:

H3-41 & H3-45 COACHES,
WITH FRONT BEAM AXLE
WITH PNEUMATIC STORAGE BAY DOOR LOCKS

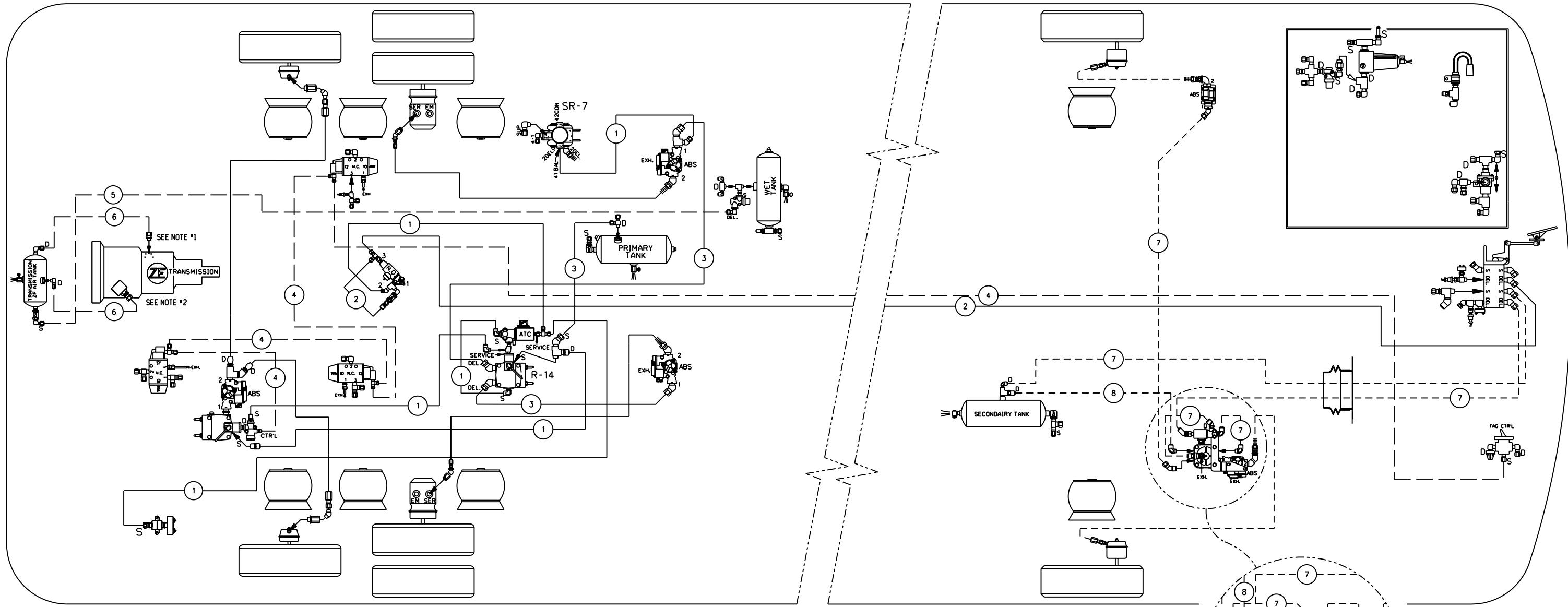
EFF. W/ VEH : #8-1045...

PAGE:

D140354 P9.1

DATE: 2007/06

REV.: A



NOTE #1: COMPRESSED AIR LINE FOR CLUTCH ACTUATOR
 #2: COMPRESSED AIR LINE FOR TRANSMISSION ACTUATOR

BALLOON	PIPE
*1	3/8" O.D. GREEN
*2	1/2" O.D. GREEN
*3	5/8" O.D. GREEN
*4	1/4" O.D. BLACK
*5	3/8" O.D. BLACK
*6	5/8" O.D. BLACK
*7	1/2" O.D. RED
*8	5/8" O.D. RED

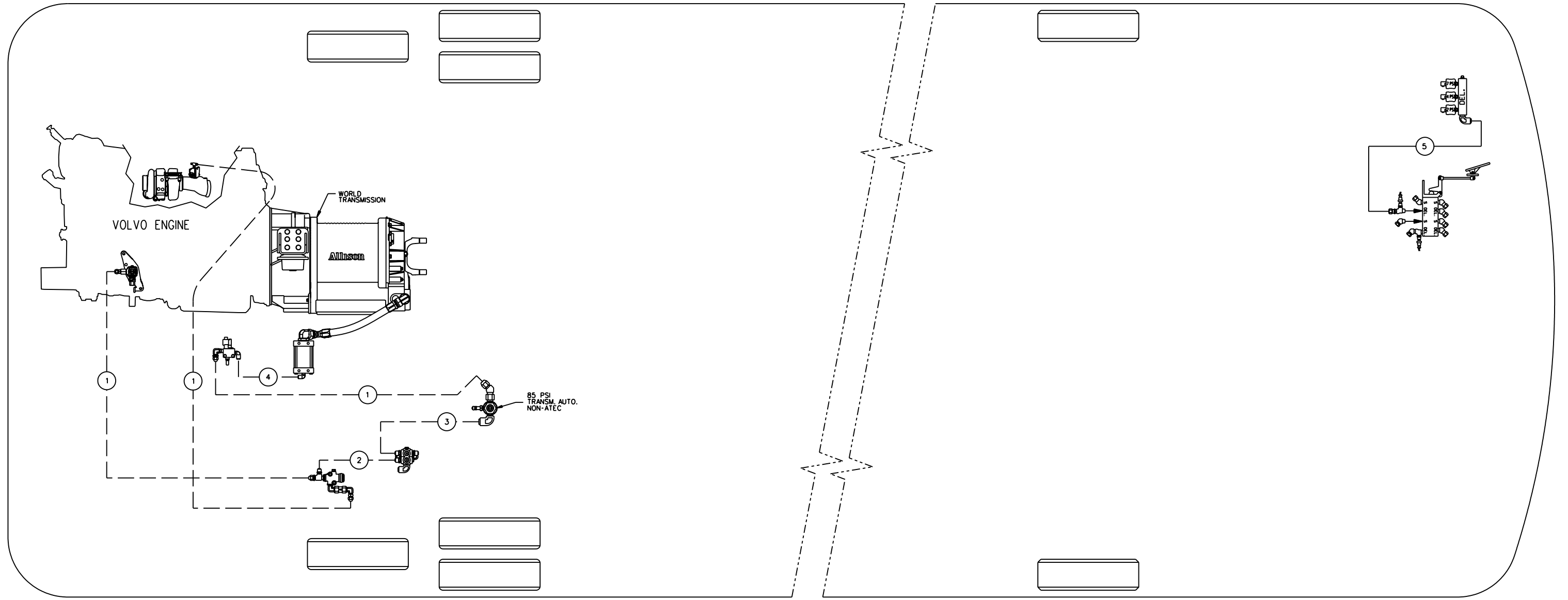
TUBE COLOR CODING		
ACTIVE COLOR	CIRCUIT	
— GREEN	PRIMARY & SUPPLY	
— BLACK	ACCESSORIES	
- - - RED	SECONDARY	

PREVOST

DESCRIPTION:
 H3-41 & H3-45 COACHES, WITH FRONT BEAM AXLE
 WITH ZF TRANSMISSION & ESP BRAKE SYSTEM OPTIONS

EFF. W/ VEH : #8-1045...
 DATE: 2009/05
 REV.: C

PAGE:
 D140354 P10.1



TUBE COLOR CODING		
ACTIVE	COLOR	CIRCUIT
---	BLACK	ACCESSORIES
---	GREEN	PRIMARY & SUPPLY

BALLOON	PIPE
*1	HOSE ASS'Y
*2	1/4" O.D. BLACK
*3	3/8" O.D. BLACK
*4	1/2" O.D. BLACK
*5	3/8" O.D. GREEN

PREVOST®

DESCRIPTION: H3-41 & H3-45 COACHES, MD13 VOLVO ENGINE WITH FRONT BEAM AXLE & OUTPUT RETARDER ON WORLD TRANSMISSION

EFF. W/ VEH : #8-1202...
 DATE: 2008/06 REV.: A

PAGE: D140354 P12.1