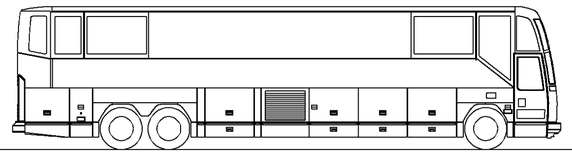

WIRING DIAGRAM

PREVOST

H3-45 VIP

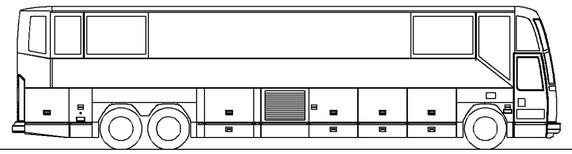

REFERENCE:	STANDARD - MODEL 96	NO:	D060870

EFF. W/ OC#	N/A	PRIOR TO / OC#	DR. SERGE GROLEAU	DATE:	95-07-10
EFF. W/ VEH.#	T1305	PRIOR TO / VEH.#	CK. ROCH CHAMPAGNE	APPR.	ROLAND LAPOINTE

REV.	DATE	DESCRIPTION	PAGE	BY	CK.	APPR.
001	95-08-15	NEW DASH LTS RHEOSTAT EFF.W/T1324 OC#95013	C, G3, 14	MJ	k	R
		JACOB & RETARDER SWITCH RELOCATED ON L.H. CONSOLE EFF.W/T1324 OC#95013	25	MJ	k	R
		NEW FIRE ALARM (PIEZO) EFF.W/T1324 OC#95025	7	MJ	k	R
002	95-10-27	CB18 IGNITION FEED CHANGED EFF. W/T1407	A, F, 1, 4	S.G.	k	R
003	95-10-30	FAN CLUTCH ACTIVITED WITH RETARDER EFF. W/T1409 OC#95078	G3, H, I, J, 1,4,8, 25	MJ	k	R
004	95-11-07	LEVEL LOW SYSTEM EFF. W/T1409 OC#95058	C,E 2/3, 22	S.G.	k	R
005	95-11-13	LEVEL LOW SYSTEM EFF. W/T1409 OC#95058 REV.B	F, 4, 21, 22	S.G.	k	R
006	95-11-17	UPDATE, RETROFIT LEVEL LOW OC#95058 REV.B P: F REV000,4 REV000,4 REV002,22 REV000	SEE	S.G.	k	R
007	95-11-29	WORLD TRANSM. HARNESS EFF. W/T1420 OC#95124	C, G3, G4, 6	MJ	k	R
008	96-02-14	NEW CONNECTOR, RR START SW. JCT BOX EFF. W/T1475 OC#95117	C, D, G3, 4	MJ	k	R
009	96-03-08	WATER PUMP, START CONDITION CHANGED EFF. W/T1492 OC#95150	C, 18	MJ	k	R
010	96-04-05	NEW SPEEDO & TACHY. EFF. W/T1537 OC#96014	C, G2, G3, 21	MJ	k	R
011	96-04-05	UPDATE	H, 1, 15, 24	MJ	k	R
012	96-04-26	REAR SECTION REVIEW EFF. W/T1585 OC#96029				
		PAGES: A, C, D, E2, E3, F, G1, G2, G3, G4, I, J, L, 1 1/2, 1 2/2, 2, 3, 4, 5, 6, 7, 8, 9, 10, 11, 13, 15, 17, 18, 19, 21, 24, 25	SEE	MJ	k	R
013	96-08-23	ALARM JCT. BOX NEW ARRANGEMENT EFF. W/T1612 OC#96040	C	MJ	k	R
014	96-10-21	EVAPORATOR MOTOR SPEED VARIATOR CHANGED EFF. W/V1696 OC#96101	C, G1, G2, 19	S.G.	k	R
015	96-10-21	A/C LO PRESSURE THERMOSTAT ADDED EFF. W/V1707 OC#96097	18	S.G.	k	R

INDEX

A
- A/C AND HEAT SYSTEM P. 18
- AIR DRYER P. 8
- ALARM AND SIGNAL P. 7
- ABS P. 27
- ARRANGEMENT - CABLE P. B
- ARRANGEMENT - HARNESS P. C
- ARRANGEMENT - SPARE WIRE P. D

B
- BACK-UP ALARM P. 11
- BACK-UP MONITOR P. 24

C
- CHARGING SYSTEM P. 4
- CIGAR LIGHTER P. 23
- CODE - CIRCUIT NUMBER P. E
- CODE - CIRCUIT BREAKER P. F
- CODE - CONNECTOR P. G
- CODE - DIODE P. H
- CODE - RELAY P. I
- CODE - RESISTOR P. J
- CODE - WIRING KEY P. K
- CRUISE CONTROL - D.D.E.C. P. 5

D
- D.D.E.C. III P. 5
- DIFFERENTIEL OIL TEMP. P. 8
- DISTRIBUTION 12V P. 2
- DISTRIBUTION 24V P. 1
- DRIVER'S WINDOW LIFTER P. 23
- DRIVER'S SEAT-ELECT. ADJ. P. 16
- DRIVER'S SEAT-HEATER P. 16

E
- ENGINE BLOCK HEATER P. 17
- ENGINE BRAKE SYSTEM P. 25
- ENGINE CONTROL P. 4
- ETHER COLD START P. 8
- EXTERIOR LIGHTING P. 9

F
- FAN CLUTCH-RADIATOR P. 8
- FAST IDLE P. 5
- FUEL (LO) WARNING LT. P. 7
- FUEL WATER FILTER P. 8

G
- GROUND SYSTEM P. 3

I
- INTERIOR LIGHTING P. 13

K
- KEYLESS ENTRY SYSTEM P. 15

L
- LEVEL LOW SYSTEM P. 22
- LUGGAGE DOOR LOCK P. 16

M
- MIRROR-RR VIEW ADJUST. & HEATED P. 20

P
- PARKING BRAKE ALARM P. 7
- PARKING BRAKE SWITCH P. 8
- PRODRIVER P. 8
- PYROMETER P. 23

R
- RETARDER P. 25

S
- SPEEDOMETER (VDO) P. 21
- SUN VISOR P. 23

T
- TACHOMETER (VDO) P. 21
- THERMOMETER-DIGITAL P. 24
- TRANSMISSION WORLD P. 6

W
- WATER HEATER PRE-HEAT P. 17
- WINDOW AJAR P. 23
- WINDSHIELD(UP)-HEATED P. 16
- WIPER & WASHER P. 12

INDEX

A
- A/C AND HEAT SYSTEM P. 18
- AIR DRYER P. 8
- ALARM AND SIGNAL P. 7
- ABS P. 27
- ARRANGEMENT - CABLE P. B
- ARRANGEMENT - HARNESS P. C
- ARRANGEMENT - SPARE WIRE P. D

B
- BACK-UP ALARM P. 11
- BACK-UP MONITOR P. 24

C
- CHARGING SYSTEM P. 4
- CIGAR LIGHTER P. 23
- CODE - CIRCUIT NUMBER P. E
- CODE - CIRCUIT BREAKER P. F
- CODE - CONNECTOR P. G
- CODE - DIODE P. H
- CODE - RELAY P. I
- CODE - RESISTOR P. J
- CODE - WIRING KEY P. K
- CRUISE CONTROL - D.D.E.C. P. 5

D
- D.D.E.C. III P. 5
- DISTRIBUTION 12V P. 2
- DISTRIBUTION 24V P. 1
- DRIVER'S WINDOW LIFTER P. 23
- DRIVER'S SEAT-ELECT. ADJ. P. 16
- DRIVER'S SEAT-HEATER P. 16

E
- ENGINE BLOCK HEATER P. 17
- ENGINE BRAKE SYSTEM P. 25
- ENGINE CONTROL P. 4
- ETHER COLD START P. 8
- EXTERIOR LIGHTING P. 9

F
- FAN CLUTCH-RADIATOR P. 8
- FAST IDLE P. 5
- FUEL (LO) WARNING LT. P. 7
- FUEL WATER FILTER P. 8

G
- GROUND SYSTEM P. 3

I
- INTERIOR LIGHTING P. 13

K
- KEYLESS ENTRY SYSTEM P. 15

L
- LEVEL LOW SYSTEM P. 22
- LUGGAGE DOOR LOCK P. 16

M
- MIRROR-RR VIEW ADJUST. & HEATED P. 20

P
- PARKING BRAKE ALARM P. 7
- PARKING BRAKE SWITCH P. 8
- PRODRIVER P. 8
- PYROMETER P. 23

R
- RETARDER P. 25

S
- SPEEDOMETER (VDO) P. 21
- SUN VISOR P. 23

T
- TACHOMETER (VDO) P. 21
- THERMOMETER-DIGITAL P. 24
- TRANSMISSION WORLD P. 6

W
- WATER HEATER PRE-HEAT P. 17
- WINDOW AJAR P. 23
- WINDSHIELD(UP)-HEATED P. 16
- WIPER & WASHER P. 12

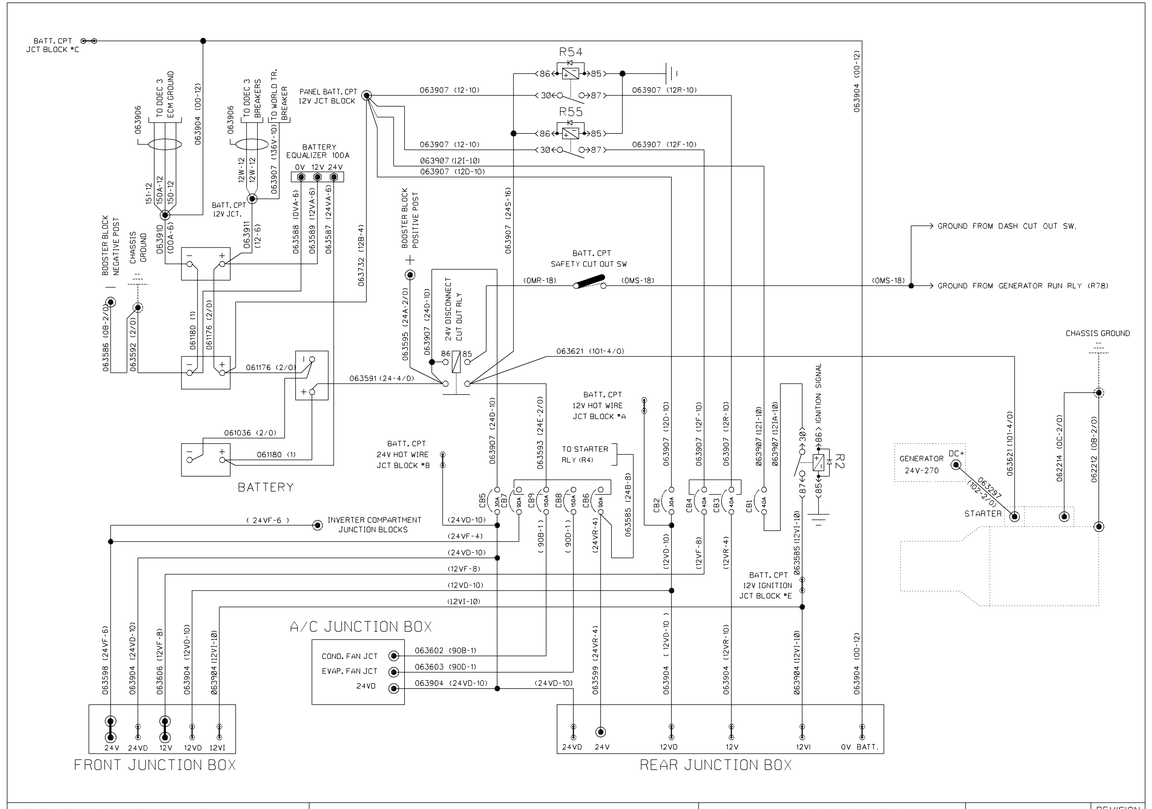

PREVOST CAR inc.	WIRING DIAGRAM	NO: D060870	P. B 1/2	REVISION 000

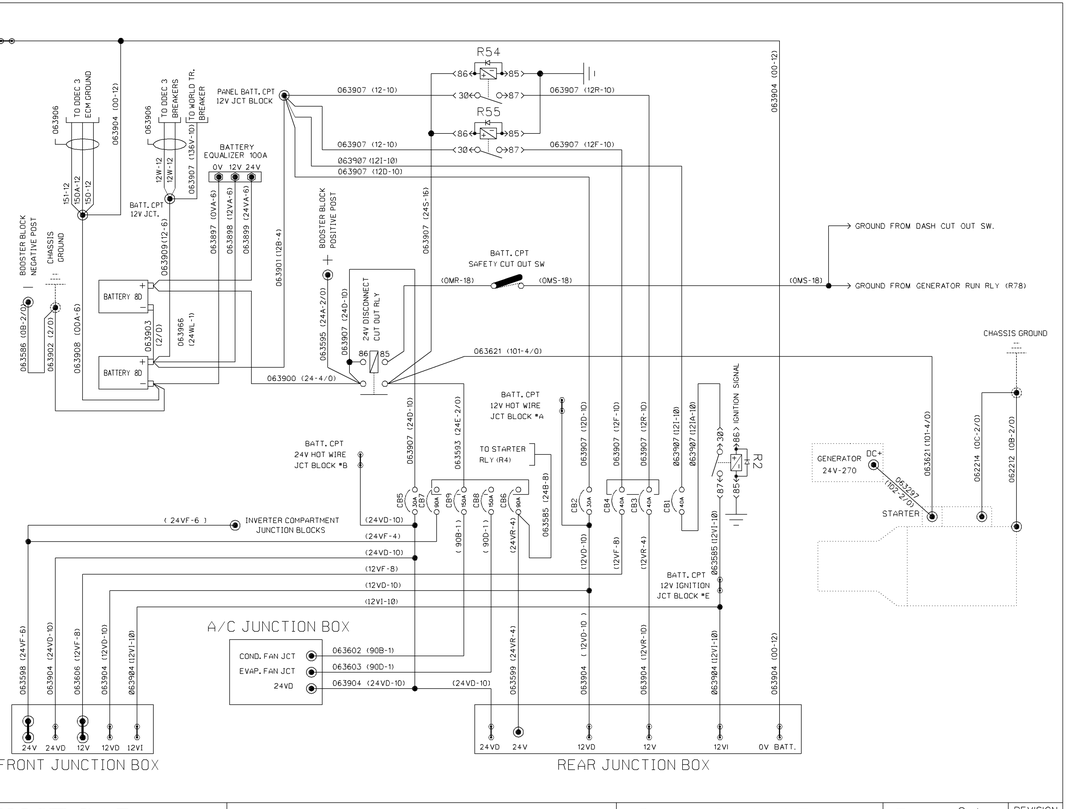

PREVOST CAR inc.	WIRING DIAGRAM	NO: D060870	P. B 2/2	REVISION 000

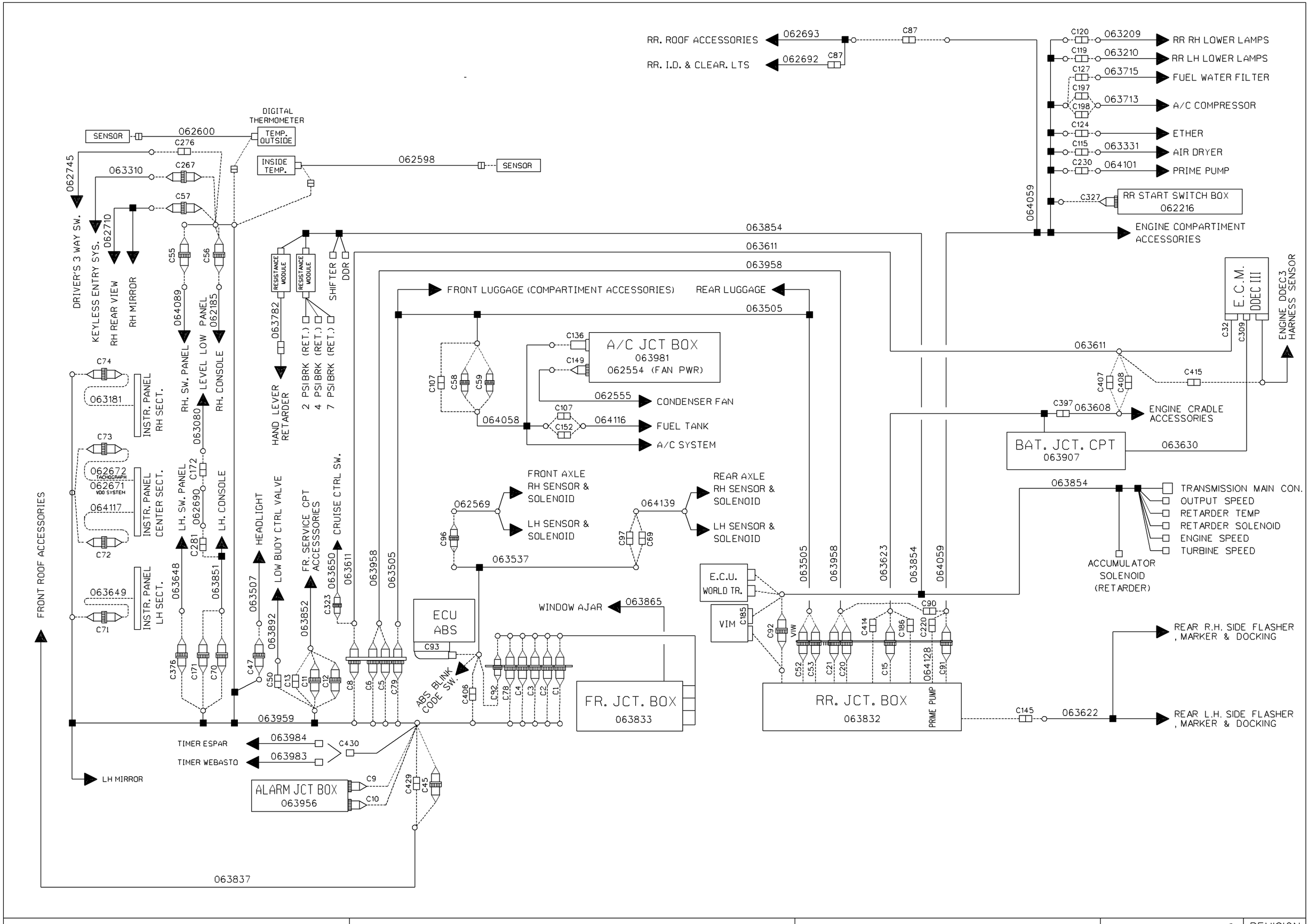

PREVOST CAR inc.	WIRING DIAGRAM	NO: D060870	P. C PRIOR	REVISION 000

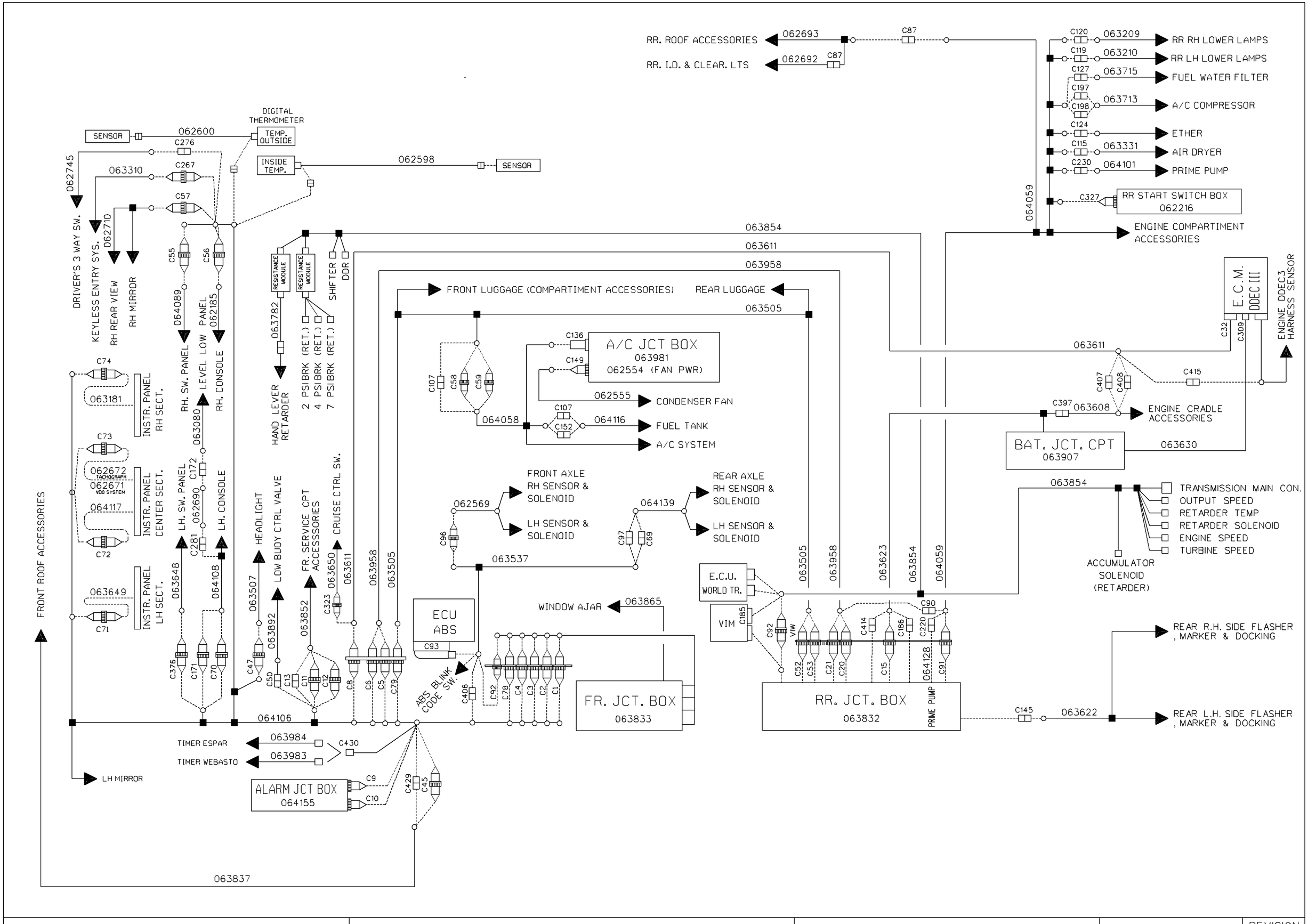

PREVOST CAR inc.	WIRING DIAGRAM	NO: D060870	P. C PRIOR	REVISION 001

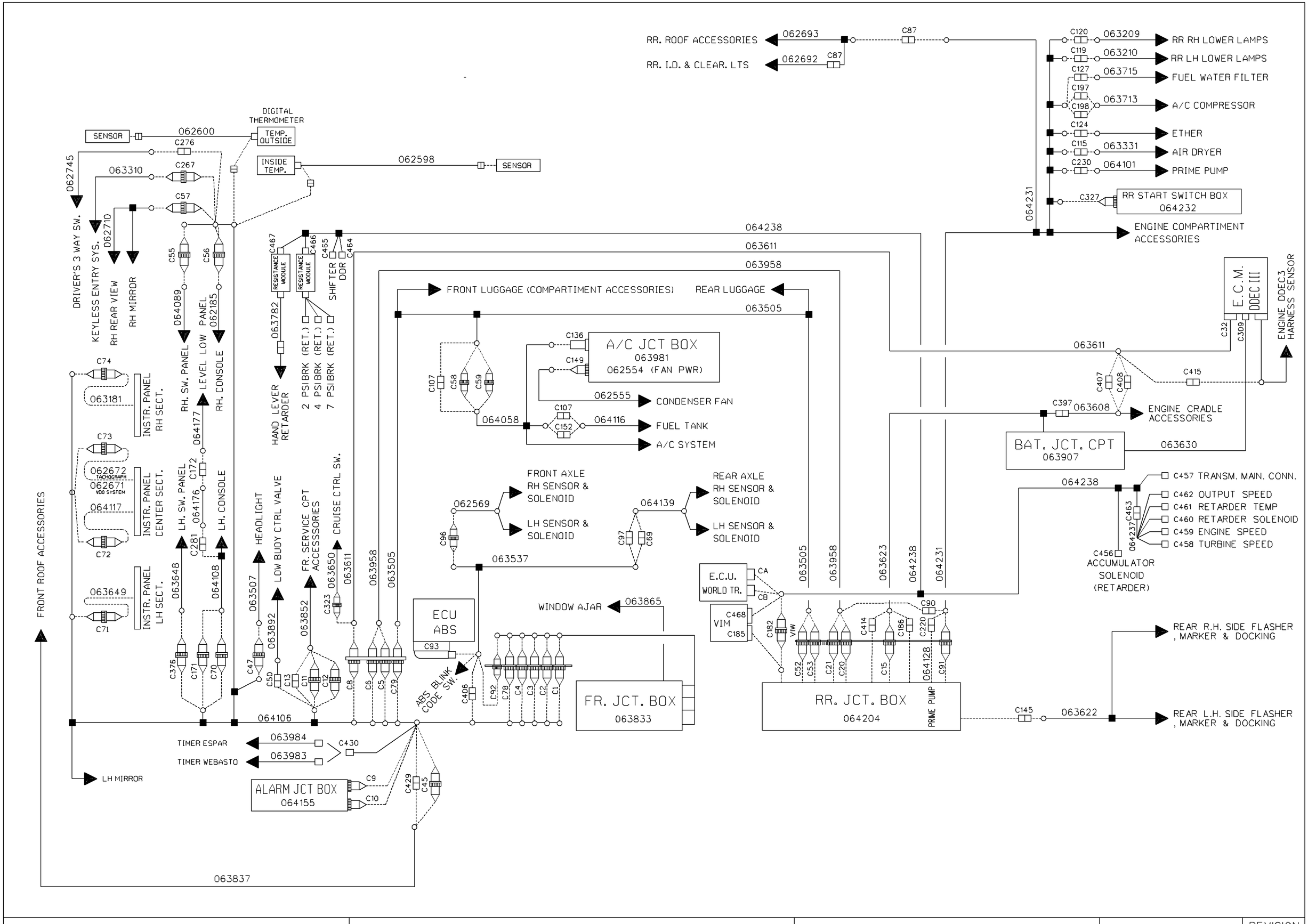

PREVOST CAR inc.	WIRING DIAGRAM	NO: D060870	P. C	REVISION 008

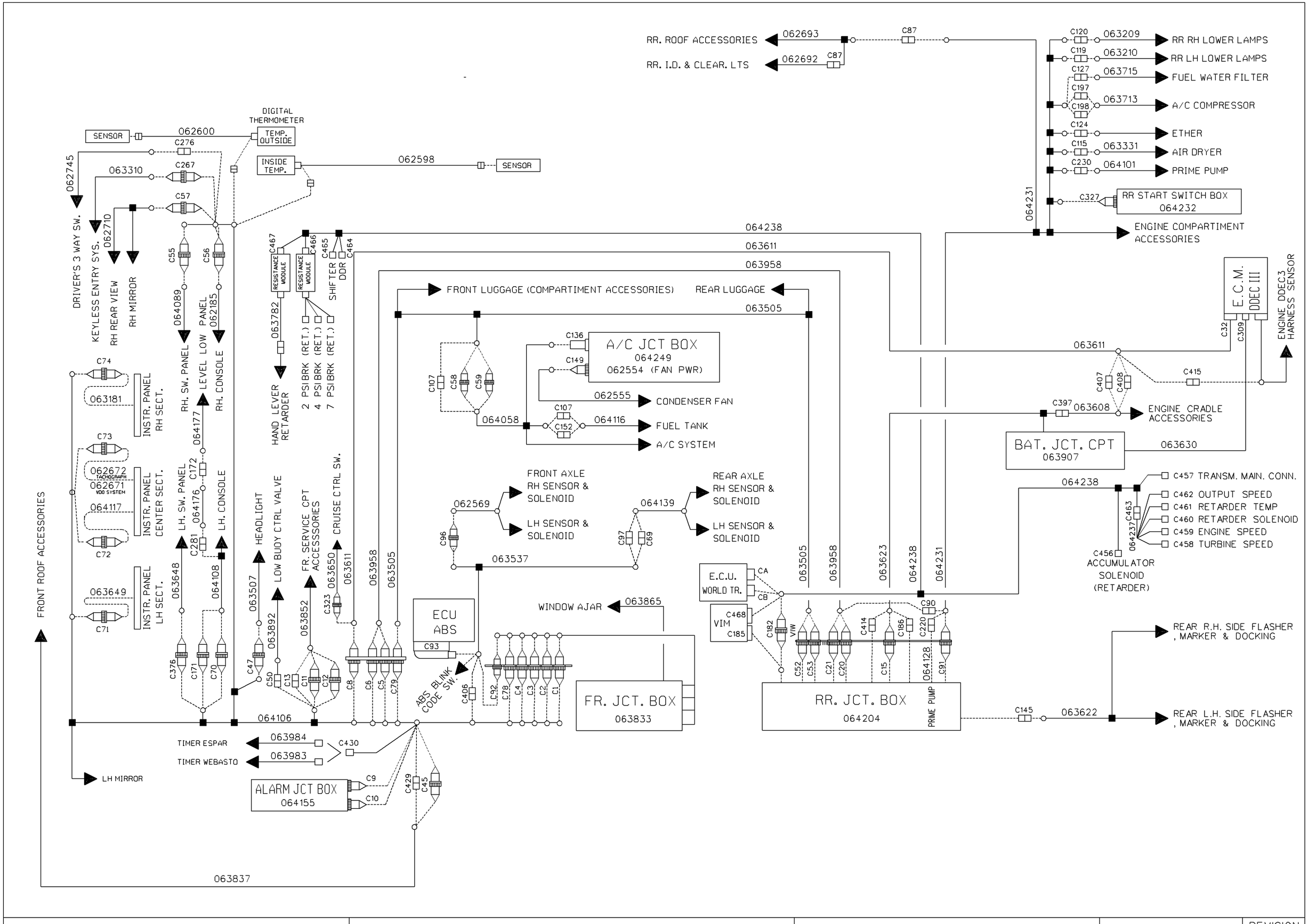

PREVOST CAR inc.	WIRING DIAGRAM	NO: D060870	P. C	REVISION 009

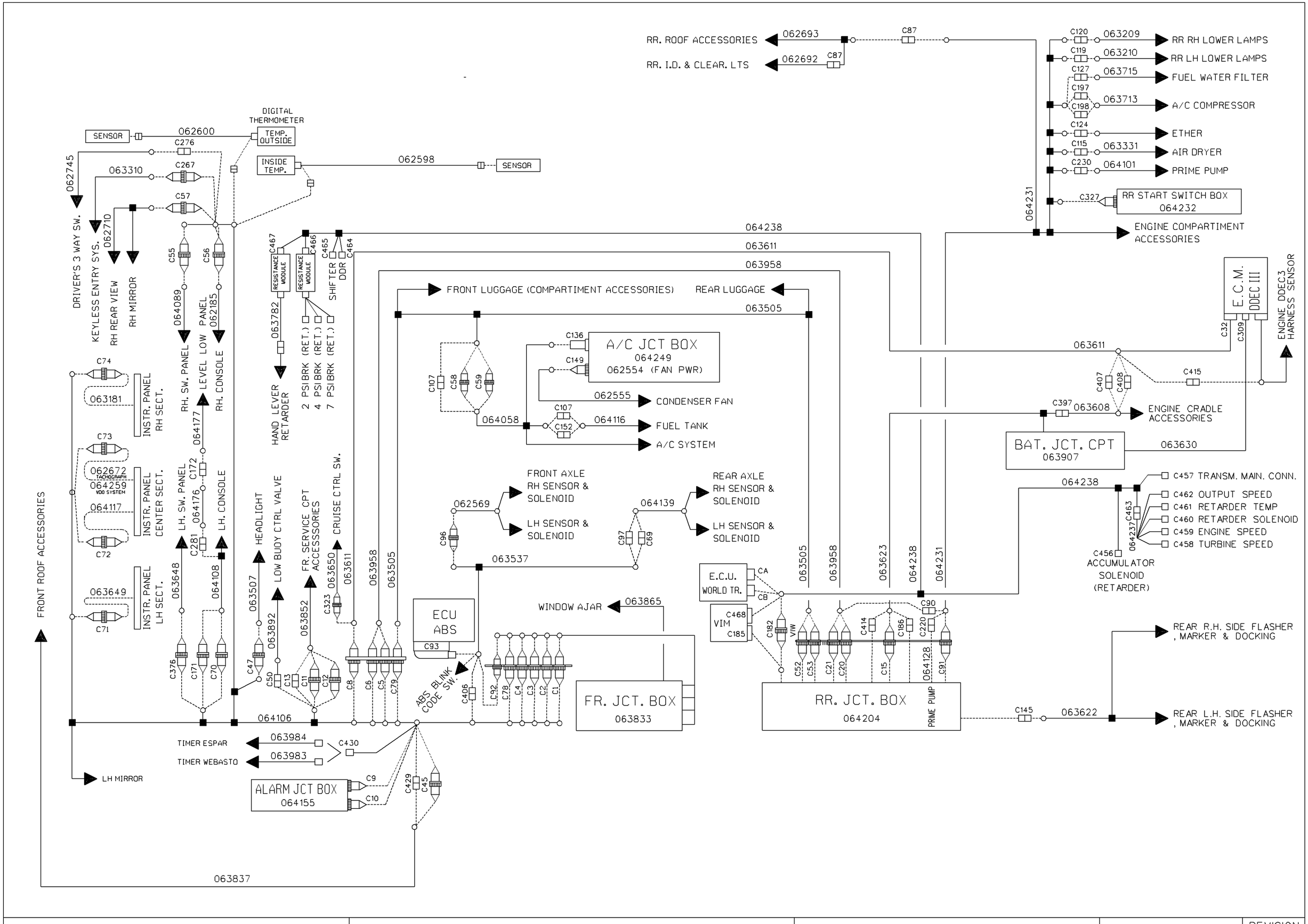

PREVOST CAR inc.	WIRING DIAGRAM	NO: D060870	P. C	REVISION 010

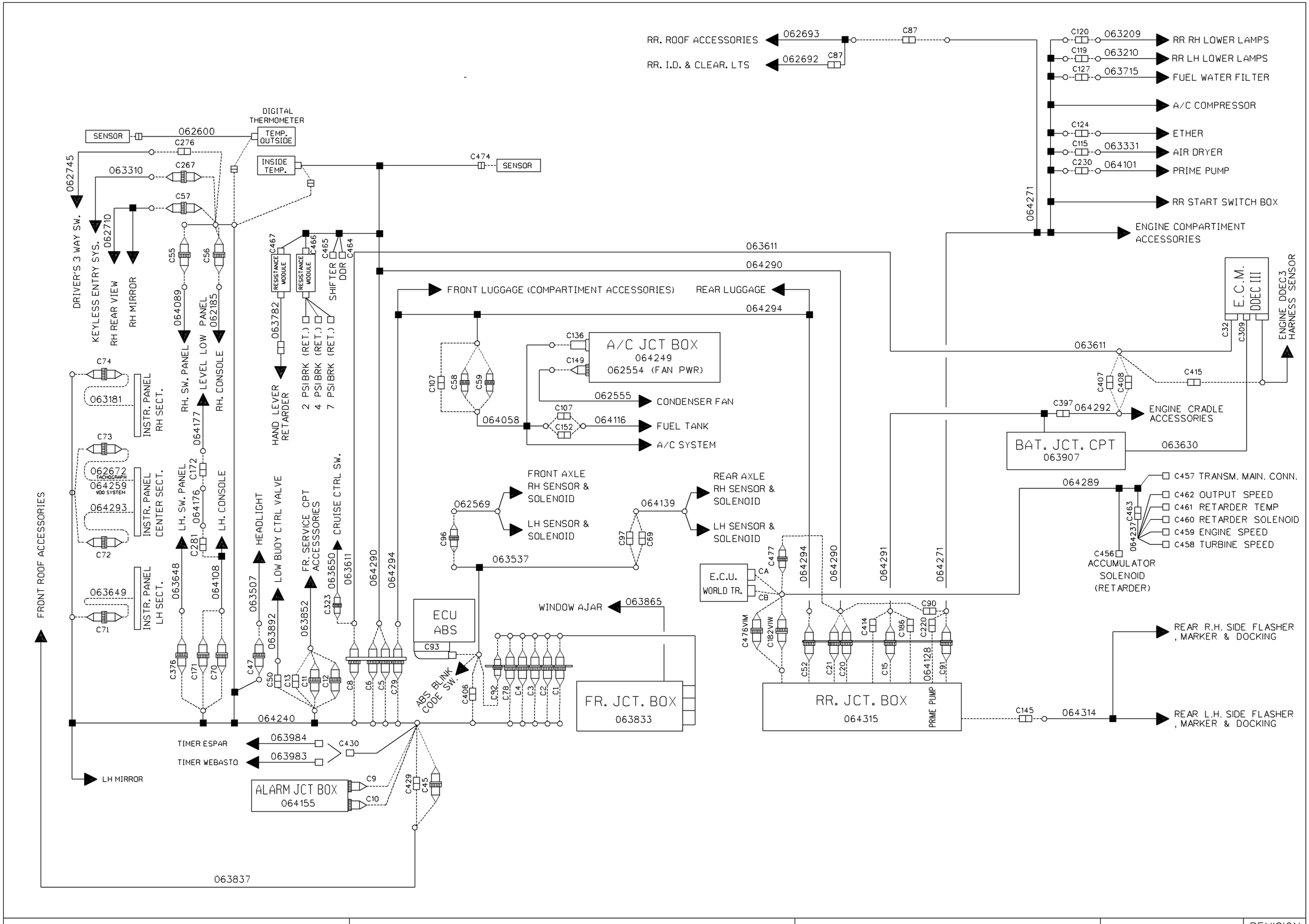

PREVOST CAR inc.	WIRING DIAGRAM	NO: D060870	P. C	REVISION 012

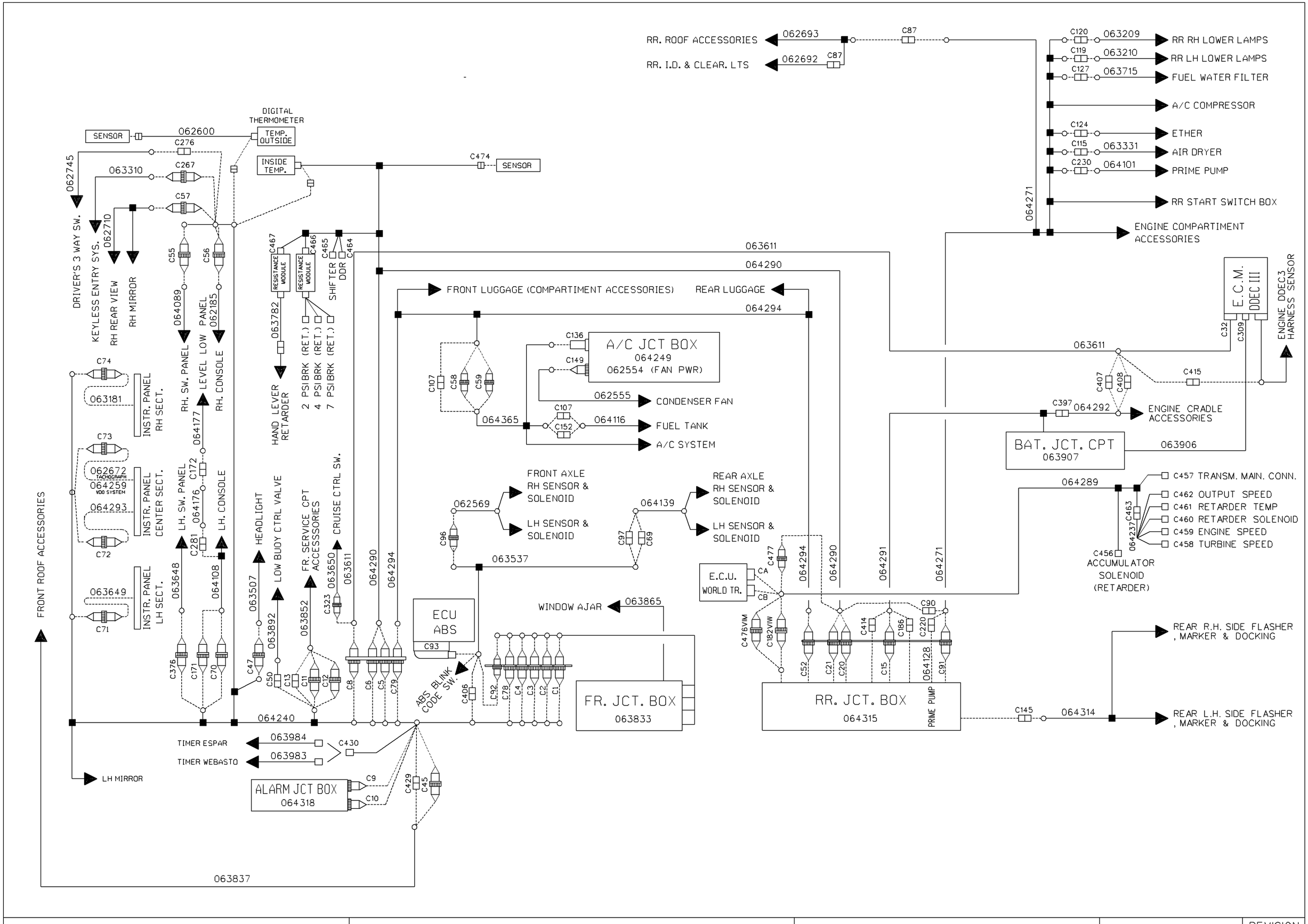

PREVOST CAR inc.	WIRING DIAGRAM	NO: D060870	P. C	REVISION 014

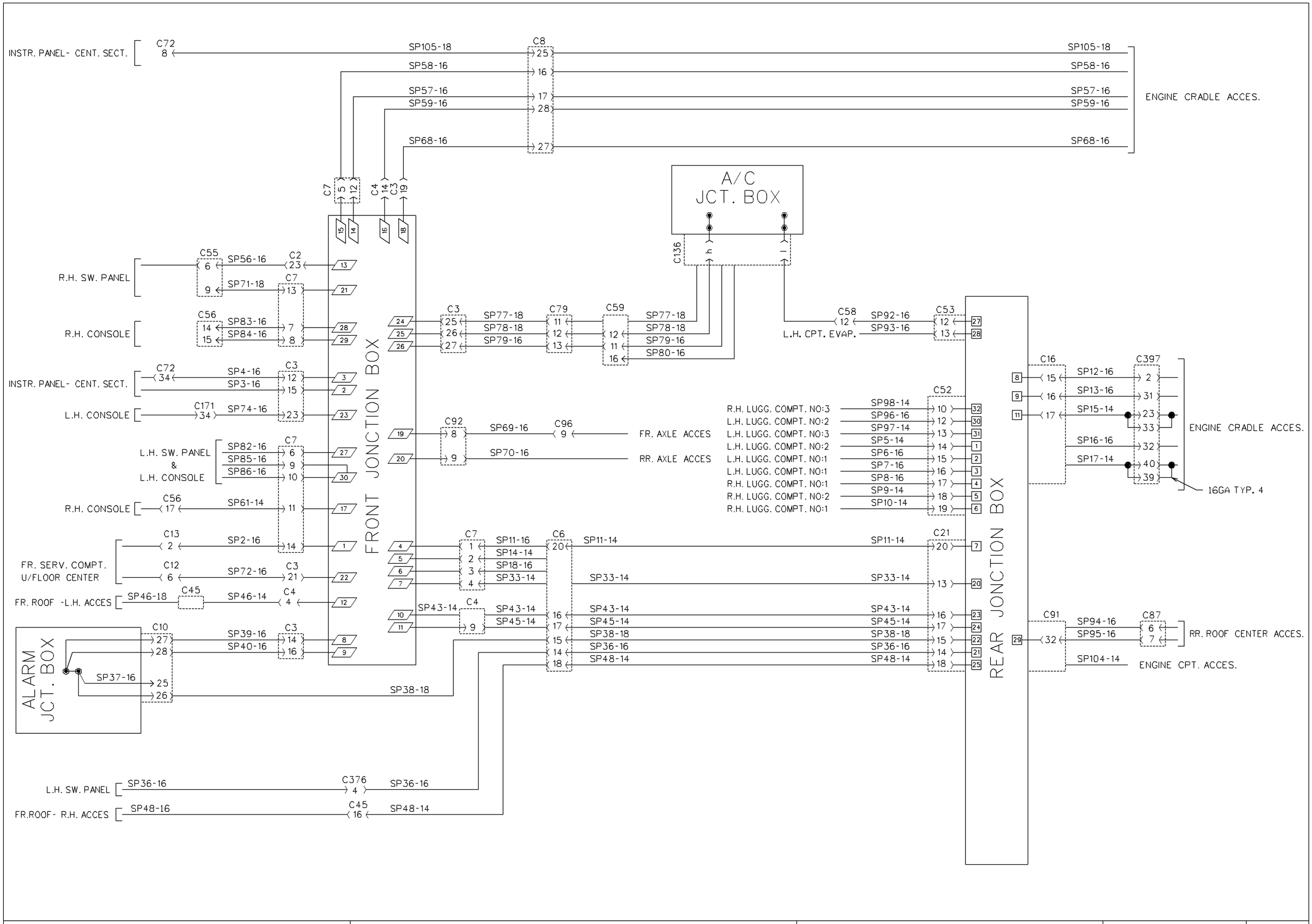

PREVOST CAR inc.	WIRING DIAGRAM	NO: D060870	P. D	REVISION 000

CIRCUIT NUMBER CODE — Page E : 1

No.	SYSTEM	No.	SYSTEM
0	BC - BAT. CPT GRD	0X2	FR JCT BOX CPT GRD STUD
0	CONDENSER CPT GRD	0Y	RR JCT BOX GRD
0	A/C - A/C JCT BOX GRD	0Y	FR JCT BOX CPT GRD STUD
0	FJB - FR JCT BOX GRD	0Y	ABS FR JCT BOX CPT GRD STUD
0A	A/C - A/C JCT BOX GRD	0Y1	ABS FR JCT BOX CPT GRD STUD
0A	FRS - FR ROOF ACCES. GRD	0Z	FR JCT BOX CPT GRD STUD
0A	RS - LUG. CPT ACCES. GRD	0Z	RR JCT BOX CPT GRD STUD
0A	AJB - ALARM JCT BOX GRD	0Z	RR JCT BOX BATT. GRD
0A	FJB - FR JCT BOX GRD	1	TACHO SYSTEM
0AA	RS - VOLTAGE REGULATOR GRD	2B	A/C & HEAT SYSTEM-COOL 1 SIGN
0B	EC - ENGINE GRD	2C	A/C & HEAT SYSTEM-LO PRESS SW
0B	FRS - FR ROOF HEAT. WIND GRD	2D	A/C & HEAT SYSTEM-LO PRESS TT LT
0B	FS - FR ROOF ACCES. GRD	3	INTERIOR LTS-DOCKING
0B	RS - LUG. CPT ACCES. GRD	9	INTERIOR LTS-ENGINE CPT
0B	A/C - A/C JCT BOX GRD	9A	INTERIOR LTS-ENGINE CPT
0B	FJB - FR JCT BOX GRD	9E	INTERIOR LTS-FR SERVICE CPT
0BE	RJB - BAT.EQUAL.BAT GRD	9F	INTERIOR LTS-FR SERVICE CPT
0C	EC - STARTER MOTOR GRD	9H	INTERIOR LTS-LUGGAGE CPT
0C	BAT.EQUALIZER GRD	10A	INTERIOR LTS-LUGGAGE CPT
0C	FS - SERV. CPT ACCES. GRD	10B	INTERIOR LTS-LUGGAGE CPT
0C	RS - ENGINE ACCES. GRD	10D	INTERIOR LTS-LUGGAGE CPT
0C	RJB - SPEED SW.BATT.GRD	10F	INTERIOR LTS-LUGGAGE CPT
0CR	24V DISC. SW. RLY GRD SIGNAL	10H	INTERIOR LTS-LUGGAGE CPT
0CS	24V DISC. SW. RLY GRD SIGNAL	10K	INTERIOR LTS-LUGGAGE CPT
0D	FS - SERV. CPT ACCES. GRD	10R	INTERIOR LTS-LUGGAGE DOOR AJAR
0DF	RS - RR SIDE FLASH & MARK GRD	12	BAT CPT 12V BATTERY
0E	FS - FR LAMPS GRD	12	FR JCT BOX 12V DISC SW
0E2	FRS - HEAD & CORNERING LTS GRD	12	12V BAT CPT JCT BLOCK
0EE	FRS - HEAD & CORNERING LTS GRD	12A	FR JCT BOX 12V DISC SW
0G	FS - INSTR. PANEL LH GRD	12A	RR JCT BOX 12V DISC SW
0H	FS - INSTR. PANEL CENT GRD	12B	FR JCT BOX 12V DISC SW
0I	FS - INSTR. PANEL RH GRD	12B	12V BAT CPT JCT BLOCK
0J	SW - CONSOLE LH GRD	12BE	BAT. EQUALIZER MONITOR
0J	RS - RR ROOF ACCES. GRD	12C	FR JCT BOX 12V DISC SW
0K	RS - RR ROOF ACCES. GRD	12D	BAT CPT 12V BATTERY
0L	RS - ENGINE CPT ACCES. GRD	12E	FR JCT BOX 12V DISC SW
0L	FS - UNDER DASH RH GRD	12E	FR JCT BOX 12V DISC SW
0LH	RS - RR END LAMPS LH GRD	12F	FR JCT BOX 12V DISC SW
0M	RS - ENGINE CPT ACCES. GRD	12F	FR JCT BOX 12V DISC SW
0M	FS - UNDER DASH RH GRD	12F	BAT CPT 12V FJB & IC
0MR	24V DISC.SW.RLY GRD SIGNAL	12G	FR JCT BOX 12V DISC SW
0MS	24V DISC. SW. RLY GRD SIGNAL	12I	12V IGNITION DISTRIBUTION
0N	FS - UNDER DASH RH GRD	12IA	FR JCT BOX 12V IGNITION
0N	RS - ENGINE CPT ACCES. GRD	12IB	12V IGNITION DISTRIBUTION
0P	FS - ALARM JCT BOX GRD	12IB	FR JCT BOX 12V IGNITION
0P	RS - ENGINE CPT ACCES. GRD	12IF	FR JCT BOX 12V IGNITION
0R	FS - UNDER DASH LH GRD	12R	BAT CPT 12V DISC RLY TO RJB
0R	RS - ENGINE CPT ACCES. GRD	12SS	FJB TO BAT 12V HOT WIRE
0RH	RS - RR END LAMPS RH GRD	12VA	BATTERY TO EQUALIZER 12V
0T	FS - LUG. CPT ACCES. GRD	12VD	12V HOT WIRE DISTRIBUTION
0U	RR JCT BOX CPT GRD STUD	12VE	BAT CPT 12V DISC RLY
0V	FS - FR JCT BOX CPT GRD STUD	12VI	12V IGNITION DISTRIBUTION
0VA	BATTERY TO EQUALIZER 0V	12VR	BAT CPT 12V DISC RL Y TO RJB
0W	FS - UNDER DASH CENT GRD	12W	12V BATTERY DEDC III
0W	RS - RR JCT BOX GRD	12X	FR JCT BOX 12V DISC SW
0W	FS - FR JCT BOX CPT GRD STUD	12X2	FR JCT BOX 12V DISC SW
0WB	PRE-HEAT WATER HEATER	12Y	FR JCT BOX 12V DISC SW
0X	FS - TO LH CONS. C493 NOT USED	13A	ALARM & SIGNAL-LO AIR PRIM.
0X	FR JCT BOX CPT GRD STUD	13B	ALARM & SIGNAL-LO AIR SEC.
0X	RR JCT BOX GRD		

CIRCUIT NUMBER CODE — Page E : 1

No.	SYSTEM	No.	SYSTEM
15	EXTERIOR LTS-MULTI FUNC.LEVEL	24S	24V DISC SW RLY SIGNAL
15A	WIPER & WASHER UPPER WINDSHIELD	24T	RR JCT BOX 24V DISC SW
16	SPEEDO - SIGN	24T	RR JCT BOX 24V DISC SW
16S	SPEEDO - TRANSMITTER	24V3	RR JCT BOX 24V DISC SW
16T	SPEEDO - TRANSMITTER	24V4	RR JCT BOX 24V DISC SW
17	EXTERIOR LTS-FLASHER UNIT	24V5	RR JCT BOX 24V DISC SW
17A	EXTERIOR LTS-FLASHER UNIT	24VA	BATTERY TO EQUALIZER 24V
19	DIFFERENTIAL SOL. THP	24VD	24V HOT WIRE DISTRIBUTION
20	SPEEDO - NEGATIVE SIGN	24VF	BAT CPT 24V SW TO FJB & IC
20T	SPEEDO - NEGATIVE SIGN	24VI	RR JCT BOX 24V IGNITION
21	EXTERIOR LTS-DIRECTIONAL LH	24VR	BAT CPT 24V DISC SW TO RJB
21A	EXTERIOR LTS-DIRECTIONAL LH	24X	FR JCT BOX 24V DISC SW
21B	EXTERIOR LTS-DIRECTIONAL LH	24X	FR JCT BOX 24V DISC SW
21C	EXTERIOR LTS-CORNERING LH	24Y	FR JCT BOX 24V DISC SW
21D	EXTERIOR LTS-DIRECTIONAL LH	24Z	FR JCT BOX 24V DISC SW
21E	EXTERIOR LTS-CORNERING	25	12VAC GEN RLY ON SIGNAL
21N	EXTERIOR LTS-CORNERING LH	25A	NOT GENERATOR-WARNING LT
21P	EXTERIOR LTS-HI CORNERING	25B	EXTERIOR LTS-DOCKING RUN LTS
21P	EXTERIOR LTS-CORNERING LH	26	DRIVER'S WINDOW LIFTER
23	EXTERIOR LTS-DIRECTIONAL RH	26	CIGAR LIGHTER
23	EXTERIOR LTS-DIRECTIONAL RH	26A	CIGAR LIGHTER
23A	EXTERIOR LTS-DIRECTIONAL RH	26C	DRIVER'S WINDOW LIFTER
23B	EXTERIOR LTS-DIRECTIONAL RH	26D	DRIVER'S WINDOW LIFTER
23C	EXTERIOR LTS-CORNERING RH	27	PARKING BRAKE SONALERT
23D	EXTERIOR LTS-HI DOCKING	27A	PARKING BRAKE SONALERT
23N	EXTERIOR LTS-CORNERING RH	28A	A/C & HEAT SYSTEM-HI PRESSURE
23P	EXTERIOR LTS-CORNERING RH	29	A/C & HEAT SYSTEM-DRIVER'S HTR
23T	EXTERIOR LTS-HI CORNERING	29A	A/C & HEAT SYSTEM-DRIVER'S HTR
24	BAT CPT 24V BATTERY	29B	A/C & HEAT SYSTEM-DRIVER'S HTR
24	FR JCT BOX 24V DISC SW	31A	A/C & HEAT SYSTEM-UNLOADER
24A	BOOSTER BLOCK 24V DISC SW	31B	A/C & HEAT SYSTEM-UNLOADER
24A	FR JCT BOX 24V DISC SW	31B	WIPER & WASHER SYSTEM
24B	RR JCT BOX 24V DISC SW	31C	WIPER & WASHER SYSTEM
24B	RR JCT BOX 24V DISC SW	31D	WIPER & WASHER SYSTEM
24B	24V STARTER RLY FEEDING	31E	WIPER & WASHER SYSTEM
24BE	RJB DIFF-BAT EQ MONITOR HOT WIRE	31J	WIPER & WASHER SYSTEM
24C	FR JCT BOX 24V DISC SW	31K	WIPER & WASHER SYSTEM
24D	BAT CPT 24V HOT WIRE	32	EXTERIOR LTS-BACK-UP
24D	FR JCT BOX 24V HOT WIRE	32B	EXTERIOR LTS-BACK-UP
24D	RR JCT BOX 24V HOT WIRE	32C	BACK-UP BAR & SIGNAL
24DF	RR JCT BOX 24V HOT WIRE	32D	BACK-UP
24E	BAT CPT 24V DISC SW	32F	BACK-UP MONITOR
24E	FR JCT BOX 24V DISC SW	35	ENTRANCE DOOR
24E	FR JCT BOX 24V DISC SW	35B	ENTRANCE DOOR
24F	RR JCT BOX 24V DISC SW	36	JACOB BRAKE SYSREM
24F	RR JCT BOX 24V DISC SW	36A	JACOB BRAKE SYSTEM
24H	FR JCT BOX 24V DISC SW	39	INTERIOR LTS-DRIVER'S LTS
24I	FR JCT BOX 24V IGNITION	39B	INTERIOR LTS-DRIVER'S LTS
24I	RR JCT BOX 24V IGNITION	39B	INTERIOR LTS-DRIVER'S LTS
24IA	FR JCT BOX 24V IGNITION	39C	INTERIOR LTS-DRIVER'S LTS
24IA	FR JCT BOX 24V IGNITION	41	A/C & HEAT SYSTEM-COND FAN MOT
24IB	FR JCT BOX 24V IGNITION	41A	A/C & HEAT SYSTEM-COND FAN MOT
24IB	RR JCT BOX 24V IGNITION	41B	A/C & HEAT SYSTEM-COND FAN MOT
24ID	FR JCT BOX 24V IGNITION	42	A/C & HEAT SYSTEM-COND FAN MOT
24ID	FR JCT BOX 24V IGNITION	42A	A/C & HEAT SYSTEM-COND FAN MOT
24IF	FR JCT BOX 24V IGNITION	44	EXTERIOR LTS-FOG
24J	FR JCT BOX 24V DISC SW	44A	EXTERIOR LTS-FOG
24K	FR JCT BOX 24V DISC SW	44B	EXTERIOR LTS-FOG
24P	FR JCT BOX 24V DISC SW	44C	EXTERIOR LTS-FOG & HAZARD

CIRCUIT NUMBER CODE — Page E : 2

No.	SYSTEM	No.	SYSTEM
45B	A/C & HEAT SYSTEM-HEAT 3 SIGN.	71K	EXTERIOR LTS-LO DOCKING
45D	A/C & HEAT SYSTEM-WATER VALVE	71L	EXTERIOR LTS-DOCKING
45E	A/C & HEAT SYSTEM-HEAT 1 SIGN	71N	EXTERIOR LTS-DOCKING
45G	A/C & HEAT SYSTEM-DRIVER'S HTR	72	SUN VISOR-FEEDING
45H	A/C & HEAT SYSTEM-DRIVER'S HTR	72A	SUN VISOR-RH
45W	A/C & HEAT SYSTEM-DRIVER'S HTR	72B	SUN VISOR-RH
46	EXTERIOR LTS-MARKER	72C	SUN VISOR-LH
46A	EXTERIOR LTS-MARKER	72D	SUN VISOR-LH
46B	EXTERIOR LTS-MARKER	76	FUEL TANK GAUGE
46B	EXTERIOR LTS-MARKER	76B	LOW FUEL LT & ETHER COLD START
46C	EXTERIOR LTS-MARKER	76C	LOW FUEL LT
47	A/C & HEAT SYSTEM-DRIVER'S HTR	77	A/C & HEAT SYSTEM-HI PRESSURE
50	AIR DRYER	77A	A/C & HEAT SYSTEM-DRIVER'S HTR
52	ALARM & SIGNAL-ELEC. HORN	77B	A/C & HEAT SYSTEM-COMPRESSOR
52A	ALARM & SIGNAL-ELEC. HORN	77C	A/C & HEAT SYSTEM-COMPRESSOR
53	ALARM & SIGNAL-ELEC. HORN	77M	A/C & HEAT SYSTEM-COMPRESSOR
53A	WIPER & WASHER SYSTEM	81	EXTERIOR LTS-STOP SW
53B	WIPER & WASHER SYSTEM	81A	EXTERIOR LTS-STOP SIGNAL
53C	WIPER & WASHER SYSTEM	82A	EXTERIOR LTS-STOP SIGNAL
53E	WIPER & WASHER SYSTEM	82B	EXTERIOR LTS-STOP LTS
53J	WIPER & WASHER SYSTEM	82K	EXTERIOR LTS-STOP PARK BRK
55	EXTERIOR LTS-HI BEAM	82L	EXTERIOR LTS-HI BEAM
57	EXTERIOR LTS-HI BEAM	82R	EXTERIOR LTS-LH STOP
57A	EXTERIOR LTS-HI BEAM	83	ENGINE CTR-KEY SW ACCES SIGN
57A	A/C & HEAT SYSTEM-WATER PUMP	84	WORLD TRANSM-DO NOT SHIFT START SIGNAL
57B	A/C & HEAT SYSTEM-WATER PUMP	85	WORLD TRANSM-LO SIGNAL SOL. H1
57C	PRE-HEAT WATER HEATER	85	24V DISCON SIGNAL
57CC	PRE-HEAT WATER HEATER	85A	24V DASH INSTRUMENTATION
57E	EXTERIOR LTS-HEAD LTS	85B	ENGINE CTR-24V IGNITION
58	EXTERIOR LTS-LO BEAM	85C	PARKING BRAKE SWITCH
58A	EXTERIOR LTS-LO BEAM	85F	LO AIR SONALERT
58B	EXTERIOR LTS-LO BEAM	85F	ENGINE CTR-ENGINE CTRL SW IGN
58E	EXTERIOR LTS-LO BEAM	85K	24V IGN ANTI SKID
59A	EXTERIOR LTS-FOG	85P	24V ANTI SKID
61	EXTERIOR LTS-24V FEED SW	85Y	ANTI SKID-WARNING LT
61A	EXTERIOR LTS-HEAD SIGNAL	86	ENGINE CTR-STARTER SOL SIGN
61B	EXTERIOR LTS-CLEARANCE	122	A/C & HEAT SYSTEM-DRIVER'S HTR
63A	EXTERIOR LTS-CLEARANCE	88	ENGINE CTR-RR START SIGNAL
63B	EXTERIOR LTS-CLEARANCE	89	WORLD TRANSM-NEUTRAL START
63C	EXTERIOR LTS-MARKER SIGNAL	90A	A/C & HEAT SYSTEM-COND FAN MOT
63D	EXTERIOR LTS-MARKER & TAIL	90B	A/C & HEAT SYSTEM-COND FAN MOT
63E	EXTERIOR LTS-CLEARANCE	90B	ENGINE CTR-HAST KEY SW FEED
63F	EXTERIOR LTS-MARKER BLINKER	90C	A/C & HEAT SYSTEM-COND FAN MOT
63H	EXTERIOR LTS-TAIL	90D	A/C & HEAT SYSTEM-COND FAN MOT
67	A/C & HEAT SYSTEM	90F	CHARG SYST-VOLTAGE REGUL.*B*
67A	A/C & HEAT SYSTEM	90H	A/C & HEAT SYSTEM-EVAP FAN MOT
67AA	A/C & HEAT SYSTEM	90M	A/C & HEAT SYSTEM-EVAP FAN MOT
67B	A/C & HEAT SYSTEM	90J	A/C & HEAT SYSTEM-COND FAN MOT
67C	A/C & HEAT SYSTEM & HEAT WINDS.	91	PARKING BRAKE SW SIGNAL
67K	A/C & HEAT SYSTEM-COND FAN CTR	91A	DDEC-FAST IDLE SIGNAL
67L	A/C & HEAT SYSTEM-COND FAN CTR	92	BATTERY EQUALIZER-CHECK BALANCE
67V	A/C & HEAT SYSTEM-WATER VALVE	93	BATTERY EQUALIZER-CHECK LO/HI
71	EXTERIOR LTS-DOCKING	95A	ENGINE BRAKE & RETARDER SYSTEM
71A	EXTERIOR LTS-HI DOCKING	97	TACHOMETER (-)
71C	EXTERIOR LTS-DOCKING	101	24V STARTER SOL FEEDING
71D	EXTERIOR LTS-DOCKING	101	WORLD TRANSM-LO SIGNAL SOL. L0
71E	EXTERIOR LTS-LO DOCKING	102	24V STARTER TO GENERATOR
71F	EXTERIOR LTS-LO DOCKING	103	WORLD TRANSM-SOL. GRD 1
71G	EXTERIOR LTS-DOCKING	102	WORLD TRANSM-SOL. C3
71H	EXTERIOR LTS-LO DOCKING	104	WORLD TRANSM-SOL. FORWARD

CIRCUIT NUMBER CODE — Page E : 2

No.	SYSTEM	No.	SYSTEM
104	LEVEL LOW SYSTEM	130	WORLD TRANSM-SOL. GRD 3
105	WORLD TRANSM-RETARDER & SUMP	131	WORLD TRANSM-SOL. C4
105W	WORLD TRANSM-RETARDER & SUMP	132	WORLD TRANSM-SOL BRK OUTPUT (-)
106	WORLD TRANSM-OIL LEVEL HI	132A	LEVEL LOW SYSTEM
107	CHARG SYST-VOLTAGE REGUL.*F*	132B	LEVEL LOW SYSTEM
107	WORLD TRANSM-LOCKUP SOL. H1	132C	LEVEL LOW SYSTEM
108	WORLD TRANSM-REMOTE PWR WAKE UP	132D	LEVEL LOW SYSTEM
109	WORLD TRANSM-RET. SOL. L0	132E	LEVEL LOW SYSTEM
110	ALARM & SIGNAL-WATER TEMP	132F	LEVEL LOW SYSTEM
110	WORLD TRANSM-LOCKUP SOL. L0	132G	LEVEL LOW SYSTEM
111	WORLD TRANSM-SOL.C6	132H	LEVEL LOW SYSTEM
112	WORLD TRANSM-SPARE OUTPUT (+)	132J	LEVEL LOW SYSTEM
113	WORLD TRANSM-OIL PRESS	132K	LEVEL LOW SYSTEM
113	WORLD TRANSM-REVERSE WARNING	132W	WORLD TRANSM-ENG BRK OUTPUT (-)
113	WORLD TRANSM-SPARE OUTPUT (+)	133	WORLD TRANSM-RET. ACTUATOR HI
114	INTERIOR LTS-DASH LT REGUL.	134	WORLD TRANSM-RET. APPLY SOL. H1
114A	INTERIOR LTS-DASH LT	135	A/C & HEAT SYSTEM-AIR SENSOR
114B	INTERIOR LTS-DASH LT REGUL.	135	WORLD TRANSM-ANALOG GRD
114D	INTERIOR LTS-DASH LT REGUL.	135A	A/C & HEAT SYSTEM-AIR SENSOR
115	EXTERIOR LTS-STOP LTS	135C	WORLD TRANSM-RETARDER TEMP
115A	ALARM & SIGNAL-TAG PRESS	135C	A/C & HEAT SYSTEM-AIR SENSOR
115B	DDEC III-COOL.ANT LEVEL	135D	WORLD TRANSM-RETARDER RES MOD
115C	DDEC III-COOLANT LEVEL	135D	A/C & HEAT SYSTEM-AIR SENSOR
116	WORLD TRANSM-DO NOT SHIFT SIGNAL	136	WORLD TRANSM-ECU POWER
116	WORLD TRANSM-LO SIGNAL SOL. H1	136V	WORLD TRANSM-12V BATTERY
116A	A/C & HEAT SYSTEM-DRIVER'S HTR	136W	WORLD TRANSM-12V BATTERY
117	WORLD TRANSM-SPARE INPUT (+)	136X	WORLD TRANSM-12V BATTERY
117A	ALARM & SIGNAL-TRANSM OIL TEMP	137	WORLD TRANSM-RETARDER
117A	ALARM & SIGNAL-WATER TEMP	137	MIRROR-(SPARTAN & RAMCO)
118	WORLD TRANSM-SPARE INPUT (+)	137A	MIRROR-(SPARTAN & RAMCO)
118	WORLD TRANSM-ENG BRK INPUT (+)	137B	RR VIEW MIRROR-(SPARTAN)
120	WORLD TRANSM-SOL. C1	137C	RR VIEW MIRROR-(SPARTAN)
121	WORLD TRANSM-SOL. GRD 2	137D	RR VIEW MIRROR-(SPARTAN)
122	WORLD TRANSM-SOL. C2	137E	RR VIEW MIRROR-(SPARTAN)
122	A/C & HEAT SYSTEM-DRIVER'S HTR	137F	RR VIEW MIRROR-(SPARTAN)
122	A/C & HEAT SYSTEM-RETARDER TEMP	137G	RR VIEW MIRROR-(SPARTAN)
122A	A/C & HEAT SYSTEM-FRESH AIR	138	WORLD TRANSM-RETARDER TEMP
123	WORLD TRANSM-NEUTRAL START	138	ABS SYSTEM
123A	ALARM & SIGNAL-FIRE DETECTOR	138A	ABS SYSTEM
128	ALARM & SIGNAL-FIRE DETECTOR	139	WORLD TRANSM-OUTPUT SPEED HI
128	WORLD TRANSM-THROTTLE (HI)	139	ABS SYSTEM
128A	WORLD TRANSM-RETARDER INDICATOR	140	WORLD TRANSM-OUTPUT SPEED LO
128W	WORLD TRANSM-RETARDER INDICATOR	140	ABS SYSTEM
128	WORLD TRANSM-LUBE PRESS SW.	141	ABS SYSTEM
129	WORLD TRANSM-SOL. C5	141	WORLD TRANSM-ENGINE SPEED HI
129	WORLD TRANSM-RETARDER FEED SOL.	142	ABS SYSTEM
127	PRE-HEAT WATER HEATER	142	WORLD TRANSM-SERIAL COM. A
127A	PRE-HEAT WATER HEATER	143	ABS SYSTEM
127B	PRE-HEAT WATER HEATER	143	WORLD TRANSM-ECU BATTERY GRD
127W	PRE-HEAT WATER HEATER	143A	ABS SYSTEM
127X	PRE-HEAT WATER HEATER	143W	WORLD TRANSM-BATTERY GRD
128	PRE-HEAT WATER HEATER	143X	WORLD TRANSM-BATTERY GRD
144	ABS SYSTEM	144	WORLD TRANSM-ECU CHASSIS GRD
144A	ABS SYSTEM	144	ABS SYSTEM
145	ABS SYSTEM	144A	ABS SYSTEM
146	ABS SYSTEM	145	ABS SYSTEM
146	WORLD TRANSM-IGNITION SENSE	146	ABS SYSTEM
146W	WORLD TRANSM-12V IGNITION	146W	WORLD TRANSM-12V IGNITION
146X	WORLD TRANSM-12V IGNITION	146X	WORLD TRANSM-12V IGNITION

CIRCUIT NUMBER CODE — Page E : 3

No.	SYSTEM	No.	SYSTEM
147	WORLD TRANSM-OIL TEMP	170L	LUGGAGE DOOR LOCK
147	ABS SYSTEM	170M	LUGGAGE DOOR LOCK
147	ETHER COLD START	170N	LUGGAGE DOOR LOCK
147C	ETHER COLD START	170P	LUGGAGE DOOR LOCK
148	WORLD TRANSM-OUTPUT SPEED LO	170R	LUGGAGE DOOR LOCK
148	ABS SYSTEM	170S	LUGGAGE DOOR LOCK
149	WORLD TRANSM-TURBINE SPEED HI	170V	LUGGAGE DOOR LOCK
149	ABS SYSTEM	170W	LUGGAGE DOOR LOCK
149A	ABS SYSTEM	170X	LUGGAGE DOOR LOCK
150	WORLD TRANSM-ENGINE SPEED LO	170Y	LUGGAGE DOOR LOCK
150	DDEC III-ECM BATTERY GRD	170Z	LUGGAGE DOOR LOCK
150A	DDEC III-ECM BATTERY GRD	173	BACK-UP MONITOR
151	DDEC III-ECM BATTERY GRD	174	BACK-UP MONITOR
151	WORLD TRANSM-SERIAL COM. B	175A	BACK-UP MONITOR
151	ABS SYSTEM	175B	BACK-UP MONITOR
151A	ABS SYSTEM	175C	BACK-UP MONITOR
152	ABS SYSTEM	180	DIGITAL THERMOMETER
152A	ABS SYSTEM	180	DRIVER'S SEAT HEATER
153	WORLD TRANSM-SPARE INPUT (+)	180A	DRIVER'S SEAT HEATER
153	ABS SYSTEM	180B	CO-PILOT SEAT HEATER
154	WORLD TRANSM-ABS RETARDER INPUT	180C	CO-PILOT SEAT HEATER
154	ABS SYSTEM	181	DIGITAL THERMOMETER
155	WORLD TRANSM-SPARE INPUT (+)	182	PYROMETER
155	ABS SYSTEM	182A	PYROMETER
156	WORLD TRANSM-THROTTLE POS.	197	FUEL WATER FILTER
156	ABS SYSTEM	197A	FUEL WATER FILTER
156A	ABS SYSTEM	197B	FUEL WATER FILTER
157	WORLD TRANSM-SPEEDOMETER SIGNAL	201	WORLD TRANSM-SPARE
157	ABS SYSTEM	202	WORLD TRANSM-SPARE
157A	ABS SYSTEM	203	WORLD TRANSM-SPARE
157B	ABS SYSTEM	204	WORLD TRANSM-SPARE
158	WORLD TRANSM-DIMMER	205	WORLD TRANSM-SPARE
160	ALARM & SIGNAL-TAG PRESS SW	206	WORLD TRANSM-SPARE
161	WORLD TRANSM-SIGNAL GRD	250	WORLD TRANSM-DATA LINK (+)
161	WORLD TRANSM-SIGNAL GRD	251	NEUTRAL SIGNAL GRD
161B	WORLD TRANSM-SIGNAL GRD	252	DDEC III-ECM 12V FEEDING
162	WORLD TRANSM-RETARDER PRESS. SW	253	DDEC III-ECM 12V FEEDING
163	WORLD TRANSM-RETARDER ENABLE	255	PROGRIVER FEEDING
164	WORLD TRANSM-RET., ACTUATOR SIGN	257	WINDSHIELD HEATED
165	WORLD TRANSM-OIL LEVEL SIGNAL	257A	WINDSHIELD HEATED
165	A/C & HEAT SYSTEM-TRANSMITTER	257B	WINDSHIELD HEATED
165A	A/C & HEAT SYSTEM-TRANSMITTER	257C	WINDSHIELD HEATED
165B	A/C & HEAT SYSTEM-TRANSMITTER	257D	WINDSHIELD HEATED SPARE
165C	A/C & HEAT SYSTEM-TRANSMITTER	257E	WINDSHIELD HEATED SPARE
165D	A/C & HEAT SYSTEM-TRANSMITTER	258	WINDSHIELD HEATED
166B	A/C & HEAT SYSTEM-TRANSMITTER	259	WINDSHIELD HEATED
167	A/C & HEAT SYSTEM-TEMP. CTR	259A	WINDSHIELD HEATED
167A	A/C & HEAT SYSTEM-TEMP. CTR	260	WINDOW AJAR
168	A/C & HEAT SYSTEM-SER. INTERFACE (+)	270	KEYLESS ENTRY SYSTEM
168	A/C & HEAT SYSTEM-HUMIDISTAT	272	KEYLESS ENTRY SYSTEM
168A	A/C & HEAT SYSTEM-HUMIDISTAT	274	KEYLESS ENTRY SYSTEM
170	LUGGAGE DOOR LOCK	275	KEYLESS ENTRY SYSTEM
170C	LUGGAGE DOOR LOCK	276	KEYLESS ENTRY SYSTEM
170D	LUGGAGE DOOR LOCK	277	KEYLESS ENTRY SYSTEM
170E	LUGGAGE DOOR LOCK	278	KEYLESS ENTRY SYSTEM
170F	LUGGAGE DOOR LOCK	279	KEYLESS ENTRY SYSTEM
170G	LUGGAGE DOOR LOCK	280	KEYLESS ENTRY SYSTEM
170H	LUGGAGE DOOR LOCK		
170J	LUGGAGE DOOR LOCK		

CIRCUIT NUMBER CODE — Page E : 3

No.	SYSTEM	No.	SYSTEM
283	KEYLESS ENTRY SYSTEM	SP9	SPARE-RJB TO LUGG CPT *2
284A	KEYLESS ENTRY SYSTEM	SP10	SPARE-RJB TO LUGG CPT *1
285	KEYLESS ENTRY SYSTEM	SP11	SPARE-RJB TO ENGINE
286	KEYLESS ENTRY SYSTEM	SP12	SPARE-RJB TO ENGINE
286A	KEYLESS ENTRY SYSTEM	SP13	SPARE-RJB TO ENGINE
291	KEYLESS ENTRY SYSTEM	SP14	SPARE-RJB TO FR SERV CPT
293	KEYLESS ENTRY SYSTEM	SP15	SPARE-RJB TO ENGINE
290	FAN CLUTCH RADIATOR	SP16	SPARE-RJB TO ENGINE
291	FAN CLUTCH RADIATOR SPD 1	SP17	SPARE-RJB TO ENGINE
292	FAN CLUTCH RADIATOR SPD 2	SP18	SPARE-RJB TO FR SERV CPT
417	DDEC III-LIMIT SPEED GOVERNOR	SP33	SPARE-FJB TO RJB
419	DDEC III-CHECK ENGINE LIGHT	SP36	SPARE-RJB TO LH SW PANEL
439	DDEC III-12V IGNITION	SP37	SPARE-ALARM JCT BOX
440	DDEC III-12V IGNITION	SP38	SPARE-ALARM JCT BOX TO FJB
440A	DDEC III-12V IGNITION	SP39	SPARE-ALARM JCT BOX TO FJB
451	DDEC III-ENGINE BRAKE CLUTCH	SP40	SPARE-ALARM JCT BOX TO FJB
505	DDEC III-TACHOMETER DRIVE	SP43	SPARE-FJB TO RJB
509	DDEC III-STOP ENGINE LIGHT	SP45	SPARE-FJB TO RJB
510	DDEC III-FAST IDLE SIGNAL	SP46	SPARE-RJB TO LH FR ROOF
524	DDEC III-ENGINE BRAKE DISABLE	SP48	SPARE-RJB TO RH FR ROOF
526	DDEC III-FAST IDLE SIGNAL	SP56	SPARE-FJB TO RH SW PANEL
528	DDEC III-STOP ENG. OVERIDE	SP57	SPARE-FJB TO ENGINE
531	DDEC III-CRUISE CLUTCH RELEASE	SP58	SPARE-FJB TO ENGINE
541	DDEC III-CRUISE SET SW	SP59	SPARE-FJB TO ENGINE
543	DDEC III-CRUISE STOP SW CUT IN	SP61	SPARE-FJB TO RH CONSOLE
554	DDEC III-CRUISE ON/OFF SW	SP62	SPARE-FJB TO ENGINE ECM
555	DDEC III-CRUISE RESUME SW	SP69	SPARE-FJB TO FR AXLE
556	DDEC III-FAN CLUTCH SPEED 1	SP70	SPARE-FJB TO FR AXLE
558	DDEC III-VEHICLE SPEED (+)	SP71	SPARE-FJB TO RH SW PANEL
563	DDEC III-FAN CLUTCH SPEED 2	SP72	SPARE-FJB TO FR SERV CPT
564	DDEC III-DIGITAL OUTPUT	SP74	SPARE-FJB TO LH CONSOLE
565	DDEC III-ENGINE BRAKE ACTIVE	SP77	SPARE-FJB TO A/C JB CPT
583	DDEC III-ENGINE BRAKE 4 CYL.	SP78	SPARE-FJB TO A/C JCT BOX
750	PROGRIVER ILLUMINATION	SP79	SPARE-FJB TO A/C JCT BOX
900	DDEC III-DATA LINK (-)	SP80	SPARE-FJB TO A/C JCT BOX CPT
901	DDEC III-DATA LINK (+)	SP82	SPARE-FJB TO LH CONSOLE
901A	ABS SYSTEM	SP83	SPARE-FJB TO RH CONSOLE
908	DDEC III-HYDRAULIC PWM*1 OUTPUT	SP84	SPARE-FJB TO RH CONSOLE

CIRCUIT NUMBER CODE Page E : 1

No.	SYSTEM	No.	SYSTEM
0	BC - BAT. CPT GRD	0X2	FR JCT BOX CPT GRD STUD
0	CONDENSER CPT GRD	0Y	RR JCT BOX GRD
0	A/C - A/C JCT BOX GRD	0Y	FR JCT BOX CPT GRD STUD
0	FJB - FR JCT BOX GRD	0Y	ABS FR JCT BOX CPT GRD STUD
0A	A/C - A/C JCT BOX GRD	0Y1	ABS FR JCT BOX CPT GRD STUD
0A	FRS - FR ROOF ACCES. GRD	0Z	FR JCT BOX CPT GRD STUD
0A	RS - LUG. CPT ACCES. GRD	0Z	RR JCT BOX CPT GRD STUD
0A	AJB - ALARM JCT BOX GRD	0Z	RR JCT BOX BAT. GRD
0A	FJB - FR JCT BOX GRD	1	TACHO SYSTEM
0AA	RS - VOLTAGE REGULATOR GRD	2B	A/C & HEAT SYSTEM-COOL 1 SIGN
0B	EC - ENGINE GRD	2C	A/C & HEAT SYSTEM-LO PRESS SW
0B	FRS - FR ROOF HEAT. WIND GRD	2D	A/C & HEAT SYSTEM-LO PRESS TT LT
0B	FS - FR ROOF ACCES. GRD	3	INTERIOR LTS-DOCKING
0B	RS - LUG. CPT ACCES. GRD	9	INTERIOR LTS-ENGINE CPT
0B	A/C - A/C JCT BOX GRD	9A	INTERIOR LTS-ENGINE CPT
0B	FJB - FR JCT BOX GRD	9E	INTERIOR LTS-FR SERVICE CPT
0BE	RJB - BAT.,EQUAL.,BAT GRD	9F	INTERIOR LTS-FR SERVICE CPT
0C	EC - STARTER MOTOR GRD	9H	INTERIOR LTS-LUGGAGE CPT
0C	BAT.,EQUALIZER GRD	10A	INTERIOR LTS-LUGGAGE CPT
0C	FS - SERV. CPT ACCES. GRD	10B	INTERIOR LTS-LUGGAGE CPT
0C	RS - ENGINE ACCES. GRD	10D	INTERIOR LTS-LUGGAGE CPT
0C	RJB - SPEED SW.,BAT1.,GRD	10F	INTERIOR LTS-LUGGAGE CPT
0CR	24V DISC. SW., RLY GRD SIGNAL	10H	INTERIOR LTS-LUGGAGE CPT
0CS	24V DISC. SW., RLY GRD SIGNAL	10K	INTERIOR LTS-LUGGAGE CPT
0D	FS - SERV. CPT ACCES. GRD	10R	INTERIOR LTS-LUGGAGE DOOR AJAR
0DF	RS - RR SIDE FLASH & MARK GRD	12	BAT CPT 12V BATTERY
0E	FS - FR LAMPS GRD	12	FR JCT BOX 12V DISC SW
0E2	FRS - HEAD & CORNERING LTS GRD	12	12V BAT CPT JCT BLOCK
0EE	FRS - HEAD & CORNERING LTS GRD	12A	FR JCT BOX 12V DISC SW
0G	FS - INSTR. PANEL LH GRD	12A	RR JCT BOX 12V DISC SW
0H	FS - INSTR. PANEL CENT GRD	12B	FR JCT BOX 12V DISC SW
0I	FS - INSTR. PANEL RH GRD	12B	12V BAT CPT JCT BLOCK
0J	FS - SW CONSOLE LH GRD	12BE	BAT.,EQUALIZER MONITOR
0J	RS - RR ROOF ACCES. GRD	12C	FR JCT BOX 12V DISC SW
0K	RS - RR ROOF ACCES. GRD	12D	BAT CPT 12V BATTERY
0L	RS - ENGINE CPT ACCES. GRD	12E	FR JCT BOX 12V DISC SW
0L	FS - UNDER DASH RH GRD	12E	FR JCT BOX 12V DISC SW
0LH	RS - RR END LAMPS LH GRD	12F	FR JCT BOX 12V DISC SW
0M	RS - ENGINE CPT ACCES. GRD	12F	FR JCT BOX 12V DISC SW
0M	FS - UNDER DASH RH GRD	12F	BAT CPT 12V FJB & IC
0MR	24V DISC.SW.,RLY GRD SIGNAL	12G	FR JCT BOX 12V DISC SW
0MS	24V DISC. SW., RLY GRD SIGNAL	12I	12V IGNITION DISTRIBUTION
0N	FS - UNDER DASH RH GRD	12IA	FR JCT BOX 12V IGNITION
0N	24V IGNITION DISTRIBUTION	12IB	24V IGNITION DISTRIBUTION
0P	FS - ALARM JCT BOX GRD	12IB	FR JCT BOX 12V IGNITION
0P	RS - ENGINE CPT ACCES. GRD	12IF	FR JCT BOX 12V IGNITION
0R	FS - UNDER DASH LH GRD	12R	BAT CPT 12V DISC RLY TO RJB
0R	RS - ENGINE CPT ACCES. GRD	12SS	FJB TO BAT 12V HOT WIRE
0RH	RS - RR END LAMPS RH GRD	12VA	BATTERY TO EQUALIZER 12V
0T	FS - LUG. CPT ACCES. GRD	12VD	12V HOT WIRE DISTRIBUTION
0U	RR JCT BOX CPT GRD STUD	12V	BAT CPT 12V DISC RLY
0V	FS - FR JCT BOX CPT GRD STUD	12V1	12V IGNITION DISTRIBUTION
0VA	BATTERY TO EQUALISER 0V	12VR	BAT CPT 12V DISC RLY TO RJB
0W	FS - UNDER DASH CENT GRD	12W	12V BATTERY DDEC III
0W	RS - RR JCT BOX GRD	12X	FR JCT BOX 12V DISC SW
0W	FS - FR JCT BOX CPT GRD STUD	12X2	FR JCT BOX 12V DISC SW
0WB	PRE-HEAT WATER HEATER	12Y	FR JCT BOX 12V DISC SW
0X	FS - TO LH CONS. C493 NOT USED	13A	ALARM & SIGNAL-LO AIR PRIM.
0X	FR JCT BOX CPT GRD STUD	13B	ALARM & SIGNAL-LO AIR SEC.
0X	RS - RR JCT BOX GRD		

CIRCUIT NUMBER CODE Page E : 1

No.	SYSTEM	No.	SYSTEM
15	EXTERIOR LTS-MULTI FUNC LEVEL	24S	24V DISC SW RLY SIGNAL
15A	WIPER & WASHER UPPER WINDSHIELD	24T	RR JCT BOX 24V DISC SW
16	SPEEDO - SIGN	24T	RR JCT BOX 24V DISC SW
16S	SPEEDO - TRANSMITTER	24V3	RR JCT BOX 24V DISC SW
16T	SPEEDO - TRANSMITTER	24V4	RR JCT BOX 24V DISC SW
17	EXTERIOR LTS-FLASHER UNIT	24V5	RR JCT BOX 24V DISC SW
17A	EXTERIOR LTS-FLASHER UNIT	24VA	BATTERY TO EQUALIZER 24V
19	DIFFERENTIAL SOL. SW	24VD	24V HOT WIRE DISTRIBUTION
20	SPEEDO - NEGATIVE SIGN	24VF	BAT CPT 24V SW TO FJB & IC
20T	SPEEDO - NEGATIVE SIGN	24VI	RR JCT BOX 24V IGNITION
21	EXTERIOR LTS-DIRECTIONAL LH	24VR	BAT CPT 24V DISC SW TO RJB
21A	EXTERIOR LTS-DIRECTIONAL LH	24X	FR JCT BOX 24V DISC SW
21B	EXTERIOR LTS-CORNERING LH	24X	FR JCT BOX 24V DISC SW
21C	EXTERIOR LTS-CORNERING LH	24Y	FR JCT BOX 24V DISC SW
21D	EXTERIOR LTS-DIRECTIONAL LH	24Z	FR JCT BOX 24V DISC SW
21K	EXTERIOR LTS-CORNERING	25	12V4C GEN RLY ON SIGNAL
21N	EXTERIOR LTS-CORNERING LH	25A	NOT GENERATOR-WARNING LT
21P	EXTERIOR LTS-HI CORNERING	25B	EXTERIOR LTS-DOCKING RUN LTS
21P	EXTERIOR LTS-CORNERING LH	26	DRIVER'S WINDOW LIFTER
23	EXTERIOR LTS-DIRECTIONAL RH	26A	CIGAR LIGHTER
23	EXTERIOR LTS-DIRECTIONAL RH	26B	DRIVER'S WINDOW LIFTER
23A	EXTERIOR LTS-DIRECTIONAL RH	26C	DRIVER'S WINDOW LIFTER
23B	EXTERIOR LTS-DIRECTIONAL RH	27	PARKING BRAKE SONALERT
23C	EXTERIOR LTS-CORNERING RH	27A	PARKING BRAKE SONALERT
23D	EXTERIOR LTS-CORNERING RH	28A	A/C & HEAT SYSTEM-HI PRESSURE
23N	EXTERIOR LTS-CORNERING RH	29	A/C & HEAT SYSTEM-DRIVER'S HTR
23P	EXTERIOR LTS-HI CORNERING	29A	A/C & HEAT SYSTEM-DRIVER'S HTR
23T	EXTERIOR LTS-HI CORNERING	29B	A/C & HEAT SYSTEM-DRIVER'S HTR
24	BAT CPT 24V BATTERY	29C	A/C & HEAT SYSTEM-DRIVER'S HTR
24	FR JCT BOX 24V DISC SW	31A	A/C & HEAT SYSTEM-UNLOADER
24A	BOOSTER BLOCK 24V DISC SW	31B	A/C & HEAT SYSTEM-UNLOADER
24A	FR JCT BOX 24V DISC SW	31B	WIPER & WASHER SYSTEM
24B	RR JCT BOX 24V DISC SW	31C	WIPER & WASHER SYSTEM
24B	RR JCT BOX 24V DISC SW	31D	WIPER & WASHER SYSTEM
24B	24V STARTER RLY FEEDING	31E	WIPER & WASHER SYSTEM
24BE	RJB 12V-BAT EQ MONITOR HOT WIRE	31J	WIPER & WASHER SYSTEM
24C	FR JCT BOX 24V DISC SW	31K	WIPER & WASHER SYSTEM
24D	BAT CPT 24V HOT WIRE	32	EXTERIOR LTS-BACK-UP
24D	FR JCT BOX 24V HOT WIRE	32B	EXTERIOR LTS-CLEARANCE
24D	RR JCT BOX 24V HOT WIRE	32C	BACK-UP BAR & SIGNAL
24DF	RR JCT BOX 24V HOT WIRE	32D	BACK-UP
24E	BAT CPT 24V DISC SW	32F	BACK-UP MONITOR
24E	FR JCT BOX 24V DISC SW	35	ENTRANCE DOOR
24E	FR JCT BOX 24V DISC SW	35B	JACOB BRAKE SYSREM
24F	FR JCT BOX 24V DISC SW	36A	EXTERIOR LTS
24H	FR JCT BOX 24V DISC SW	39	INTERIOR LTS-DRIVER'S LTS
24I	FR JCT BOX 24V IGNITION	39B	INTERIOR LTS-DRIVER'S LTS
24J	RR JCT BOX 24V IGNITION	39B	INTERIOR LTS-DRIVER'S LTS
24JA	FR JCT BOX 24V IGNITION	39C	INTERIOR LTS-DRIVER'S LTS
24JB	FR JCT BOX 24V IGNITION	41	A/C & HEAT SYSTEM-COND FAN MOT
24JB	RR JCT BOX 24V IGNITION	41A	A/C & HEAT SYSTEM-COND FAN MOT
24JC	FR JCT BOX 24V IGNITION	41B	A/C & HEAT SYSTEM-COND FAN MOT
24JD	FR JCT BOX 24V IGNITION	42	A/C & HEAT SYSTEM-COND FAN MOT
24JF	FR JCT BOX 24V IGNITION	42A	A/C & HEAT SYSTEM-COND FAN MOT
24JI	FR JCT BOX 24V IGNITION	44	EXTERIOR LTS-FOG
24J	FR JCT BOX 24V DISC SW	44A	EXTERIOR LTS-FOG
24K	FR JCT BOX 24V DISC SW	44B	EXTERIOR LTS-FOG
24P	FR JCT BOX 24V DISC SW	44C	EXTERIOR LTS-FOG & HAZARD

CIRCUIT NUMBER CODE Page E : 2

No.	SYSTEM	No.	SYSTEM
45B	A/C & HEAT SYSTEM-HEAT 3 SIGN.	71K	EXTERIOR LTS-LO DOCKING
45D	A/C & HEAT SYSTEM-WATER VALVE	71L	EXTERIOR LTS-DOCKING
45E	A/C & HEAT SYSTEM-HEAT 1 SIGN	71R	EXTERIOR LTS-DOCKING
45G	A/C & HEAT SYSTEM-DRIVER'S HTR	72	SUN VISOR-FEEDING
45H	A/C & HEAT SYSTEM-DRIVER'S HTR	72A	SUN VISOR-RH
45W	A/C & HEAT SYSTEM-DRIVER'S HTR	72B	SUN VISOR-RH
46	EXTERIOR LTS-MARKER	72C	SUN VISOR-LH
46A	EXTERIOR LTS-MARKER	72D	SUN VISOR-LH
46B	EXTERIOR LTS-MARKER	76	FUEL TANK GAUGE
46B	EXTERIOR LTS-MARKER	76B	LOW FUEL LT & ETHER COLD START
46C	EXTERIOR LTS-MARKER	76C	LOW FUEL LT
47	A/C & HEAT SYSTEM-DRIVER'S HTR	77	A/C & HEAT SYSTEM-HI PRESSURE
50	AIR DRYER	77A	A/C & HEAT SYSTEM-DRIVER'S HTR
52	ALARM & SIGNAL-ELEC. HORN	77B	A/C & HEAT SYSTEM-COMPRESSOR
52A	ALARM & SIGNAL-ELEC. HORN	77C	A/C & HEAT SYSTEM-COMPRESSOR
53	WIPER & WASHER SYSTEM	77M	A/C & HEAT SYSTEM-COMPRESSOR
53A	WIPER & WASHER SYSTEM	81	EXTERIOR LTS-STOP SW
53B	WIPER & WASHER SYSTEM	82	EXTERIOR LTS-STOP SIGNAL
53C	WIPER & WASHER SYSTEM	82A	EXTERIOR LTS-STOP SIGNAL
53E	WIPER & WASHER SYSTEM	82B	EXTERIOR LTS-STOP LTS
53J	WIPER & WASHER SYSTEM	82K	EXTERIOR LTS-STOP PARK BRK
55	EXTERIOR LTS-HI BEAM	82L	EXTERIOR LTS-HI BEAM
57	EXTERIOR LTS-HI BEAM	82R	EXTERIOR LTS-LH STOP
57A	EXTERIOR LTS-HI BEAM	83	ENGINE CTR-KEY SW ACCES SIGN
57A	A/C & HEAT SYSTEM-WATER PUMP	83A	ENGINE CTRL-KEY SW START SIGN
57B	A/C & HEAT SYSTEM-WATER PUMP	83N	ENGINE CTRL-KEY SW IGNITION SIGN
57C	PRE-HEAT WATER HEATER	85	24V IGNITION SIGNAL
57CC	PRE-HEAT WATER HEATER	85A	24V IGN DASH INSTRUMENTATION
57E	EXTERIOR LTS-HEADLTS	85B	ENGINE CTR-24V IGNITION
58	EXTERIOR LTS-LO BEAM	85C	PARKING BRAKE SWITCH
58A	EXTERIOR LTS-LO BEAM	85F	LO AIR SONALERT
58B	EXTERIOR LTS-LO BEAM	85F	ENGINE CTR-ENGINE CTRL SW IGN
58E	EXTERIOR LTS-LO BEAM	85K	24V IGN ANTI SKID
59A	EXTERIOR LTS-LO BEAM	85V	24V IGN ANTI SKID
61	EXTERIOR LTS-24V FEED SW	85Y	ANTI SKID-WARNING LT
61A	EXTERIOR LTS-HEAD SIGNAL	86	ENGINE CTR-STARTER SOL SIGN
63	EXTERIOR LTS-CLEARANCE	86A	ENGINE CTRL-STARTER SOL SIGN
63A	EXTERIOR LTS-CLEARANCE	88	ENGINE CTR-RR START SIGNAL
63B	EXTERIOR LTS-CLEARANCE	89	ENGINE CTRL-REMOTE START
63C	EXTERIOR LTS-MARKER SIGNAL	90A	A/C & HEAT SYSTEM-COND FAN MOT
63D	EXTERIOR LTS-MARKER & TAIL	90B	A/C & HEAT SYSTEM-COND FAN MOT
63E	EXTERIOR LTS-CLEARANCE	90B	ENGINE CTR-HAST KEY SW FEED
63F	EXTERIOR LTS-MARKER BLINKER	90C	A/C & HEAT SYSTEM-COND FAN MOT
63H	EXTERIOR LTS-TAIL	90D	A/C & HEAT SYSTEM-COND FAN MOT
67	A/C & HEAT SYSTEM	90F	CHARG SYST-VOLTAGE REGUL.*B*
67A	A/C & HEAT SYSTEM	90H	A/C & HEAT SYSTEM-EVAP FAN MOT
67AA	A/C & HEAT SYSTEM	90H	A/C & HEAT SYSTEM-EVAP FAN MOT
67B	A/C & HEAT SYSTEM	90J	A/C & HEAT SYSTEM-COND FAN MOT
67C	A/C & HEAT SYSTEM & HEAT WINDS.	91	CHARG BRAKE SW SIGNAL
67K	A/C & HEAT SYSTEM-COND FAN CTR	91A	DDEC-FAST IDLE SIGNAL
67L	A/C & HEAT SYSTEM-COND FAN CTR	92	BATTERY EQUALIZER-CHECK BALANCE
67V	A/C & HEAT SYSTEM-WATER VALVE	93	BATTERY EQUALIZER-CHECK LO/HI
71	EXTERIOR LTS-DOCKING	95A	ENGINE BRAKE & RETARDER SYSTEM
71A	EXTERIOR LTS-HI DOCKING	97	TACHOMETER (-)
71C	EXTERIOR LTS-DOCKING	101	24V STARTER SOL FEEDING
71D	EXTERIOR LTS-DOCKING	101	WORLD TRANSM-LO SIGNAL SOL. LO
71E	EXTERIOR LTS-LO DOCKING	102	24V STARTER TO GENERATOR
71F	EXTERIOR LTS-LO DOCKING	103	WORLD TRANSM-SOL. C1
71G	EXTERIOR LTS-DOCKING	102	WORLD TRANSM-SOL. C3
71H	EXTERIOR LTS-LO DOCKING	104	WORLD TRANSM-SOL. FORWARD

CIRCUIT NUMBER CODE Page E : 2

No.	SYSTEM	No.	SYSTEM
104	LEVEL LOW SYSTEM	129B	PRE-HEAT WATER HEATER
105	WORLD TRANSM-RETARDER & SUMP	130	WORLD TRANSM-SOL. GRD 3
105W	WORLD TRANSM-RETARDER & SUMP	131	WORLD TRANSM-SOL. C4
106	WORLD TRANSM-OIL LEVEL HI	132	WORLD TRANSM-ENG BRK OUTPUT (+)
107	CHARG SYST-VOLTAGE REGUL.*F*	132A	LEVEL LOW SYSTEM
107	WORLD TRANSM-LOCKUP SOL. HI	132B	LEVEL LOW SYSTEM
108	WORLD TRANSM-REMOTE PWR WAKE UP	132C	LEVEL LOW SYSTEM
109	WORLD TRANSM-RET. SOL. LO	132D	LEVEL LOW SYSTEM
110	ALARM & SIGNAL-WATER TEMP	132E	LEVEL LOW SYSTEM
110	WORLD TRANSM-LOCKUP SOL. LO	132F	LEVEL LOW SYSTEM
111	WORLD TRANSM-SOL.C6	132W	WORLD TRANSM-ENG BRK OUTPUT (+)
112	WORLD TRANSM-SPARE OUTPUT (+)	133	WORLD TRANSM-RET. ACTUATOR HI
113	WORLD TRANSM-LO PRESS	134	WORLD TRANSM-RET. APPLY SOL. HI
113	WORLD TRANSM-REVERSE WARNING	135	A/C & HEAT SYSTEM-AIR SENSOR
113	WORLD TRANSM-SPARE OUTPUT (+)	135	WORLD TRANSM-ANALOG GRD
114	INTERIOR LTS-DASH LT REGUL.	135A	A/C & HEAT SYSTEM-AIR SENSOR
114A	INTERIOR LTS-DASH LT	135C	WORLD TRANSM-RETARDER TEMP
114B	INTERIOR LTS-DASH LT REGUL.	135C	A/C & HEAT SYSTEM-AIR SENSOR
114D	INTERIOR LTS-DASH LT REGUL.	135D	WORLD TRANSM-RETARDER RES MOD
114E	INTERIOR LTS-DASH LT REGUL.	135D	A/C & HEAT SYSTEM-AIR SENSOR
115	ALARM & SIGNAL-TAG PRESS	136	WORLD TRANSM-ECU POWER
115A	EXTERIOR LTS-HI BEAM	136W	WORLD TRANSM-12V BATTERY
115B	WORLD TRANSM-DO NOT SHIFT SIGNAL	136W	WORLD TRANSM-12V BATTERY
115C	DDEC III-COOLANT LEVEL	136X	WORLD TRANSM-12V BATTERY
115D	WORLD TRANSM-DO NOT SHIFT SIGNAL	137	WORLD TRANSM-RETARDER
116	WORLD TRANSM-LO SIGNAL SOL. HI	137	MIRROR (SPARTAN & RAINCO)
116A	WORLD TRANSM-LO SIGNAL SOL. HI	137A	MIRROR (SPARTAN & RAINCO)
117	WORLD TRANSM-SPARE INPUT (+)	137B	RR VIEW MIRROR (SPARTAN)
117A	ALARM & SIGNAL-TRANSM OIL TEMP	137C	RR VIEW MIRROR (SPARTAN)
117B	ALARM & SIGNAL-TRANSM OIL TEMP	137D	RR VIEW MIRROR (SPARTAN)
118	WORLD TRANSM-SPARE INPUT (+)	137E	RR VIEW MIRROR (SPARTAN)
119	WORLD TRANSM-ENG BRK INPUT (+)	137F	RR VIEW MIRROR (SPARTAN)
120	WORLD TRANSM-SOL. C1	137G	RR VIEW MIRROR (SPARTAN)
121	WORLD TRANSM-SOL. GRD 2	138	WORLD TRANSM-RETARDER TEMP
122	WORLD TRANSM-SOL. GRD 4	138	ABS SYSTEM
122	A/C & HEAT SYSTEM-DRIVER'S HTR	138A	ABS SYSTEM
122A	A/C & HEAT SYSTEM-FRESH AIR	139	WORLD TRANSM-OUTPUT SPEED HI
122A	A/C & HEAT SYSTEM-FRESH AIR	139	ABS SYSTEM
123	WORLD TRANSM-RET., ACTUATOR LO	140	WORLD TRANSM-OUTPUT SPEED LO
123A	ALARM & SIGNAL-FIRE DETECTOR	140	ABS SYSTEM
123B	ALARM & SIGNAL-FIRE DETECTOR	141	ABS SYSTEM
124	WORLD TRANSM-THROTTLE (HI)	141	WORLD TRANSM-ENGINE SPEED HI
125	WORLD TRANSM-RETARDER INDICATOR	142	ABS SYSTEM
125W	WORLD TRANSM-RETARDER INDICATOR	142	WORLD TRANSM-SERIAL COM. A
126	WORLD TRANSM-LUBE PRESS SW.	143	ABS SYSTEM
126	LEVEL LOW SYSTEM	143	WORLD TRANSM-ECU BATTERY GRD
126F	LEVEL LOW SYSTEM	143A	ABS SYSTEM
127	WORLD TRANSM-RETARDER FEED SOL.	143W	WORLD TRANSM-BATTERY GRD
127	PRE-HEAT WATER HEATER	143X	WORLD TRANSM-BATTERY GRD
127A	PRE-HEAT WATER HEATER	144	WORLD TRANSM-ECU CHASSIS GRD
127B	PRE-HEAT WATER HEATER	144	ABS SYSTEM
127S	PRE-HEAT WATER HEATER	144A	ABS SYSTEM
127W	PRE-HEAT WATER HEATER	145	ABS SYSTEM
128	WORLD TRANSM-SOL.C2	146	ABS SYSTEM
128	PRE-HEAT WATER HEATER	146	WORLD TRANSM-IGNITION SENSE
128A	PRE-HEAT WATER HEATER	146W	WORLD TRANSM-12V IGNITION
128B	PRE-HEAT WATER HEATER	146X	WORLD TRANSM-12V IGNITION
129	PRE-HEAT WATER HEATER		
129	PRE-HEAT WATER HEATER		
129	WORLD TRANSM-SOL. C5		

CIRCUIT NUMBER CODE Page E : 3

No.	SYSTEM	No.	SYSTEM
147	WORLD TRANSM-OIL TEMP	170L	LUGGAGE DOOR LOCK
147	ABS SYSTEM	170M	LUGGAGE DOOR LOCK
147	ETHER COLD START	170N	LUGGAGE DOOR LOCK
147C	ETHER COLD START	170P	LUGGAGE DOOR LOCK
148	WORLD TRANSM-OUTPUT SPEED LO	170R	LUGGAGE DOOR LOCK
148	ABS SYSTEM	170S	LUGGAGE DOOR LOCK
149	WORLD TRANSM-TURBINE SPEED HI	170V	LUGGAGE DOOR LOCK
149	ABS SYSTEM	170W	LUGGAGE DOOR LOCK
149A	ABS SYSTEM	170X	LUGGAGE DOOR LOCK
150	WORLD TRANSM-ENGINE SPEED LO	170Z	LUGGAGE DOOR LOCK
150	DDEC III-ECM BATTERY GRD	170Z	LUGGAGE DOOR LOCK
150A	DDEC III-ECM BATTERY GRD	173	BACK-UP MONITOR
151	DDEC III-ECM BATTERY GRD	174	BACK-UP MONITOR
151	WORLD TRANSM-SERIAL COM. B	175	BACK-UP MONITOR
151	ABS SYSTEM	175A	BACK-UP MONITOR
151A	ABS SYSTEM	175B	BACK-UP MONITOR
152	ABS SYSTEM	175C	BACK-UP MONITOR
152A	ABS SYSTEM	180	DIGITAL THERMOMETER
153	WORLD TRANSM-SPARE INPUT (+)	180	DRIVER'S SEAT HEATER
153	ABS SYSTEM	180A	DRIVER'S SEAT HEATER
154	WORLD TRANSM-ABS RETARDER INPUT	180B	CO-PILOT SEAT HEATER
154	ABS SYSTEM	180C	CO-PILOT SEAT HEATER
155	WORLD TRANSM-SPARE INPUT (+)	181	DIGITAL THERMOMETER
155	ABS SYSTEM	182	PYROMETER
156	ABS SYSTEM	182A	PYROMETER
156A	WORLD TRANSM-THROTTLE POS.	197	FUEL WATER FILTER
156	ABS SYSTEM	197A	FUEL WATER FILTER
156A	ABS SYSTEM	197B	FUEL WATER FILTER
157	WORLD TRANSM-SPEEDOMETER SIGNAL	201	WORLD TRANSM-SPARE
157	ABS SYSTEM	202	WORLD TRANSM-SPARE
157A	ABS SYSTEM	203	WORLD TRANSM-SPARE
157B	ABS SYSTEM	204	WORLD TRANSM-SPARE
158	WORLD TRANSM-DIMMER	205	WORLD TRANSM-SPARE
160	ALARM & SIGNAL-TAG PRESS SW	206	WORLD TRANSM-SPARE
161	WORLD TRANSM-SIGNAL GRD	214	WORLD TRANSM-DATA LINK (+)
161	WORLD TRANSM-SIGNAL GRD	230	NEUTRAL SIGNAL GRD
161B	WORLD TRANSM-SIGNAL GRD	240	DDEC III-ECM 12V FEEDING
162	WORLD TRANSM-RETARDER ENABLE	250	DDEC III-ECM 12V FEEDING
162	WORLD TRANSM-RETARDER ENABLE	251	PROGRIVER FEEDING
163	WORLD TRANSM-RET., ACTUATOR LO	257	WINDSHIELD HEATED
165	WORLD TRANSM-OIL LEVEL SIGNAL	257A	WINDSHIELD HEATED
165	A/C & HEAT SYSTEM-TRANSMITTER	257B	WINDSHIELD HEATED
165A	A/C & HEAT SYSTEM-TRANSMITTER	257C	WINDSHIELD HEATED
165B	A/C & HEAT SYSTEM-TRANSMITTER	257D	WINDSHIELD HEATED SPARE
165C	A/C & HEAT SYSTEM-TRANSMITTER	257E	WINDSHIELD HEATED SPARE
165D	A/C & HEAT SYSTEM-TRANSMITTER	258	WINDSHIELD HEATED
166	WORLD TRANSM-ENGINE SPEED HI	259	WINDSHIELD HEATED
167	A/C & HEAT SYSTEM-TEMP. CTR	259A	WINDSHIELD HEATED
167A	A/C & HEAT SYSTEM-TEMP. CTR	260	WINDOW AJAR
168	WORLD TRANSM-SER. INTERFACE (+)	270	KEYLESS ENTRY SYSTEM
168	A/C & HEAT SYSTEM-HUMIDISTAT	272	KEYLESS ENTRY SYSTEM
168A	A/C & HEAT SYSTEM-HUMIDISTAT	272	KEYLESS ENTRY SYSTEM
170C	LUGGAGE DOOR LOCK	274	KEYLESS ENTRY SYSTEM
170D	LUGGAGE DOOR LOCK	275	KEYLESS ENTRY SYSTEM
170E	LUGGAGE DOOR LOCK	276	KEYLESS ENTRY SYSTEM
170F	LUGGAGE DOOR LOCK	277	KEYLESS ENTRY SYSTEM
170G	LUGGAGE DOOR LOCK	278	KEYLESS ENTRY SYSTEM
170H	LUGGAGE DOOR LOCK	279	KEYLESS ENTRY SYSTEM
170J	LUGGAGE DOOR LOCK	280	KEYLESS ENTRY SYSTEM

CIRCUIT NUMBER CODE Page E : 3

No.	SYSTEM	No.	SYSTEM
283	KEYLESS ENTRY SYSTEM	SP9	SPARE-RJB TO LUGG CPT *2
284A	KEYLESS ENTRY SYSTEM	SP10	SPARE-RJB TO LUGG CPT *1
285	KEYLESS ENTRY SYSTEM	SP11	SPARE-RJB TO ENGINE
286	KEYLESS ENTRY SYSTEM	SP12	SPARE-RJB TO ENGINE
286A	KEYLESS ENTRY SYSTEM	SP13	SPARE-RJB TO ENGINE
291	KEYLESS ENTRY SYSTEM	SP14	SPARE-RJB TO FR SERV CPT
293	KEYLESS ENTRY SYSTEM	SP15	SPARE-RJB TO ENGINE
290	FAN CLUTCH RADIATOR	SP16	SPARE-RJB TO ENGINE
291	FAN CLUTCH RADIATOR SPD 1	SP17	SPARE-RJB TO ENGINE
292	FAN CLUTCH RADIATOR SPD 2	SP18	SPARE-RJB TO FR SERV CPT
417	DDEC III-LIMIT SPEED GOVERNOR	SP33	SPARE-FJB TO RJB
419	DDEC III-CHECK ENGINE LIGHT	SP36	SPARE-RJB TO LH SW PANEL
439	DDEC III-12V IGNITION	SP37	SPARE-ALARM JCT BOX
440	DDEC III-12V IGNITION	SP38	SPARE-ALARM JCT BOX TO FJB
440A	DDEC III-12V IGNITION	SP39	SPARE-ALARM JCT BOX TO FJB
451	DDEC III-FAST IDLE CLUTCH	SP40	SPARE-ALARM JCT BOX TO FJB
505	DDEC III-TACHOMETER DRIVE	SP43	SPARE-FJB TO RJB
509	DDEC III-STOP ENGINE LIGHT	SP45	SPARE-FJB TO RJB
510	DDEC III-FAST IDLE SIGNAL	SP46	SPARE-RJB TO LH FR ROOF
524	DDEC III-ENGINE BRAKE DISABLE	SP48	SPARE-RJB TO RH FR ROOF
525	DDEC III-FAST IDLE SIGNAL	SP56	SPARE-RJB TO RH SW PANEL
528	DDEC III-STOP ENG. OVERIDE	SP57	SPARE-FJB TO ENGINE
534	DDEC III-CRUISE CLUTCH RELEASE	SP58	SPARE-FJB TO ENGINE
541	DDEC III-CRUISE SET SW	SP59	SPARE-FJB TO ENGINE
543	DDEC III-CRUISE STOP SW CUT IN	SP61	SPARE-FJB TO RH CONSOLE
544	DDEC III-CRUISE ON/OFF SW	SP62	SPARE-FJB TO ENGINE ECM
545	DDEC III-CRUISE RESUME SW	SP69	SPARE-FJB TO FR AXLE
555	DDEC III-FAN CLUTCH SPEED	SP70	SPARE-FJB TO FR AXLE
558	**DDEC III-VEHICLE SPEED (+)**	SP71	SPARE-FJB TO RH SW PANEL
562	DDEC III-FAN CLUTCH SPEED* 2	SP72	SPARE-FJB TO FR SERV CPT
564	DDEC III-DIGITAL OUTPUT	SP74	SPARE-FJB TO LH CONSOLE
565	DDEC III-ENGINE BRAKE ACTIVE	SP77	SPARE-FJB TO A/C JB CPT
583	DDEC III-ENGINE BRAKE 4 CYL.	SP78	SPARE-FJB TO A/C JCT BOX
750	PROGRIVER ILLUMINATION	SP79	SPARE-FJB TO A/C JCT BOX
900	DDEC III-DATA LINK (+)	SP80	SPARE-FJB TO A/C JCT BOX CPT
901	DDEC III-DATA LINK (-)	SP82

PLOTTAGE SCALE = 3.18:1

CIRCUIT BREAKER CODE (CB) Page F : 1

NO.	PAGE	AMPERE	#PREVOST	LOCATION	FUNCTION
CB1	2	40A	560703	BAT CPT	12V IGNITION
CB2	1	30A	870690	BAT CPT	12V HOT WIRE
CB3	1	40A	560703	BAT CPT	12V FEED RR JCT BOX
CB4	1	40A	560703	BAT CPT	12V FEED FR JCT BOX
CB5	1	30A	870690	BAT CPT	24V HOT WIRE
CB6	1	90A	560298	BAT CPT	24V FEED RJ B & STARTER RLY
CB7	1	90A	560298	BAT CPT	24V FEED FJB & INVERTER CPT
CB8	1	150A	560299	BAT CPT	A/C JCT BOX & EVAP. FAN
CB9	1	150A	560299	BAT CPT	CONDENSER FAN MOTOR
CB10	4	8A	561791	FR JCT BOX	MASTER SWITCH
CB14	17	15A	561793	RR JCT BOX	PRE-HEAT WATER HEATER (WEBASTO)
CB15	17	15A	561793	RR JCT BOX	PRE-HEAT WATER HEATER
CB16	4	8A	561791	RR JCT BOX	ENGINE-RR CTR & START SW
CB18	4	8A	561791	RR JCT BOX	ENGINE-FR CTR SW & LEVEL LOW SYSTEM
CB19	5	15A	561793	BAT CPT	E.C.M. DDEC III
CB20	5	15A	561793	BAT CPT	E.C.M. DDEC III
CB21	5	6A	561790	BAT CPT	12V IGNITION DDEC III
CB24	6	20A	561794	BAT CPT	V.I.M. WORLD TRANSMISSION
CB26	11	10A	561792	RR JCT BOX	BACK-UP LTS
CB27	7	8A	561791	FR JCT BOX	24V IGN DASH ACCESSORIES
CB28	7	6A	561790	FR JCT BOX	12V IGN. VOLTMETER & SPEEDO-TACHO
CB29	7	20A	561794	FR JCT BOX	ELECTRICAL HORNS
CB30	7	6A	561790	FR JCT BOX	FIRE ALARM
CB31	8	8A	561791	RR JCT BOX	AIR DRYER
CB32	8	6A	561790	FR JCT BOX	ETHER COLD START & CRUISE DECEL
CB33	8	6A	561790	FR JCT BOX	PARKING BRAKE SW
CB34	11	10A	561792	RR JCT BOX	BACK-UP ALARM
CB35	11	6A	561790	FR JCT BOX	FOG & HAZARD SW
CB36	11	15A	561793	FR JCT BOX	FOG LTS
CB37	9	6A	561790	FR JCT BOX	HEAD & MULTI-FUNC. SW
CB38	9	10A	561792	FR JCT BOX	FR MARKER LTS
CB39	9	20A	561794	FR JCT BOX	CLEARANCE & IDENT. LTS
CB40	9	8A	561791	FR JCT BOX	FR CLEARANCE & IDENT. LTS
CB41	9	8A	561791	RR JCT BOX	RR CLEARANCE & IDENT. LTS
CB42	9	8A	561791	RR JCT BOX	RR MARKER,TAIL,LICENCE LTS
CB43	9	20A	561794	FR JCT BOX	HEADLAMP (HI)
CB44	9	15A	561793	FR JCT BOX	HEADLAMP (LO)
CB45	10	10A	561792	FR JCT BOX	MULTI-FUNC. SW (WIPER CTR)
CB46	10	20A	561794	FR JCT BOX	FLASHER & HAZARD UNIT
CB47	10	10A	561792	FR JCT BOX	CORNERING LTS
CB48	11	6A	561790	FR JCT BOX	STOP SW
CB49	11	15A	561793	RR JCT BOX	STOP & CYCLOP LTS
CB51	12	10A	561792	FR JCT BOX	UP WINDSH. WIPER & WASHER
CB52	13	15A	561793	RR JCT BOX	LUGGAGE LTS & DOOR AJAR LTS
CB53	13	6A	561790	RR JCT BOX	ENGINE COMPT. LTS
CB54	13	6A	561790	RR JCT BOX	FR SERVICE COMPT. LTS
CB57	14	8A	561791	FR JCT BOX	DASH LTS RHEOSTAT
CB59	14	8A	561791	FR JCT BOX	DRIVER'S LTS
CB70	18	6A	561790	FR JCT BOX	A/C & HEAT SW
CB71	18	10A	561792	A/C JCT BOX	A/C LOGIC PANEL
CB72	18	6A	561790	A/C JCT BOX	A/C COMPRESSOR CLUTCH
CB73	18	15A	561793	A/C JCT BOX	WATER PUMP
CB77	19	40A	560703	A/C JCT BOX	CONDENSER FAN MOTOR RH
CB78	19	40A	560703	A/C JCT BOX	CONDENSER FAN MOTOR LH
CB79	19	10A	561792	FR JCT BOX	DRIVER'S HTR FAN
CB80	20	8A	561791	FR JCT BOX	MIRROR-ADJUST & HEATED SW
CB81	23	15A	561793	FR JCT BOX	DRIVER'S WINDOW-LIFT & LIGHTER

CIRCUIT BREAKER CODE (CB) Page F : 1

NO.	PAGE	AMPERE	#PREVOST	LOCATION	FUNCTION
CB83	17	6A	561790	FR JCT BOX	WATER HEATER TIMER
CB84	23	3A	561792	FR JCT BOX	SUN VISOR
CB85	14	6A	561790	FR JCT BOX	ENTRANCE DOOR-STEP LTS
CB87	24	3A	561797	RR JCT BOX	BACK-UP MONITOR DOOR SOLENOID
CB91	16	6A	561790	FR JCT BOX	DRV SEAT HEATER & DIGITAL THERMOMETER
CB95	24	6A	561790	RR JCT BOX	BACK-UP MONITOR CAMERA HEATER
CB105	26	6A	561790	FR JCT BOX	E.C.U. ABS
CB106	26	10A	561792	FR JCT BOX	E.C.U. ABS
CB107	26	10A	561792	FR JCT BOX	E.C.U. ABS
CB108	24	6A	561790	RR JCT BOX	BACK-UP MONITOR CAMERA
CB113	11	10A	561792	RR JCT BOX	DOCKING LTS
CB114	16	6A	561790	FR JCT BOX	CO-PILOT SEAT HEATER
CB115	15	8A	561791	FR JCT BOX	KEYLESS ENTRY SYSTEM-MODULE
CB118	15	20A	561794	RR JCT BOX	KEYLESS ENTRY SYSTEM-LUGGAGE DOOR LOCK
CB119	15	3A	561797	RR JCT BOX	KEYLESS ENTRY SYS-LUG DOOR UNLOCK WARNING
CB120	15	20A	561794	RR JCT BOX	KEYLESS ENTRY SYSTEM-LUGGAGE DOOR LOCK
CB121	16	20A	561794	FR JCT BOX	HEATING WINDSHEILD LH
CB122	16	20A	561794	FR JCT BOX	HEATING WINDSHEILD RH
CB123	16	25A	561795	FR JCT BOX	DRIVER'S SEAT ELECTRICAL ADJUSTMENT
CB124	8	6A	561790	RR JCT BOX	RADIATOR FAN CLUTCH

LAZER FORMAT "A" ECHELLE 3.2:1

CONNECTORS CODE (C) Page G:1

No.	LOCATION	#NB TYPE	*PIN CAVITY	*SOCKET HOUSING	HOUSING
C1	FR JCT BOX COMPARTMENT	AMP CPC	37	561644	561646
C2	FR JCT BOX COMPARTMENT	AMP CPC	24	561641	561643
C3	FR JCT BOX COMPARTMENT	AMP CPC	37	561714	561713
C4	FR JCT BOX COMPARTMENT	AMP CPC	16	561693	561695
C5	FR SERVICE COMPT.-UNDERNEATH	SPP CPC	37	561644	561646
C6	FR SERVICE COMPT.-UNDERNEATH	AMP CPC	24	561641	561643
C7	FR JCT BOX COMPT.-UNDERNEATH	AMP MNL	15	561987	561986
C8	FR SERVICE COMPT.-UNDERNEATH	AMP CPC	37	561714	561713
C9	ALARM JCT BOX	AMP CPC	16	560693	561695
C10	ALARM JCT BOX	AMP CPC	37	561644	561646
C11	FR SERVICE COMPARTMENT	AMP CPC	24	561642	561643
C12	FR SERVICE COMPARTMENT	AMP CPC	16	561691	561640
C13	FR SERVICE COMPT.	AMP MNL	6	561552	561515
C15	RR JCT BOX	AMP CPC	24	561641	561643
C16	LH CONSOLE SW-CRUISE ON OFF	SWF	8	------	561107
C17	LH CONSOLE SW-CRUISE RESUME	SWF	8	------	561107
C18	LH CONSOLE SW-CRUISE SET	SWF	8	------	561107
C20	RR JCT BOX	AMP CPC	37	561644	561646
C21	RR JCT BOX	AMP CPC	24	561641	561643
C32	DDEC ENGINE-ECM	PED	30	------	561600
C45	ALARM JCT BOX COMPARTMENT	AMP CPC	24	561642	561643
C47	FR SERVICE COMPARTMENT	AMP CPC	16	561694	561695
C49	BATTERIE COMPT.-LT	AMP MNL	2	561248	561247
C52	RR JCT BOX	AMP CPC	22	561709	561710
C53	RR JCT BOX	AMP CPC	14	561585	561584
C55	UNDER DASH-RH SW PANEL	AMP CPC	9	561636	561637
C56	UNDER DASH-RH CONSOLE	AMP CPC	24	561642	561643
C57	UNDER DASH-RH ACCESSORIES	AMP CPC	22	561989	561710
C58	EVAPORATOR COMPARTMENT	AMP CPC	14	561585	561583
C59	EVAPORATOR COMPARTMENT	AMP CPC	16	561639	561640
C60	RR JCT BOX COMPT.-LT	AMP MNL	2	561248	561247
C61	LUGGAGE COMPARTMENT LTS	AMP MNL	2	561248	561247
C62	LUGGAGE COMPARTMENT LTS	AMP MNL	2	561248	561247
C63	LUGGAGE COMPARTMENT LTS	AMP MNL	2	561248	561247
C64	LUGGAGE COMPARTMENT LTS	AMP MNL	2	561248	561247
C65	LUGGAGE COMPARTMENT LTS	AMP MNL	2	561248	561247
C66	LUGGAGE COMPARTMENT LTS	AMP MNL	2	561248	561247
C67	LUGGAGE COMPARTMENT LTS	AMP MNL	2	561248	561247
C68	LUGGAGE COMPARTMENT LTS	AMP MNL	2	561248	561247
C69	RR AXLE ACC-INSIDE PVC END	PED WP	6	561568	561578
C71	UNDER INSTRUMENT PANEL-LH	AMP CPC	37	561645	561646
C72	UNDER INSTRUMENT PANEL-CENT.	AMP CPC	37	561645	561646
C73	UNDER INSTRUMENT PANEL-CENT.	AMP CPC	16	561639	561640
C74	UNDER INSTRUMENT PANEL-RH	AMP CPC	24	561642	561643

CONNECTORS CODE (C) Page G:1

No.	LOCATION	#NB TYPE	*PIN CAVITY	*SOCKET HOUSING	HOUSING
C76	LUGGAGE COMPT.-AIR RET.SENS.	AMP MNL	2	561248	561247
C77	LUGGAGE COMPT.-AIR RET.SENS.	AMP MNL	2	561248	561247
C78	LUGGAGE COMPT.-RR JCT BOX	AMP CPC	22	561709	561710
C79	FR SERVICE COMPT.-UNDERNEATH	AMP CPC	37	561644	561646
C80	LUGGAGE COMPT.-AIR RE.SENS.	AMP MNL	2	561248	561247
C81	LUGGAGE COMPT.-DOOR LOCK	AMP MNL	4	561551	561668
C82	LUGGAGE COMPT.-DOOR LOCK	AMP MNL	4	561551	561668
C83	LUGGAGE COMPT.-DOOR LOCK	AMP MNL	4	561551	561668
C84	LUGGAGE COMPT.-DOOR LOCK	AMP MNL	4	561551	561668
C85	LUGGAGE COMPT.-DOOR LOCK	AMP MNL	4	561551	561668
C86	LUGGAGE COMPT.-DOOR LOCK	AMP MNL	4	561551	561668
C87	RR END ROOF	AMP CPC	9	561636	561637
C88	RR END ROOF-CLEARANCE LTS	AMP MNL	2	560900	560898
C89	RR END ROOF-B/U MONITOR	AMP CPC	4	561582	561581
C90	RR JCT BOX	AMP CPC	15	561987	561986
C91	RR JCT BOX	AMP CPC	37	561714	561713
C92	FR JCT BOX COMPT-ANTI SKID	AMP CPC	9	561636	561637
C93	FR JCT BOX COMPT-ANTI SKID	WABCO	35	------	641094
C96	FR AXLE ACCESSORIES	AMP CPC	14	561585	561585
C149	CONDENSER CPT-FAN MOTOR	ORDNANCE	3	562555	562001
C152	CONDENSER CPT-FUEL GAUGE	PED WP	4	561610	561611
C153	EVAPORATOR CPT-AIR AMB.SENS	AMP MNL	2	561248	561247
C154	EVAPORATOR CPT-FRESH AIR SENS	ITT SS	2	561813	561812
C155	EVAPORATOR CPT-WATER VALVE	PED WP	4	561566	561690
C157	EVAPORATOR CPT-WATER PUMP	PED WP	2	561566	561690
C158	CONDENSER CPT-A/C LO TEMP.	PED WP	2	561566	561690
C159	CONDENSER CPT-A/C HI TEMP.	PED WP	2	561566	561690
C160	FR AXLE-ABS RH SENSOR	WABCO	2	641132	------
C161	FR AXLE-ABS RH VALVE	WABCO	3	------	641098
C162	FR AXLE-ABS LH VALVE	WABCO	3	------	641098
C163	FR AXLE-ABS LH SENSOR	WABCO	2	641132	------
C164	RR AXLE-ABS RH SENSOR	DEUTSCH	2	562486	562485
C165	RR AXLE-ABS LH VALVE	WABCO	3	------	641098
C166	RR AXLE-ABS RH VALVE	WABCO	3	------	641098
C167	RR AXLE-ABS RH SENSOR	DEUTSCH	2	562486	562485
C168	RR AXLE-ABS OPT-ATC	PED WP	4	561610	561611
C169	RR JCT BOX-SPEED SW	AMP MOP	15	------	562012
C170	FR JCT BOX-FLASHER UNIT	TC	2	------	561948
C171	ALARM JCT BOX-LH CONSOLE	AMP CPC	37	561645	561646
C172	FR. SERVICE CPT.-LEVEL LOW	AMP CPC	9	561635	561637
C174	UNDER DASH RH-HTR MODULE	AMP MNL	9	561670	561669
C175	UNDER DASH RH-HTR MODULE	AMP MNL	9	561670	561669
C176	UNDER DASH RH-WIPER PULSE	AMP FF	6	------	561186
C177	UNDER DASH RH-WIPER MOTOR	AMP FF	6	------	561186
C178	UNDER DASH RH-LH FAN	TC	2	561030	560997
C179	UNDER DASH RH-RH FAN	TC	2	561030	560997
C180	RR JCT BOX-DIODE CONNECTOR	AMP MNL	15	561987	561986
C181	RR JCT BOX-DIODE CONNECTOR	AMP MNL	15	561987	561986
C182	RR JCT BOX COMPT.-WT VIM	AMP CPC	16	561639	561640
C185	RR JCT BOX COMPT.-WT VIM	PED	30	------	561600
C186	RR JCT BOX-SPEED SIGNAL	PED WP	2	561566	561690
C187	RR JCT BOX-RPM RESISTOR CON.	AMP MNL	6	561552	561515

CONNECTORS CODE (C) Page G:2

No.	LOCATION	#NB TYPE	*PIN CAVITY	*SOCKET HOUSING	HOUSING
C189	ENGINE CPT-RR DOOR B/U LT	PED WP	2	561566	561690
C190	ENGINE CPT-RR DOOR TAIL LT	PED WP	2	561566	561690
C191	ENGINE CPT-RR DOOR RH STOP LT	PED WP	2	561566	561690
C192	ENGINE CPT-RR DOOR RH DIR. LT	PED WP	2	561566	561690
C194	ENGINE CPT-RR DOOR-DIR. LT	PED WP	2	561566	561690
C195	ENGINE CPT-RR DOOR LH STOP LT	PED WP	2	561566	561690
C196	ENGINE CPT-RR DOOR CYCLOP LT	PED WP	2	561566	561690
C197	ENGINE CPT-A/C COMPRESSOR	PED WP	4	561889	561890
C198	ENGINE CPT-A/C COMPRESSOR	PED WP	4	561889	561890
C199	ENGINE CPT-RR DOOR LICENCE LT	DDM AUTO	2	*03210	------
C211	FR ROOF-STORE LH	AMP MNL	2	560900	560898
C212	FR ROOF-STORE RH	AMP MNL	2	560900	560898
C217	FR ROOF-CLEARANCE LT	AMP MNL	2	560900	560898
C213	FR ROOF-CLEARANCE LT	AMP MNL	2	560900	560898
C237	UNDER DASH LH-JACOB CLUTCH SW	ITT SS	3	561111	561080
C238	A/C JCT BOX-DIODE CONNECTOR	AMP MNL	9	561670	561669
C240	LGGLCPT.-CO-PILOT SEAT HEAT.	AMP MNL	2	560900	560898
C241	FR SERVICE CPT-FOG RESISTOR	AMP CPC	3	561847	561842
C242	FR SERVICE CPT-MARK & DIR LT	ITT SS	3	561111	561080
C243	FR SERVICE CPT-HEADLAMPS	TC	3	------	561071
C244	FR SERVICE CPT-LH FOG LAMP	ITT SS	2	561813	561812
C245	FR SERVICE CPT-RH FOG LAMP	ITT SS	2	561813	561812
C321	LH CONSOLE-DRIV. SEAT HEAT SW	SWF	3	561111	561080
C247	UNDER SEAT-CO-PILL.SEAT HEAT	AMP MNL	2	560900	560898
C248	ALARM JCT BOX-WIPER PULSE GEN	AMP FF	2	------	561108
C250	ALARM JCT BOX-DASH LTS REGUL.	AMP MNL	6	561552	561515
C251	LH SW PANEL-FAST IDLE	SWF	8	------	561107
C252	LH SW PANEL-SWITCH LT	SWF	2	------	561837
C253	LH SW PANEL-ETHER	SWF	8	------	561107
C255	LH SW PANEL-JACOB	SWF	8	------	561107
C257	INSTRUMENT PANEL CENT-SPEEDO	AMP MNL	4	560851	560852
C258	LH SW PANEL-MULTI FUNC. SW	AMP FF	8	561188	------
C259	LH SW PANEL-MULTI FUNC. SW	AMP FF	6	------	561108
C262	UNDER DASH RH-KEYLESS MOD	PLL ENG	14	------	562066
C263	UNDER DASH RH-KEYLESS MOD	HOF PL.	14	------	562067
C264	UNDER DASH RH-KEYPAD	AMP CPC	9	561636	561637
C265	RH SW PANEL-DRIVER'S DOR SW.	SWF	8	------	561107
C266	RH SW PANEL-DRIVER'S LT SW.	SWF	2	------	561837
C267	UNDER DASH RH	AMP CPC	24	561642	561643
C268	UNDER DASH LH-MIRROR	AMP MNL	6	561552	561515
C269	UNDER DASH RH-MIRROR	AMP MNL	6	561552	561515
C270	LH MIRROR POST	MOLEX	6	562070	562069
C271	RH MIRROR POST	MOLEX	6	562070	562069
C272	LH MIRROR	SPARTAN	6	------	990158
C273	RH MIRROR	SPARTAN	6	------	990158
C276	UNDER DASH RH-3 WAY LTS	AMP MNL	6	561552	561515
C277	LH CONSOLE-DOCK & CORN SW.	SWF	8	------	561107

CONNECTORS CODE (C) Page G:3

No.	LOCATION	#NB TYPE	*PIN CAVITY	*SOCKET HOUSING	HOUSING
C278	LH CONSOLE-BACK-UP CANCEL SW.	SWF	8	------	561107
C280	UNDER DASH RH-3 WAY SW	SWF	8	------	561107
C281	LH CONSOLE-LEVEL LOW	SWF	8	560851	560852
C282	LH CONSOLE-MONITOR OPER.SW.	SWF	8	------	561107
C283	LH CONSOLE-LOW DOCKING SW.	SWF	8	------	561107
C285	ENTRANCE DOOR-SOL. DOOR	PED PO	2	------	562076
C286	RH SW PANEL-A/C & HEAT	SWF	8	------	561107
C287	ENGINE CMPT.-LTS SW	PED WP	2	561566	561690
C288	RH SW PANEL-FRESH AIR	SWF	8	------	561107
C289	RH SW PANEL-SWITCH LT	SWF	2	------	561837
C290	LUGGAGE COMPT.-DOOR LOCK	AMP MNL	4	561551	561668
C291	LUGGAGE COMPT.-DOOR LOCK	AMP MNL	4	561551	561668
C297	INSTRUMENT PANEL RH-LTS	AMP MNL	2	560900	560898
C301	INSTRUMENT PANEL CENT-TACHO	AMP MNL	4	560851	560852
C307	LH CONSOLE-DRIVER'S SEAT HEAT	AMP CPC	4	561686	561687
C308	LH CONSOLE SW-RHEOSTAT	AMP MNL	2	561248	561247
C309	DDEC ENGINE-ECM POWER COIL	PED HP	5	------	562345
C310	LH CONSOLE SW-LUG.DOOR LCK	SWF	8	------	561107
C315	LH CONSOLE SW-LH STORE	SWF	8	------	561107
C317	LH CONSOLE SW-RH STORE	SWF	8	------	561107
C318	LH CONSOLE SW-DRIV WINDOW LIFT	SWF	8	------	561107
C319	LH CONSOLE-DRIV. SEAT HEAT SW	SWF	4	------	561107
C320	LH CONSOLE SW-DRIVER'S LTS	SWF	8	------	561107
C321	LH CONSOLE-DRIV. SEAT HEAT SW	SWF	4	------	561107
C322	LH CONSOLE DRIV ARND LIFT MOT	PED PO	2	------	562048
C323	LH CONSOLE CRUISE CTR SW PAN.	AMP CPC	9	561636	561637
C324	ENGINE COMPT-RR START SW BOX	AMP CPC	9	561635	561637
C325	DASHBOARD TACHO SIGNAL	PED WP	3	561781	561708
C336	INSTRUMENT PANEL RH-DIF OIL T.	AMP MNL	3	561667	561550
C337	INSTR PANEL LH-UP WIPER SW	SWF	8	------	561107
C338	INSTR PANEL LH-UP DEFROST SW	SWF	8	------	561107
C339	INSTR PANEL LH-UP WASHER SW	SWF	8	------	561107
C340	AL.ARM JCT. BOX-COMPT.	AMP MNL	2	560900	560898
C341	INSTR PANEL LH-HEAT MIRROR SW	SWF	8	------	561107
C343	INSTR PANEL LH-HAZARD SW	SWF	8	------	561107
C344	INSTR PANEL LH-HAZARD LT SW	SWF	8	------	561107
C345	INSTR PANEL LH-FOG LT SW	SWF	8	------	561107
C346	INSTR PANEL LH-SWITCH LTS	SWF	2	------	561837
C347	INSTR PANEL LH-DASH LT SW	AMP MNL	2	560900	560898
C348	INSTR PANEL RH-CENT-RADIO	AMP MNL	4	561667	561550
C349	RH CONSOLE-RED LED HTR	AMP MNL	2	561248	561247
C350	RH CONSOLE-THERMOMETER	AMP MNL	3	561667	561550
C352	RH CONSOLE-DRIV TEMP SENSOR	BURNDY	4	------	561104
C353	INSTR PANEL RH-DRV FAN RHEOST	AMP MNL	6	561552	561515
C354	INSTR PANEL RH-DRV TEMP CTR	AMP MNL	6	561552	561515
C355	INSTR PANEL RH-FR TEMP CTR	AMP MNL	3	561667	561550
C357	INSTR PANEL RH-WATER TEMP GA	AMP MNL	3	561667	561550
C358	INSTR PANEL RH-FUEL LEVEL GA	AMP MNL	3	561667	561550
C359	INSTR PANEL CENT-TAC & SPD LT	AMP MNL	2	560900	560898
C360	INSTR PANEL RH-B/U MONITOR	AMP MNL	2	561248	561247

CONNECTORS CODE (C) Page G:3

No.	LOCATION	#NB TYPE	*PIN CAVITY	*SOCKET HOUSING	HOUSING
C361	FR ROOF-WIPER MOTOR	AMP FF	6	------	561186
C366	RH CONSOLE-GRN LED	AMP MNL	2	561248	561247
C367	ENGINE COMPT-DIF OIL T SENSOR	PED HP	2	561566	561690
C372	FR ROOF-DEST. SIGN SPEED SW	MOLEX	4	561477	561476
C374	ALARM JCT BOX COMPT-MASTER SW	AMP MNL	6	561552	561515
C375	ALARM JCT BOX COMPT-LH CONSOL	AMP MNL	6	561552	561515
C376	ALARM JCT BOX COMPT-LH CONS.	AMP CPC	37	561714	562005
C378	LUGGAGE COMPT.-WINDOW AJAR	MOLEX	4	561477	561476
C379	WINDOW AWNING-WINDOW AJAR	MOLEX	4	561477	561476
C377	LH SW PANEL-STOP ENGL.DIVERIDE	SWF	8	------	561107
C380	LH CONSOLE-DOR CONNECTOR	DEUTSCH	6	562368	------
C397	ENGINE COMPT. CRADLE ACC.	DEUTSCH	40	562281	562284
C400	ENGINE COMPT. BLOCK HEATER	PED HP	3	561781	561782
C402	RR DRIVE AXLE-AIR DRYER	PED HP	2	------	562251
C406	FR JCT BOX COMPT.-ANTI-SKID	AMP MNL	2	560900	560898
C407	ENGINE COMPT.-SIGNAL	PED WP	6	561686	561687
C408	ENGINE COMPT.-SIGNAL	PED WP	6	561686	561687
C409	ENGINE CPT.-LOW COOL.LEVEL	PED HP	2	------	562358
C410	FR JCT BOX-DIODE CONNECTOR	AMP MNL	15	561987	561986
C411	FR JCT BOX-DIODE CONNECTOR	AMP MNL	15	561987	561986
C412	LH SW PANEL-MASTER SWITCH	SWF	8	------	561107
C413	ENG CPT-A/C HI UNLOAD PRS SW.	PED WP	2	561566	561690
C414	RR JCT BOX	AMP MNL	9	561670	561669
C415	ENGINE CRADLE-FAN SIGNAL	PED WP	3	561781	561782
C416	ENGINE CRADLE-FAN SIGNAL	PED P.C.	3	562237	------
C417	FRONT JCT BOX-DIODES	AMP MNL	15	561987	561986
C418	INSTR. PANEL LH-HTR WINDSH.SW	SWF	8	------	561107
C419	FR JCT BOX-RETARDER OR JACOB	AMP MNL	3	561667	561550
C420	ENGINE COMPT.-WATER HEATER	TC	2	------	561597
C421	ENGINE COMPT.-WATER HEATER	TC	1	------	561873
C422	ENGINE COMPT.-WATER HEATER	TC	2	------	561597
C424	UNDER INSTRUMENT PANEL CENTER	AMP MNL	3	561667	561550
C425	ALARM JCT BOX-DIODES	AMP MNL	15	561987	561986
C426	ENGINE COMPT. CLUTCH CTR FAN	PED HP	3	561781	561782
C429	ALARM JCT BOX COMPT.	AMP MNL	3	562237	------
C430	LH CONSOLE-WATER HTR TIMER	AMP FF	8	561188	562363
C431	LH CONSOLE-WATER HTR TIMER	AMP TAB	1	------	501539
C432	ENG.CPT.-PROV.SW.DOOR AJAR	DEUTSCH	4	562479	562477
C483	UNDER DRIV. SEAT-ELECT.SEAT	PED PO	2	562237	------
C500	ALARM JCT BOX CPT-PRODRIVER	MOLEX	6	562070	562069
C501	LH CONSOLE-PRODRIVER MODULE	PED HP	7	562433	------
C502	LH CONSOLE-WATER HTR SW	SWF	8	------	561107
C503	LH CONSOLE-WATER HTR	SWF	2	------	561837
C504	LH CONSOLE WEBASTO TIMER	AMP FF	8	561188	562363
C505	LH CONSOLE ESPAR TIMER	AMP	3	------	562334
C506	LH CONSOLE-LEVEL LOW SW.	SWF	8	------	561107

LAZER FORMAT "A" SCALE 3.2:1

CONNECTORS CODE ID) Page G-1

No.	LOCATION	#ND TYPE	*PIN CAVITY	*SOCKET HOUSING	HOUSING
C1	FR JCT BOX COMPARTMENT	AMP CPC	37	560644	560646
C2	FR JCT BOX COMPARTMENT	AMP CPC	24	560641	560643
C3	FR JCT BOX COMPARTMENT	AMP CPC	37	560734	560713
C4	FR JCT BOX COMPARTMENT	AMP CPC	16	560693	560695
C5	FR SERVICE COMPT.-UNDERNEATH	AMP CPC	37	560644	560646
C6	FR SERVICE COMPT.-UNDERNEATH	AMP CPC	24	560641	560643
C7	FR JCT BOX COMPT.-UNDERNEATH	AMP CPC	24	561561	561566
C8	FR SERVICE COMPT.-UNDERNEATH	AMP CPC	37	560734	560713
C9	AL-ARM JCT BOX	AMP CPC	24	560641	560643
C10	AL-ARM JCT BOX	AMP CPC	37	560644	560646
C11	FR SERVICE COMPARTMENT	AMP CPC	24	560642	560643
C12	FR SERVICE COMPARTMENT	AMP CPC	16	560629	560630
C13	FR SERVICE COMPT.	AMP HNL	6	560920	560915
C15	RR JCT BOX	AMP CPC	24	560641	560643
C16	LH CONSOLE SW-CRUISE ON OFF	SWF	8	-------	561087
C17	LH CONSOLE SW-CRUISE RESUME	SWF	8	-------	561087
C18	LH CONSOLE SW-CRUISE SET	SWF	8	-------	561087
C19	FR JCT BOX-CONDUCTOR	AMP CPC	24	560641	560643
C21	RR JCT BOX	AMP CPC	24	560641	560643
C32	DDEC ENGINE-ECM	PED	38	-------	560680
C45	AL-ARM JCT BOX COMPARTMENT	AMP CPC	24	560642	560643
C47	FR SERVICE COMPARTMENT	AMP CPC	16	560694	560695
C49	BATTERIE COMPT.-L.T	AMP HNL	2	560248	560247
C52	RR JCT BOX	AMP CPC	22	561789	561718
C53	RR JCT BOX	AMP CPC	14	561585	561584
C55	UNDER DASH-SW PANEL	AMP CPC	9	560636	561837
C56	UNDER DASH-SW PANEL	AMP CPC	9	560636	561837
C57	UNDER DASH-SW-ACCESSORIES	AMP CPC	22	561789	561718
C58	EVAPORATOR COMPARTMENT	AMP CPC	14	561585	561583
C59	EVAPORATOR COMPARTMENT	AMP CPC	16	560629	560648
C60	RR JCT BOX COMPT.-LT	AMP HNL	2	560248	560247
C61	LUGGAGE COMPARTMENT L.T.S	AMP HNL	2	560248	560247
C62	LUGGAGE COMPARTMENT L.T.S	AMP HNL	2	560248	560247
C63	LUGGAGE COMPARTMENT L.T.S	AMP HNL	2	560248	560247
C64	LUGGAGE COMPARTMENT L.T.S	AMP HNL	2	560248	560247
C65	LUGGAGE COMPARTMENT L.T.S	AMP HNL	2	560248	560247
C66	LUGGAGE COMPARTMENT L.T.S	AMP HNL	2	560248	560247
C67	LUGGAGE COMPARTMENT L.T.S	AMP HNL	2	560248	560247
C68	LUGGAGE COMPARTMENT L.T.S	AMP HNL	2	560248	560247
C69	RR-AXLE ACC-INSIDE PVC END	PED WP	6	561568	561578
C70	AL-ARM JCT BOX COMPARTMENT	AMP CPC	24	560642	560643
C71	UNDER INSTRUMENT PANEL-LH	AMP CPC	37	560645	560646
C72	UNDER INSTRUMENT PANEL-CENT.	AMP CPC	37	560645	560646
C73	UNDER INSTRUMENT PANEL-CENT.	AMP CPC	16	560629	560648
C74	UNDER INSTRUMENT PANEL-RH	AMP CPC	24	560642	560643

CONNECTORS CODE ID) Page G-1

No.	LOCATION	#ND TYPE	*PIN CAVITY	*SOCKET HOUSING	HOUSING
C76	LUGGAGE COMPT.-AIR RECEIVER	AMP HNL	2	560248	560247
C77	LUGGAGE COMPT.-AIR RECEIVER	AMP HNL	2	560248	560247
C78	FR JCT BOX COMPARTMENT	AMP CPC	22	561789	561718
C80	LUGGAGE COMPT.-UNDERNEATH	AMP CPC	37	560644	560646
C81	LUGGAGE COMPT.-DOOR LOCK	AMP HNL	4	561551	561668
C82	LUGGAGE COMPT.-DOOR LOCK	AMP HNL	4	561551	561668
C83	LUGGAGE COMPT.-DOOR LOCK	AMP HNL	4	561551	561668
C84	LUGGAGE COMPT.-DOOR LOCK	AMP HNL	4	561551	561668
C85	LUGGAGE COMPT.-DOOR LOCK	AMP HNL	4	561551	561668
C86	LUGGAGE COMPT.-DOOR LOCK	AMP HNL	4	561551	561668
C87	RR END ROOF	AMP CPC	9	560636	561837
C88	RR END ROOF-CLEARANCE LTS	AMP HNL	2	560900	560898
C89	RR END ROOF-B/U HORN/TONE	AMP CPC	4	560582	561581
C90	RR JCT BOX	AMP CPC	15	561987	561986
C91	RR JCT BOX	AMP CPC	9	560636	561837
C92	FR JCT BOX COMPT.-WATI SK32	AMP CPC	9	561635	561637
C93	FR JCT BOX COMPT.-WATI SK32	AMP CPC	9	561635	561637
C95	FR AXLE ACCESSORIES	AMP CPC	24	560585	560585
C97	RR AXLE ACC-INSIDE PVC END	PED WP	6	561568	561578
C98	FR SERVICE COMPT.-ELC.F.SPEDAL	PED WP	3	561780	561781
C99	FR SERVICE COMPT.-LTS	AMP HNL	2	560248	560247
C100	FR SERVICE COMPT.-CONNECTS.LT	PED WP	2	561566	561690
C101	FR SERVICE COMPT.-ELEC.-HORNS	PED WP	2	561566	561690
C102	FR SERV & SIDE CPT.-FLUSH.LH	ITT SS	2	561813	561812
C103	FR SERV & SIDE CPT.-HARNESS	ITT SS	2	561813	561812
C104	FR SERV & SIDE CPT.-HARNESS	ITT SS	2	561813	561812
C105	FR SERVICE COMPT.-L.D.S.ALM	PED WP	2	561566	561690
C106	FR SERVICE COMPT.-WATER VALVE	PED WP	2	561566	561690
C107	EVAPORATOR COMPT.-DAMPER	PED WP	2	561566	561690
C111	EVAPORATOR COMPT.-DAMPER	ITT SS	2	561813	561812
C112	BATT.& RR JCB.PT.HARNESS	ITT SS	2	561813	561812
C115	ENGINE COMPT.-AIR DRYER	PED WP	2	561566	561690
C116	ENGINE COMPT.-LTS	PED WP	3	561780	561781
C119	ENGINE CPT-RR DOOR-RH.D.LAMP	PED WP	6	561600	561607
C120	ENGINE CPT-RR DOOR-RH.D.LAMP	PED WP	6	561600	561607
C121	BATTERIE CPT.-DOOR DR.LT.RH	ITT SS	2	561813	561812
C122	ENGINE CPT-CAMERA-DOOR VALVE	PED WP	2	561566	561690
C123	ENGINE CPT-ETHER SW	PED WP	2	561566	561690
C124	RR JL-BOX CPT-DOOR DIR LT LH	ITT SS	2	561813	561812

CONNECTORS CODE ID) Page G-2

No.	LOCATION	#ND TYPE	*PIN CAVITY	*SOCKET HOUSING	HOUSING
C125	ENGINE CPT-RH U-ALARM	PED WP	2	561566	561690
C127	ENGINE CPT-FUEL FILTER	PED WP	2	561566	561690
C129	ENGINE CPT-A/C COMPR.CLUTCH	ITT SS	2	561813	561812
C129	ENGINE CPT-FREI-HEAT WATER	AMP FTE	6	561672	561686
C130	ENGINE CPT-DOOR	ITT SS	2	561813	561812
C131	ENGINE CPT-UALDOOR	ITT SS	2	561813	561812
C132	ENGINE CPT-A/C-LO.PRESS SW	PED WP	2	561566	561690
C133	ENGINE CPT-A/C-HI PRESS SW	PED WP	2	561566	561690
C134	ENGINE CPT-RR DOOR-DOOR CYL	AMP HNL	15	561987	561986
C135	FR JCT BOX-LUGGAGE DOOR CYL	AMP HNL	15	561987	561986
C136	A/C JCT BOX-PRIORI.	WEAH	37	561741	561744
C137	A/C JCT BOX	DEUTSCH	14	562281	562294
C137	A/C JCT BOX-TRANSMITTER	AMP HNL	2	560900	560898
C138	A/C JCT BOX-CONTROL MODULE	AMP HDP	15	-------	562002
C139	A/C JCT BOX-LOGIC MODULE	AMP HDP	15	562001	-------
C230	A/C JCT BOX-CONNECTOR	AMP HNL	9	560636	561837
C146	ENGINE CPT-MODULATOR VALVE	AMPHNDL	2	-------	560412
C147	ENGINE CPT-RR DOOR-DOOR CYL	AMP HNL	15	561987	561986
C148	FR JCT BOX-COMPT.-LTS	AMP CPC	14	561585	561583
C149	CONDENSER CPT-FAN MOTOR	ORDNANCE	3	562555	562600
C152	CONDENSER CPT-ELC.F.SPEDAL	PED WP	2	561566	561690
C153	EVAPORATOR CPT-AIR AMB.SENS	AMP HNL	2	560248	560247
C154	EVAPORATOR CPT-FRESH-AIR SENS	ITT SS	2	561813	561812
C155	EVAPORATOR CPT-WATER VALVE	PED WP	4	561610	561611
C157	EVAPORATOR CPT-WATER VALVE	PED WP	2	561566	561690
C158	CONDENSER CPT-HI-C.L.D.TEMP.	PED WP	2	561566	561690
C159	CONDENSER CPT-LO-C.L.D.TEMP.	PED WP	2	561566	561690
C160	FR AXLE-ABS-WATCH-L	SWF	8	-------	561087
C161	FR AXLE-ABS-RH VALVE	MABCO	3	-------	610198
C162	FR AXLE-ABS-LH VALVE	MABCO	3	-------	610198
C163	FR AXLE-ABS-LH SENSOR	MABCO	2	641132	-------
C164	FR AXLE-ABS-LH SENSOR	DEUTSCH	2	562485	562485
C165	FR AXLE-ABS-LH VALVE	MABCO	3	-------	610198
C166	FR AXLE-ABS-RH VALVE	MABCO	3	-------	610198
C167	FR AXLE-ABS-RH SENSOR	DEUTSCH	2	562486	562485
C168	FR AXLE-ABS-RH SENSOR	MABCO	2	641132	-------
C169	RR JCT BOX-SPEED SW	AMP	9	560636	561837
C170	FR JCT BOX-FL-FLASHER UNIT	TE	2	-------	561968
C171	ALARM JCT BOX-DOOR CYL	AMP CPC	24	560642	560643
C172	FR SERVICE CPT.-LEVEL LOW	AMP CPC	9	560635	561637
C174	UNDER DASH-RH-TTR HOLDLE	AMP HNL	9	561672	561669
C175	UNDER DASH-RH-TTR HOLDLE	AMP HNL	9	561672	561669
C176	UNDER DASH-RH-WIPER PULSE	AMP FTE	6	-------	561686
C177	UNDER DASH-RH WIPER MOTOR	AMP FTE	6	-------	561686
C178	UNDER DASH-RH-FAN	SPARTAN	6	-------	990058
C179	UNDER DASH-RH-FAN	SPARTAN	6	-------	990058
C180	RR JCT BOX-DIODE CONNECTOR	AMP HNL	15	561987	561986
C181	RR JCT BOX-DIODE CONNECTOR	AMP HNL	15	561987	561986
C182	RR JCT BOX-COMPT.-WT VLH	AMP CPC	16	560629	560648
C183	RR JCT BOX-COMPT.-WT VLH	PED	38	-------	560680
C186	RR JCT BOX-SPEED SIGNAL	PED WP	2	561566	561690
C187	RR JCT BOX-RPM REGISTOR CAN	AMP HNL	6	561552	561555

CONNECTORS CODE ID) Page G-2

No.	LOCATION	#ND TYPE	*PIN CAVITY	*SOCKET HOUSING	HOUSING
C189	ENGINE CPT-RR DOOR-B/U.LT.	PED WP	2	561566	561690
C190	ENGINE CPT-RR DOOR-TAIL LT	PED WP	2	561566	561690
C191	ENGINE CPT-RR DOOR-RH STOP L	PED WP	2	561566	561690
C194	ENGINE CPT-RR DOOR-RH DIR.L	PED WP	2	561566	561690
C195	ENGINE CPT-RR DOOR LH STOP L	PED WP	2	561566	561690
C196	ENGINE CPT-RR DOOR-DIR.LP L	PED WP	2	561566	561690
C197	ENGINE CPT-A/C COMPRESSOR	PED WP	4	561610	561610
C198	ENGINE CPT-RR DOOR-DOOR CYL	AMP HNL	15	561987	561986
C199	ENGINE CPT-RR DOOR LOCKING	AMP HNL	15	561987	561986
C201	FR ROOF-STORE LH	AMP HNL	2	560900	560898
C202	FR ROOF-STORE RH	AMP HNL	2	560900	560898
C203	FR ROOF-CLEARANCE LT	AMP HNL	2	560900	560898
C203	FR ROOF-CLEARANCE LT	AMP HNL	2	560900	560898
C207	UNDER DASH-LH-JACOB CLUTCH	SW ITT SS	3	561111	561808
C208	A/C JCT BOX-CONNECTOR	AMP HNL	9	560636	561837
C240	LUGGCPT.-CD-PILOT SEAT HEAT	AMP HNL	2	560900	560898
C241	LUGGCPT.-CD-PILOT SEAT HEAT	AMP HNL	2	560900	560898
C242	FR SERVICE CPT-HARN & DR.L.T	ITT SS	3	561111	561808
C243	FR SERVICE CPT-HEADLAMPS	TE	3	-------	561071
C244	FR SERVICE CPT-LH FOG LAMP	ITT SS	2	561813	561812
C245	FR SERVICE CPT-RH FOG LAMP	ITT SS	2	561813	561812
C246	FR SERVICE CPT-HARN & DR.L.T	ITT SS	3	561111	561808
C247	UNDER SEAT-CD-PIL.-SEAT HEAT	AMP HNL	2	560900	560898
C248	ALARM JCT BOX-DOOR CYL	AMP HNL	15	-------	561938
C358	CONDENSER CPT-HI-C.L.D.TEMP.	PED WP	6	561552	561515
C250	UNDER DASH-LH-TTR HOLDLE	AMP HNL	9	561672	561669
C252	LH SW PANEL-SWITCH L	SWF	8	-------	561087
C253	LH SW PANEL-ETHER	SWF	8	-------	561087
C255	LH SW PANEL-UNDER	SWF	8	-------	561087
C257	INSTRUMENT PANEL CENT-SPEEDO	AMP HNL	4	560851	560852
C258	LH SW PANEL-HULT FUNC.SW	SWF	8	-------	561087
C259	LH SW PANEL-HULT FUNC.SW	AMP FTE	6	-------	561188
C260	UNDER DASH-RH-KEYLESS HOO	HDP PL	14	-------	562066
C263	UNDER DASH-RH-KEYLESS HOO	HDP PL	14	-------	562067
C264	UNDER DASH-RH-TTR HOLDLE	AMP HNL	9	561672	561669
C265	RH SW PANEL-DRIVER'S DOOR SW	SWF	8	-------	561087
C266	RH SW PANEL-DRIVER'S LT SW	SWF	8	-------	561087
C267	UNDER DASH-RH	AMP CPC	24	560642	560643
C268	UNDER DASH-LH-MIRROR	AMP HNL	6	561552	561515
C269	UNDER DASH-RH-MIRROR	AMP HNL	6	561552	561515
C270	LH MIRROR POST	HOLEX	6	562070	562069
C271	RH MIRROR POST	HOLEX	6	562070	562069
C272	LH MIRROR	SPARTAN	6	-------	990058
C273	RH MIRROR	SPARTAN	6	-------	990058
C274	UNDER DASH-RH-3 WAY LTS	AMP HNL	6	561552	561515
C277	UNDERDASH-DDC & CDRN SW.	PED WP	8	-------	561087

CONNECTORS CODE ID) Page G-3

No.	LOCATION	#ND TYPE	*PIN CAVITY	*SOCKET HOUSING	HOUSING
C278	LH CONSOLE-BACK-UP CANCEL SW.	SWF	8	-------	561087
C280	UNDER DASH-RH-3 WAY SW	SWF	8	-------	561087
C281	LH CONSOLE-LEVEL LOW	SWF	8	560851	560825
C279	ENGINE CPT-RH DOOR-RH STOP L	PED WP	2	561566	561690
C283	LH CONSOLE-LOW DOCKING SW.	SWF	8	561562	561559
C284	ENGINE CPT-RH DOOR	PED WP	2	561566	561690
C285	ENGINE CPT-RH DOOR LH STOP L	PED WP	2	561566	561690
C286	RH SW PANEL-A/C & HEAT	SWF	8	-------	561087
C287	LH SW PANEL-FRESH-SW	SWF	8	561562	561559
C288	RH SW PANEL-FRESH-SW	SWF	8	-------	561087
C289	LH SW PANEL-ALL-LIGHTS	SWF	8	561562	561559
C290	LUGGAGE COMPT.-CRNDLE-REC.	RECEPTACLE	40	562220	562284
C291	LUGGAGE COMPT.-DOOR LOCK	AMP HNL	4	561551	561668
C292	RR DRIVE AXLE-WIPER DRIVER	PED WP	2	561566	561690
C294	FR JCT BOX COMPT.-WATI SK32	AMP HNL	9	560851	560852
C297	LH CONSOLE-DRIVER'S SEAT	AMP CPC	15	561987	561986
C300	LH CONSOLE SW-RHEOSTAT	AMP HNL	2	561248	561247 PRION T1324
C301	LH CONSOLE SW-DIM COL.LEVEL	PED WP	2	560830	560829
C303	FR JCT BOX-DIODE CONNECTOR	AMP HNL	15	561987	561986
C304	LH CONSOLE SW-HI-LOW BEAM	SWF	8	561562	561559
C402	LH SW PANEL-MASTER SWITCH	SWF	8	-------	561087
C307	LH CONSOLE SW-PIN STORE	SWF	8	-------	561087
C308	LH CONSOLE SW-WINDOW LIFT SW	SWF	8	-------	561087
C309	LH CONSOLE-DRIVL SEAT HEAT SW	SWF	8	-------	561087
C310	LH CONSOLE SW-DRIVER'S LTS	SWF	8	-------	561087
C320	LH CONSOLE-DRIVL SEAT HEAT SW	SWF	8	-------	561087
C302	LH CONSOLE-PANEL LIFT TILT PED-PN	SWF	8	-------	561087
C303	LH CONSOLE CRUISE CTR SW PAN	AMP HNL	3	560667	561550
C401	LH CONSOLE-DRIVER'S SEAT	AMP CPC	15	561987	561986
C329	ENGINE COMPT.-WATER HEATER	PED WP	2	561566	561690
C336	INSTRUMENT PANEL-RH-DOF DSL T	AMP HNL	3	560667	561550
C337	INSTR PANEL-LH-UP KNEEL	SWF	8	-------	561087
C338	INSTR PANEL-LH-UP DEFROST SW	SWF	8	-------	561087
C339	INSTR PANEL-LH-UP WASHER SW	SWF	8	-------	561087
C340	ALARM JCT BOX-DIRT	AMP HNL	2	560900	560898
C341	INSTR PANEL-HEAT HORNTR SW	SWF	8	-------	561087
C343	INSTR PANEL-LH-HEADLAMP SW	SWF	8	-------	561087
C344	INSTR PANEL-LH-DIM-DIM SW	SWF	8	561562	561559
C345	INSTR PANEL-LH-FOG L.T. SW	SWF	8	-------	561087
C346	INSTR PANEL-LH-SWITCH L.TS	SWF	8	-------	561087
C347	INSTR PANEL-LH-DASH-LT SW	AMP HNL	2	560900	560898
C348	WORLD TRANSM.-RH-DIAGNOSTIC	DEUTSCH	3	560672	560256
C349	RH CONSOLE-RECLI.LED HTR	AMP HNL	2	561248	561247
C350	RH CONSOLE-THERMOMETER	AMP HNL	3	560667	561550
C352	RH CONSOLE-DRV TEMP.REGUL	BURNDY	2	561566	561690
C353	INSTR PANEL-RH-DRV FAN-RDST	AMP HNL	6	561552	561515
C354	INSTR PANEL-RH-FR TEMP SEN	AMP HNL	6	561552	561515
C355	INSTR PANEL-RH-FR TEMP SW	AMP HNL	3	560667	561550
C357	INSTR PANEL-RH-WATER TEMP GA	AMP HNL	3	560667	561550
C358	INSTR PANEL-RH-FUEL LEVEL GA	AMP HNL	3	560667	561550
C359	INSTR PANEL-DIST-TAC & SPD.LT	AMP HNL	2	560900	560898
C360	INSTR PANEL-RH-B-U MONITOR	AMP HNL	2	561248	561247

CONNECTORS CODE ID) Page G-3

No.	LOCATION	#ND TYPE	*PIN CAVITY	*SOCKET HOUSING	HOUSING
C361	FR ROOF-WIPER MOTOR	AMP FTE	6	-------	561686
C366	RH CONSOLE-DRILLER	AMP HNL	2	561248	561247
C372	FR ROOF-DEST.SIGN SPEED SW	HOLEX	4	561477	561476
C374	ALARM JCT BOX COMPT-MASTER SW	AMP HNL	6	560552	561515
C375	ALARM JCT BOX COMPT-LH CONS.	AMP HNL	6	560552	561515
C376	ALARM JCT BOX COMPT-LH CONS.	AMP CPC	37	560734	560705
C378	LUGGAGE COMPT.-WINDOW AJAR	HOLEX	4	561477	561476
C379	WINDOW-WINDOW AJAR	HOLEX	4	561477	561476
C377	LH SW PANEL-STOP ENGDIVERDE	SWF	8	-------	561087
C380	ENGINE CPT-RR DOOR-DIR.LP	PED WP	2	561566	561690
C381	ENGINE COMPT.-CRNDLE-REC.	RECEPTACLE	40	562220	562284
C480	ENGINE COMPT.-BLOCK HEATER	PED WP	3	561781	561782
C481	RR DRIVE AXLE-WIPER DRIVER	PED WP	2	561566	561690
C206	FR JCT BOX COMPT.-WATI SK32	AMP HNL	9	560851	560852
C487	ENGINE COMPT.-SIGNAL	PED WP	6	561686	561687
C488	ENGINE COMPT.-SIGNAL	PED WP	6	561686	561687
C489	ENGINE COMPT.-OIL COOL.LEVEL	PED WP	2	-------	562350
C418	FR JCT BOX-DIODE CONNECTOR	AMP HNL	15	561987	561986
C412	LH SW PANEL-MASTER SWITCH	AMP HNL	6	560552	561515
C412	LH SW PANEL-MASTER SWITCH	AMP HNL	6	560552	561515
C413	ENG CPT-A/C-HI UALOAD PRS SW	PED WP	2	561566	561690
C414	RR JCT BOX	AMP HNL	9	560636	561837
C416	ENGINE CRNDLE-FAN SIGNAL	PED WP	3	561781	561782
C416	ENGINE CRNDLE-FAN SIGNAL	PED P-C	3	562237	-------
C417	FRONT JCT BOX-DIODES	AMP HNL	15	561987	561986
C418	INSTR PANEL-LH-TILT PED-PN	SWF	8	-------	561087
C419	FR JCT BOX-RETARDER DR JACOB	AMP HNL	3	560667	561550
C420	ENGINE COMPT.-WATER HEATER	TC	2	-------	561571
C421	ENGINE COMPT.-WATER HEATER	TC	2	-------	561571
C422	ENGINE COMPT.-WATER HEATER	TC	2	-------	561571
C424	UNDER INSTRUMENT PANEL PED-PN	AMP HNL	2	560667	561558
C425	ALARM JCT BOX-DIODES	AMP HNL	15	561987	561986
C426	ENGINE COMPT.-CRNDLE-FAN	PED HP	2	561781	561782
C429	ALARM JCT BOX COMPT.	AMP HNL	6	561552	561515
C430	LH CONSOLE-WATER HTR TIMER	AMP FTE	8	561088	562363
C431	LH CONSOLE-WATER HTR TIMER	AMP FTE	8	-------	561531
C432	LH CONSOLE-WATER HTR TIMER	AMP FTE	8	561088	562363
C437	RH-HVAC RADIO-ACL FR & RR DEST.	AMP CPC	24	560642	560643
C456	WORLD TRANSM.-RETARDER ACCUM.	PED HP	2	-------	562427
C457	WORLD TRANSM.-MAIN CONNECTOR	DEUTSCH	36	562172	562256
C458	WORLD TRANSM.-TURBINE SP.SENS	PED HP	2	-------	562426
C459	WORLD TRANSM.-ENGINE SP.SENS	PED HP	2	-------	562426
C460	WORLD TRANSM.-SPEED SENSOR	ITT	2	-------	562541
C461	WORLD TRANSM.-RETARDER TEMP.	PED HP	2	561566	561690
C463	WORLD TRANSM.-RETARD SOL.'K'	PED HP	2	-------	562426
C462	WORLD TRANSM.-SENSOR COMP.	DEUTSCH	16	562572	562571
C464	RR JCT BOX-OIL COMPT.-LEVEL	PED HP	2	-------	562350
C465	INSTR PANEL-RH-WATER SELECTOR	T & BET	10	-------	562429
C466	FR SERVICE CPT.-RESIS.HOD.	PED WP	3	-------	562428
C467	FR SERVICE CPT.-RESIS.HOD.	PED WP	3	-------	562428
C468	RR JCT BOX-VHV HOLX.'K'	PED HP	18	-------	562573
C470	FR SERVICE CPT.-SILENT 1800	AMP HNL	2	561248	561247
C471	FR SERVICE CPT.-SILENT 1800	PED WP	2	561566	561690
C472	FR SERVICE CPT.-SILENT 1800	PED WP	2	561566	561690
C473	FR SERVICE CPT.-SILENT 1800	AMP HNL	3	560667	561550

CONNECTORS CODE ID) Page G-2

No.	LOCATION	#ND TYPE	*PIN CAVITY	*SOCKET HOUSING	HOUSING
C483	UNDER DRIV.SEAT-ELECT.SEAT	PED PD	2	562237	-------
C500	ALARM JCT BOX-CPT-PRODRIVER	HOLEX	6	562078	562069
C501	LH CONSOLE-PRODRIVER HOUSLE	PED HP	7	562433	-------
C502	LH CONSOLE-WATER HTR SW	SWF	8	-------	561087
C503	LH CONSOLE-WATER HTR SW	SWF	8	-------	561087
C504	LH CONSOLE WEBASTO TIMER	AMP FTE	8	561088	562363
C505	LH CONSOLE-EBPWR TIMER	AMP	3	-------	562834
C506	LH CONSOLE-LEVEL LOW SW.	SWF	8	-------	561087
C508	RR JCT BOX-COMPT.-WT VLH	AMP HNL	6	560552	561515
Ca	RR JCT BOX-ECU WORLD TRL	T & BET	34	-------	562419
CB	RR JCT BOX-ECU WORLD TRL	T & BET	34	-------	562420

CONNECTORS (CODE ID) Page G:1

No.	LOCATION	TYPE	#KEY CAVITY	#SOCKET HOUSING	HOUSING
C1	FR JCT BOX COMPARTMENT	AMP CPC	37	560644	560646
C2	FR JCT BOX COMPARTMENT	AMP CPC	24	560641	560643
C3	FR JCT BOX COMPARTMENT	AMP CPC	37	560714	560716
C4	FR JCT BOX COMPARTMENT	AMP CPC	16	560903	560895
C5	FR SERVICE COMPT.-UNDERNEATH	AMP CPC	37	560644	560646
C6	FR SERVICE COMPT.-UNDERNEATH	AMP CPC	24	560641	560643
C7	FR SERVICE COMPT.-UNDERNEATH	AMP CPC	37	561967	561966
C8	FR SERVICE COMPT.-UNDERNEATH	AMP CPC	37	560714	560713
C9	ALARM JCT BOX	AMP CPC	16	560903	560895
C10	ALARM JCT BOX	AMP CPC	37	560644	560646
C11	FR SERVICE COMPARTMENT	AMP CPC	24	560642	560643
C12	FR SERVICE COMPARTMENT	AMP CPC	16	560926	560940
C13	FR SERVICE COMPT.	AMP HNL	6	560552	560515
C15	FR JCT BOX	AMP CPC	24	560641	560643
C16	LH CONSOLE SW-CRUISE ON OFF	SWF	8	-------	560107
C17	LH CONSOLE SW-CRUISE RESUME	SWF	8	-------	560107
C18	LH CONSOLE SW-CRUISE SET	SWF	8	-------	560107
C20	FR JCT BOX	AMP CPC	24	560641	560643
C21	FR JCT BOX	AMP CPC	24	560641	560643
C32	DDEC ENGINE-EEPI	PED	38	-------	560680
C49	ALARM JCT BOX COMPARTMENT	AMP CPC	24	560642	560643
C47	FR SERVICE COMPARTMENT	AMP CPC	16	560914	560895
C49	BATTERIE COMPT.-L.T	AMP HNL	12	CONNECTOR	561718
C52	FR JCT BOX	AMP CPC	22	561709	561710
C53	FR JCT BOX	AMP CPC	24	560685	560684
C55	UNDER DASH-SW PANEL	AMP CPC	37	560630	560637
C56	UNDER DASH-IN CONSOLE	AMP CPC	24	560641	560643
C57	UNDER DASH-IN ACCESSORIES	AMP CPC	37	561976	561978
C58	EVAPORATOR COMPARTMENT	AMP CPC	14	561595	561583
C59	EVAPORATOR COMPARTMENT	AMP HNL	16	560329	560348
C60	FR JCT BOX COMPT.-LT	AMP HNL	2	562248	562247
C61	LUGGAGE COMPARTMENT-LTS	AMP HNL	2	562248	562247
C62	LUGGAGE COMPARTMENT-LTS	AMP HNL	2	562248	562247
C63	LUGGAGE COMPARTMENT-LTS	AMP HNL	2	562248	562247
C64	LUGGAGE COMPARTMENT-LTS	AMP HNL	2	562248	562247
C65	LUGGAGE COMPARTMENT-LTS	AMP HNL	2	562248	562247
C66	LUGGAGE COMPARTMENT-LTS	AMP HNL	2	562248	562247
C67	LUGGAGE COMPARTMENT-LTS	AMP HNL	2	562248	562247
C68	ENGINE COMPT.-LTS	AMP HNL	2	562248	562247
C69	RR AXLE ACC-INSIDE PVC END	PED WP	6	561568	561578
C70	ALARM JCT BOX COMPARTMENT	AMP CPC	24	560642	560643
C71	UNDER INSTRUMENT PANEL-LH	AMP CPC	37	560645	560646
C72	UNDER INSTRUMENT PANEL-CENT.	AMP CPC	37	560645	560646
C73	UNDER INSTRUMENT PANEL-CENT.	AMP CPC	16	561639	561648
C74	UNDER INSTRUMENT PANEL-RH	AMP CPC	24	560642	560643

CONNECTORS (CODE ID) Page G:1

No.	LOCATION	TYPE	#KEY CAVITY	#SOCKET HOUSING	HOUSING
C76	LUGGAGE COMPT.-AIR REF.SENS.	AMP HNL	2	562248	562247
C77	LUGGAGE COMPT.-AIR REF.SENS.	AMP HNL	2	562248	562247
C78	FR JCT BOX COMPARTMENT	AMP CPC	22	561709	561718
C79	FR SERVICE COMPT.-UNDERNEATH	AMP CPC	37	560644	560646
C80	LUGGAGE COMPT.-AIR REF.SENS.	ITT SS	2	562248	562247
C81	LUGGAGE COMPT.-DOOR LOCK	AMP HNL	4	561551	561668
C82	LUGGAGE COMPT.-DOOR LOCK	AMP HNL	4	561551	561668
C83	LUGGAGE COMPT.-DOOR LOCK	AMP HNL	4	561551	561668
C84	LUGGAGE COMPT.-DOOR LOCK	AMP HNL	4	561551	561668
C85	LUGGAGE COMPT.-DOOR LOCK	AMP HNL	4	561551	561668
C86	LUGGAGE COMPT.-DOOR LOCK	AMP HNL	4	561551	561668
C87	FR JCT BOX	DEUTSCH	2	562266	562268
C88	RR END ROOF-CLEARANCE LTS	AMP HNL	2	562980	562898
C89	RR END ROOF-SIG.NUMBER	AMP HNL	2	562980	562898
C90	RR JCT BOX	AMP CPC	15	561987	561966
C91	RR JCT BOX	AMP CPC	37	561714	561716
C92	FR JCT BOX-COMPT-WIT.SKID	AMP HNL	2	562980	562898
C93	FR JCT BOX-COMPT-WIT.SKID	WABCO	35	560329	640894
C94	FR AXLE-SENSORS	AMP HNL	14	561585	561595
C95	RR AXLE ACC-INSIDE PVC END	PED WP	6	561568	561578
C96	FR SERVICE COMPT.-ELT.PEDAL	PED WP	6	561560	561578
C99	FR SERVICE COMPT.LTS	AMP HNL	2	562248	562247
C100	FR SERVICE COMPT.-ELEC.HORNS	PED WP	2	561566	561690
C101	FR SERVICE COMPT.-FT.WSH.LV	ITT SS	2	561813	561812
C102	FR SERVICE & SIDE COMT.-MARKERS	ITT SS	2	561813	561812
C103	FR SERVICE & SIDE COMT.-FLASHER	ITT SS	2	561813	561812
C104	FR SERVICE & SIDE COMT.-FLASHER	ITT SS	2	561813	561812
C105	FR SERVICE & SIDE COMT.-FLASHER	GROTE	2	-------	562155
C106	FR SERVICE COMPARTMENT	AMP HNL	16	560329	560348
C108	FR SERVICE COMPT.-WATER VALVE	PED WP	2	561566	561690
C107	EVAPORATOR COMPT.-GAPER	ITT SS	2	561813	561812
C110	EVAPORATOR COMPT.-GAPER	ITT SS	2	561813	561812
C111	BATT.& RR JUNCT.PANNER.FL	ITT SS	2	561813	561812
C112	BATT.& RR JUNCT.PANNER.FL	ITT SS	2	-------	562155
C113	RR JUNCT.BOX-FLASHER UNIT	ITT SS	2	561813	561812
C114	RR JC BOX-SPEED SIGNAL	PED WP	2	-------	562062
C115	ENGINE COMPT.-AIR DRYER	PED WP	2	561566	561690
C116	ENGINE COMPT.-LTS	PED WP	2	561685	561677
C118	ENGINE COMPT.-LTS	PED WP	1	561685	561677
C120	ENGINE CPT.RR DOOR LH-LD.LAMP	PED WP	6	561686	561687
C121	BATTERIE CPT.-DOOR DR.L.T.RH	ITT SS	2	561813	561812
C122	BATTERIE CPT.-DOOR DR.L.T.RH	ORDYNACE	2	-------	562155
C123	ENGINE CPT.-ETHER SW	PED WP	2	561566	561690

CONNECTORS (CODE ID) Page G:2

No.	LOCATION	TYPE	#KEY CAVITY	#SOCKET HOUSING	HOUSING
C125	ENGINE CPT.-BUZ.ALARM	PED WP	2	561566	561690
C127	ENGINE CPT.-FUEL FILTER	PED WP	2	561566	561690
C128	ENGINE CPT.-A/C COMPRESSOR	ITT SS	2	561813	561812
C129	ENGINE CPT.-PRE-HEAT WATER	AMP FT	6	561672	561696
C130	ENGINE CPT.-LH DOOR	ITT SS	2	561813	561812
C132	ENGINE CPT.-UNLOADER	ITT SS	2	561813	561812
C133	ENGINE CPT.-A/C LO-PRESS SW	PED WP	2	561566	561690
C134	ENGINE CPT.-A/C COMPRESSOR	PED WP	2	561566	561690
C135	ENGINE CPT.-A/C COMPRESSOR	AMP HNL	15	561987	561966
C136	A/C JCT BOX-PRIORI.	WEAM	37	561714	561744
C136	A/C JCT BOX-PRIORI.	DEUTSCH	2	562268	562266
C137	A/C JCT BOX-TRANSMITTER	AMP HNL	2	562980	562898
C138	A/C JCT BOX-SIG.NUMBER	AMP HNL	2	562980	562898
C139	A/C JCT BOX-LOGIC MODULE	AMP HOP	15	562801	-------
C140	RR JCT BOX-MOD.KLATOR VALVE	AMP HNL	2	562980	562898
C141	RR JCT BOX-MOD.KLATOR VALVE	AMP HNL	2	562980	562898
C142	RR JCT BOX-COMPT.-WIT.SKID	AMP HNL	2	562980	562898
C143	RR AXLE ACC-INSIDE PVC END	PED WP	6	561568	561578
C144	FR SERVICE COMPT.-ELT.PEDAL	PED WP	6	561560	561578
C145	CONDENSER CPT.-FAN MOTOR	ORDYNACE	3	562555	562800
C146	CONDENSER CPT.-FAN MOTOR	ORDYNACE	3	562555	562800
C147	FR SERVICE COMPT.-HORN	AMP HNL	2	561566	561690
C148	FR SERVICE COMPT.-HORN	AMP HNL	2	561566	561690
C149	CONDENSER CPT.-FAN MOTOR	ORDYNACE	3	562555	562800
C150	CONDENSER CPT.-FAN MOTOR	ORDYNACE	3	562555	562800
C151	EVAPORATOR CPT.-AIR HMB.SENS.	AMP HNL	2	562248	562247
C152	EVAPORATOR CPT.-WATER VALVE	PED WP	2	561566	561690
C153	EVAPORATOR CPT.-WATER VALVE	PED WP	4	561632	561611
C154	EVAPORATOR CPT.-WATER VALVE	PED WP	2	561566	561690
C155	CONDENSER CPT.-V.C.LD TEMP.	PED WP	2	561566	561690
C156	CONDENSER CPT.-V.C.LD TEMP.	PED WP	2	561566	561690
C157	LH SW PANEL-SWITCH	SWF	8	-------	560107
C158	LH SW PANEL-SWITCH	SWF	8	-------	560107
C159	LH SW PANEL-SWITCH	SWF	8	-------	560107
C160	RR AXLE-ABS RH SENSOR	WABCO	3	-------	441898
C161	RR AXLE-ABS RH VALVE	WABCO	3	-------	441898
C162	RR AXLE-ABS LH VALVE	WABCO	3	-------	441898
C163	RR AXLE-ABS LH SENSOR	WABCO	2	641132	-------
C164	RR AXLE-ABS LH SENSOR	ITT SS	2	562486	562485
C165	RR AXLE-ABS LH VALVE	WABCO	3	-------	441898
C166	RR AXLE-ABS RH VALVE	WABCO	3	-------	441898
C167	UNDER DASH-RH SENSOR	DEUTSCH	2	562486	562485
C168	UNDER DASH-RH SENSOR	ITT SS	2	561813	561812
C169	RR JCT BOX-SPEED SIG.	PED WP	2	-------	562062
C170	FR JCT BOX-FLASHER UNIT	TC	2	-------	561968
C171	ALARM JCT BOX COMPT.-LT	AMP HNL	37	561645	561646
C172	FR SERVICE CPT.-LEVEL LOW	AMP CPC	9	561635	561637
C174	UNDER DASH-RH HTR MODULE	AMP HNL	6	561552	561505
C175	UNDER DASH-RH HTR MODULE	AMP HNL	6	561552	561665
C176	UNDER DASH-RH WIPER PULSE	AMP FT	2	561672	561696
C177	UNDER DASH-RH WIPER MOTOR	AMP FT	2	-------	561696
C178	UNDER DASH-RH-FUN.	SPARTAN	2	561038	561039
C179	UNDER DASH-RH-FUN.	SPARTAN	2	561038	561039
C180	RR JCT BOX-DIODE CONNECTOR	AMP HNL	15	561987	561966
C181	RR JCT BOX-DIODE CONNECTOR	AMP HNL	15	561987	561966
C182	RR JCT BOX-COMPT.-WT VIM	PED	30	-------	560680
C183	RR JCT BOX-SPEED SIGNAL	PED WP	2	561566	561690
C187	RR JCT BOX-MONITOR RESISTOR	AMP HNL	6	561552	561515

CONNECTORS (CODE ID) Page G:2

No.	LOCATION	TYPE	#KEY CAVITY	#SOCKET HOUSING	HOUSING
C189	ENGINE CPT.RR DOOR BU.LLT	PED WP	2	561566	561690
C190	ENGINE CPT.RR DOOR TAIL LT	PED WP	2	561566	561690
C191	ENGINE CPT.RR DOOR RH-STOP L	PED WP	2	561566	561690
C192	ENGINE CPT.RR DOOR RH-DIR.L.T	PED WP	2	561566	561690
C194	ENGINE CPT.RR DOOR LH-STOP L	PED WP	2	561566	561690
C195	ENGINE CPT.RR DOOR LH-STOP L	PED WP	2	561566	561690
C196	ENGINE CPT.RR DOOR LH-DIR.L	PED WP	2	561566	561690
C197	ENGINE CPT.-A/C COMPRESSOR	PED WP	2	561566	561690
C198	ENGINE CPT.-A/C COMPRESSOR	AMP HNL	15	561987	561966
C199	ENGINE CPT.RR DOOR LIGHTS	AMP HNL	2	562980	562898
C201	FR ROOF-STORE LH	AMP HNL	2	562980	562898
C202	FR ROOF-STORE RH	AMP HNL	2	562980	562898
C203	FR ROOF-CLEARANCE LT	AMP HNL	2	562980	562898
C203	FR ROOF-CLEARANCE LT	AMP HNL	2	562980	562898
C237	UNDER DASH-LH-JACOB CLUTCH SW	ITT SS	3	561111	561080
C239	A/C JCT BOX-DIODE CONNECTOR	AMP HNL	15	561987	561966
C240	FR SERVICE CPT.-HEAD LAMPS	TC	3	-------	561071
C241	FR SERVICE CPT.-RESISTOR	AMP HNL	2	562980	562898
C242	FR SERVICE CPT.-HEADLAMPS	TC	3	-------	561071
C243	FR SERVICE CPT.-HEADLAMPS	TC	3	-------	561071
C244	FR SERVICE CPT.-LH FOG LAMP	ITT SS	2	561813	561812
C245	FR SERVICE CPT.-RH FOG LAMP	ITT SS	2	561813	561812
C246	FR SERVICE CPT.-HORN	PED WP	2	561566	561690
C247	UNDER SEAT-CO-PIL. SEAT HEAT.	AMP HNL	2	562980	562898
C249	ALARM JCT BOX-DASH.LTS REDUCL.	AMP HNL	37	561645	561646
C250	LH SW PANEL-SWITCH	SWF	8	-------	560107
C251	LH SW PANEL-SWITCH	SWF	8	-------	560107
C253	LH SW PANEL-ETHER	SWF	8	-------	560107
C254	UNDER DASH-DIOD DL.T.WIP	SWF	8	-------	560107
C257	INSTRUMENT PANEL CENT-SPEEDO	AMP HNL	4	560851	560852 PRIOR R210
C257	UNDER DASH-RH-JP DEFROST SW	SWF	8	-------	562363
C258	LH SW PANEL-HULTI FUNC.SW	AMP FY	8	561088	-------
C259	LH SW PANEL-HULTI FUNC.SW	AMP FY	8	561088	561109
C260	UNDER DASH-RH-KEYLESS MOD	PC. END	14	-------	562860
C261	UNDER DASH-RH-KEYLESS MOD	PC. END	14	-------	562860
C264	UNDER DASH-RH-KEYPAD	AMP CPC	9	561635	561637
C265	RH SW PANEL-DRIVER'S DOOR SW.	SWF	8	-------	560107
C266	RH SW PANEL-DRIVER'S L.T. SW	SWF	8	-------	560107
C267	UNDER DASH-RH	AMP CPC	24	560642	560643
C268	UNDER DASH-LH-HORNS	AMP HNL	6	561552	561505
C269	UNDER DASH-RH-HORNS	AMP HNL	6	561552	561505
C270	LH MIRROR POST	HOLEX	6	562810	562809
C271	RH MIRROR POST	HOLEX	6	562810	562809
C272	LH-HORNS	SPARTAN	2	561038	561039
C273	RH-HORNS	SPARTAN	2	561038	561039
C276	UNDER DASH-RH-3 WAY LTS	AMP HNL	6	561552	561505
C277	L.H.DIODE-V.DOCK & CORN SW.	SWF	8	-------	560107

PRIOR R212

PRIOR R212

PREVOST CAR inc. WIRING DIAGRAM NO: D060870 P. G 2/4 REVISION 012

CONNECTORS (CODE ID) Page G:3

No.	LOCATION	TYPE	#KEY CAVITY	#SOCKET HOUSING	HOUSING
C278	LH-CONSOLE-BACK-UP CHECL SW.	SWF	8	-------	560107
C280	UNDER DASH-RH-3 WAY SW	SWF	8	-------	560107
C281	LH-CONSOLE-LEVEL LOW	SWF	8	560851	560825
C282	LH-CONSOLE-MONITOR OPER.SW.	SWF	8	-------	560107
C283	LH-CONSOLE-LOW DOCKING SW.	SWF	8	-------	560107
C285	ENTRANCE DOOR-LH-LTS	AMP CPC	37	561714	562005
C286	RH SW PANEL-W/C & HEAT	SWF	8	-------	560107
C287	RH SW PANEL-W/C & HEAT	AMP HNL	4	561566	561690
C288	LH-CONSOLE-FIRE DETECTOR	SWF	8	-------	560107
C289	RH SW PANEL-SWITCHES	SWF	8	-------	560107
C291	ENGINE COMPT.-CRANKCASE HEAT	DEUTSCH	2	562266	562268
C292	LUGGAGE COMPT.-DOOR LOCK	AMP HNL	4	561551	561668
C293	RR DRIVE AXLE-WEIGHT	AMP HNL	2	562980	562898
C296	FR JCT BOX COMPT.-WIT.SKID	AMP HNL	2	562980	562898
C297	INSTRUMENT PANEL-TACHO	AMP HNL	4	560851	560852 PRIOR R210
C300	LH-CONSOLE-DRIVER'S SEAT HEAT	AMP CPC	4	561696	561687
C301	LH-CONSOLE-DRIVER'S SEAT HEAT	AMP CPC	4	561696	561687
C305	DDEC ENGINE-PRESSURE SENSOR	PED	38	-------	560680
C306	DDEC ENGINE-FUEL PRESSURE	PED HP	2	-------	562345
C307	LH-CONSOLE-SW-WIPER SPEED	SWF	8	-------	560107
C308	LH-CONSOLE-SW-STORE	SWF	8	-------	560107
C309	LH-CONSOLE-SW-STORE	SWF	8	-------	560107
C310	LH-CONSOLE-DRIV.SEAT HEAT SW	SWF	8	-------	560107
C311	LH-CONSOLE-DRIV.SEAT HEAT SW	SWF	8	-------	560107
C312	LH-CONSOLE-DRIV.SEAT HEAT SW	SWF	8	-------	560107
C320	LH-CONSOLE-DRIV.WIND LIFT INST	PED FO	2	-------	562345
C321	LH-CONSOLE-CRUISE CTR SW-PAN.	AMP HNL	3	560661	560558
C322	ENGINE CPT.-WATER HEATER-TC	AMP HNL	15	562505	562566
C323	ENGINE CPT.-WATER HEATER-TC	TC	1	-------	561873
C324	ENGINE CPT.-WATER HEATER-TC	TC	2	-------	561571
C326	UNDER DASH-PANEL CENTER-AMP HNL	3	560661	560558
C325	ALARM JCT BOX-DIODES	AMP HNL	15	561987	561966
C328	ENGINE CPT.-LH-FAN PED HP	3	561780	561782
C329	ALARM JCT BOX-DIODES	AMP HNL	6	561552	561505
C330	LH-CONSOLE-SW-WIPER SPEED	SWF	8	-------	560107
C331	LH-CONSOLE-SW-WASHER SW	SWF	8	-------	560107
C332	LH-CONSOLE-SW-WIPER	SWF	8	-------	560107
C333	LH-CONSOLE-SW-WASHER SW	SWF	8	-------	560107
C334	INSTR PANEL-LH-HEAT MIRROR	AMP HNL	2	562980	562898
C342	ENGINE RR START SW	DEUTSCH	2	562566	562565
C343	INSTR PANEL-LH-HEADLAMP SW	SWF	8	-------	560107
C344	INSTR PANEL-LH-HAZARD LT SW	SWF	8	-------	560107
C345	INSTR PANEL-LH-FOG LT SW	SWF	8	-------	560107
C346	INSTR PANEL-LH-SWITCH LTS	SWF	2	-------	560107
C347	INSTR PANEL-LH-DASH LT SW	AMP HNL	2	560920	560918
C348	INSTR PANEL CENT-RHOOR HOODLE	AMP HNL	3	560661	560558
C349	INSTR PANEL-RH-FUN.CTR.CTRL	AMP HNL	6	561552	561505
C350	INSTR PANEL-THERMOMETER	AMP HNL	2	560566	560690
C352	RH-CONSOLE-DRIV TEMP SENSOR	BURNDY	4	-------	562426
C353	INSTR PANEL-RH-DRIV.SEAT	AMP HNL	2	560920	560918
C354	INSTR PANEL-RH-DRIV TEMP CTR	AMP HNL	6	561552	561515
C355	INSTR PANEL-RH-FR TEMP CTR	AMP HNL	6	561552	561515
C357	INSTR PANEL-RH-WATER TEMP GA	AMP HNL	3	561667	561558
C358	INSTR PANEL-RH-FUEL LEVEL GA	AMP HNL	3	561667	561558
C359	INSTR PANEL CENT-TAC & SPD.LT	AMP HNL	2	560920	560918
C360	INSTR PANEL-RH-ELU MONITOR	AMP HNL	2	562248	562247

CONNECTORS (CODE ID) Page G:3

No.	LOCATION	TYPE	#KEY CAVITY	#SOCKET HOUSING	HOUSING
C361	FR ROOF-WIPER MOTOR	AMP FT	6	-------	561696
C368	RH CONSOLE-DRIVLEG	AMP HNL	2	562248	562247
C372	FR ROOF-DEST. SIGN SPEED SW	HOLEX	4	561477	561476
C374	ALARM JCT BOX COMPT-WATER SW-HNL	6	560552	561515
C375	ALARM JCT BOX COMPT-LH CONSOL	AMP HNL	6	560552	561515
C376	ALARM JCT BOX COMPT-LH CONS.	AMP CPC	37	561714	562005
C378	LUGGAGE COMPT.-WINDOW ALARM	HOLEX	3	561477	561476
C379	WINDOW ANTI-CLAMP SWITCH	AMP HNL	2	562980	562898
C380	LH SW PANEL-DIAGNOSTIC SW	SWF	8	-------	560107
C381	ENGINE CPT.-CRANKCASE HEAT	DEUTSCH	2	562266	562268
C382	LUGGAGE COMPT.-BLOCK HEATER	PED HP	3	561780	561782
C383	RR DRIVE AXLE-WEIGHT	AMP HNL	2	562980	562898
C384	FR JCT BOX COMPT.-WIT.SKID	AMP HNL	2	562980	562898
C387	INSTR PANEL-DIESEL	PED WP	2	561685	561677
C388	ENGINE COMPT.-SIGNAL	PED WP	6	561686	561687
C389	LH-CONSOLE-SW-LOW COOLANT	AMP HNL	2	560920	560918
C390	FR JCT BOX-DIODE CONNECTOR	AMP HNL	15	561987	561966
C391	FR JCT BOX-DIODE CONNECTOR	AMP HNL	15	561987	561966
C402	LH-CONSOLE-SW-STORE	SWF	8	-------	560107
C403	ENG.CPT.-A/C HI-UNLOAD PRS SW	PED WP	2	561566	561690
C404	RR JCT BOX	AMP CPC	24	560641	560643
C405	ENGINE CRADLE-FAN SIGNAL	PED WP	3	561780	561782
C406	LH-CONSOLE-DRIVER'S SEAT	DEUTSCH	2	562237	-------
C407	FRONT JCT BOX-DIODES	AMP HNL	15	561987	561966
C408	LH-CONSOLE-DRIV.WIND LIFT INST	PED FO	2	-------	562345
C409	RH-CONSOLE-CRUISE CTR SW-PAN.	AMP HNL	3	560661	560558
C410	ENGINE CPT.-WATER HEATER-TC	AMP HNL	15	562505	562566
C411	ENGINE CPT.-WATER HEATER-TC	TC	1	-------	561873
C412	ENGINE CPT.-WATER HEATER-TC	TC	2	-------	561571
C414	UNDER DASH-PANEL CENTER-AMP HNL	3	560661	560558
C415	ALARM JCT BOX-DIODES	AMP HNL	15	561987	561966
C416	ENGINE CPT.-LH-FAN PED HP	3	561780	561782
C419	ALARM JCT BOX COMPT.	AMP HNL	6	561552	561505
C420	LH-CONSOLE-SW-WIPER SPEED	SWF	8	560851	560825
C421	LH-CONSOLE-WATER-CONTROL	AMP HNL	3	560661	560558
C422	ENGINE CPT.-WATER HEATER-TC	AMP HNL	15	562505	562566
C423	ENGINE CPT.-WATER HEATER-TC	TC	1	-------	561873
C424	UNDER DASH-PANEL CENTER-AMP HNL	3	560661	560558
C425	ALARM JCT BOX-DIODES	AMP HNL	15	561987	561966
C426	ENGINE CPT.-LH-FAN PED HP	3	561780	561782
C429	ALARM JCT BOX COMPT.	AMP HNL	6	561552	561505
C430	LH-CONSOLE-SW-WIPER SPEED	SWF	8	560851	560825
C431	LH-CONSOLE-WATER-CONTROL	AMP HNL	3	560661	560558
C432	ENGINE CPT.-DIODE ACUR DEUTSCH	2	562476	562477
C433	INSTR PANEL-RH-AIR SECT.-AMP CPC	24	560642	560643
C456	WORLD TRANSM.-RETARDER ACCUM.	PED HP	2	562427
C457	WORLD TRANSM.-HMB CONNECTOR	DEUTSCH	3	562572	562536
C458	WORLD TRANSM.-TURBINE SP.SENS	PED HP	2	-------	562426
C459	WORLD TRANSM.-ENGINE SP.SENS.	PED HP	2	-------	562426
C460	WORLD TRANSM.-SPEED SENSOR	ITT	2	-------	562541
C461	WORLD TRANSM.-RETARDER TEMP.	PED HP	2	560566	560690
C462	WORLD TRANSM.-RETARD SOL.NC	PED HP	2	-------	562426
C463	WORLD TRANSM.-RETARD SOL.NO	PED HP	2	-------	562426
C464	RR JCT BOX-COL.CONN.A.L.T.	AMP HNL	10	-------	562571
C465	LH-CONSOLE-DIFF.TER.SELECTOR	T & BET	10	-------	562429
C466	FR SERVICE CPT.-RESIS.HOD.	PED WP	1	-------	562429
C467	FR SERVICE CPT.-RESIS.HOD.	PED WP	3	-------	562429
C468	RR JCT BOX-VIPR HOD.W.T.	PED HP	18	-------	562573
C470	FR SERVICE CPT.-SILENT 1800	AMP HNL	2	562249	562247
C471	FR SERVICE CPT.-SILENT 1800	AMP HNL	2	562249	562247
C472	FR SERVICE CPT.-SILENT 1800	AMP HNL	3	560661	560558
C473	FR SERVICE CPT.-SILENT 1800	AMP HNL	3	560661	560558

PRIOR R212

PREVOST CAR inc. WIRING DIAGRAM NO: D060870 P. G 3/4 REVISION 012

CONNECTORS (CODE ID) Page G:2

No.	LOCATION	TYPE	#KEY CAVITY	#SOCKET HOUSING	HOUSING
C474	LUGGAGE COMPT.-TEMP.SENSOR	AMP HNL	2	562249	562247
E475	RR JCT BOX-SPEED SIGNAL CON.	HOLEX	6	562810	562809
C475M	RR JCT BOX-SPEED SIGNAL CON.	HOLEX	6	562810	562809
C476	RR JCT BOX-SPEED SIGNAL CON.	HOLEX	6	562810	562809
C476	RR JCT BOX-SPEED SIGNAL CON.	AMP CPC	24	560639	560640
C477	RR JCT BOX-W.L.SHIFT & RET.	AMP CPC	9	561636	560637
C483	ALARM JCT BOX-COMPARTMENT	PED HP	2	562237	-------
C484	LUGGAGE COMPT.-PRESSURE MODULE	HOLEX	6	562810	562809
C485	LH-CONSOLE-PRIORIVAMPLIFIER	DEUTSCH	6	562368	562369
C580	LH-CONSOLE-WATER-HTR SW	SWF	2	-------	560107
C583	LH-CONSOLE-WATER-HTR SW	SWF	2	-------	560107
C584	LH-CONSOLE-WEBASTO TIMER	AMP FT	8	561188	562363
C585	LH-CONSOLE-ESPAR TIMER	AMP	3	562834	-------
C586	LH-CONSOLE-SW-WIPER	SWF	8	-------	560107
C588	RR JCT BOX-FAN CLUTCH W/RET.	AMP HNL	6	561552	561505

CA RR JCT BOX-ECU WORLD TR. T & BET 34 ------- 562419
CB RR JCT BOX-WORLD TR.FUSE T & BET 34 ------- 562420
FB1 RR JCT BOX-WORLD TR.FUSE BLK PED HP 8 ------- 562610

PREVOST CAR inc. WIRING DIAGRAM NO: D060869 P. G 4/4 REVISION 012

LAZER FORMAT "A" ECHELLE 3.2:1

DIODE CODE (D) Page H:1

NO.	PAGE	AMP	#PREVOST	LOCATION	FUNCTION
D1	7	3A	561740	ALARM JCT BOX	LO-AIR SONALERT-PRIMARY
D2	7	3A	561740	ALARM JCT BOX	LO-AIR SONALERT-SECONDARY
D4	10	3A	561740	FR JCT BOX	WARNING HAZARD-RH
D5	10	3A	561740	FR JCT BOX	WARNING HAZARD-LH
D17	10	3A	561740	FR JCT BOX	WARNING HAZARD-LH
D18	10	3A	561740	FR JCT BOX	WARNING HAZARD-RH
D19	9	3A	561740	FR JCT BOX	DAYTIME RUN LTS-PARK BRK
D20	9	3A	561740	FR JCT BOX	DAYTIME RUN LTS-HEAD LT SW
D22	22	3A	560931	FR SERVICE CPT	LEVEL LOW
D23	22	3A	560931	FR SERVICE CPT	LEVEL LOW
D25	13	3A	561740	FR JCT BOX	LUGGAGE DOOR AJAR T.T.LT.
D26	13	3A	561740	FR JCT BOX	LUGGAGE DOOR AJAR T.T.LT.
D27	13	3A	561740	FR JCT BOX	LUGGAGE DOOR AJAR T.T.LT.
D28	13	3A	561740	FR JCT BOX	LUGGAGE DOOR AJAR T.T.LT.
D29	13	3A	561740	FR JCT BOX	LUGGAGE DOOR AJAR T.T.LT.
D30	13	3A	561740	FR JCT BOX	LUGGAGE DOOR AJAR T.T.LT.
D31	13	3A	561740	FR JCT BOX	LUGGAGE DOOR AJAR T.T.LT.
D39	10	3A	561740	FR JCT BOX	CORNERING LT-LH
D40	10	3A	561740	FR JCT BOX	FR DOCKING LT LH-HI
D41	10	3A	561740	FR JCT BOX	FR DOCKING LT RH-HI
D42	10	3A	561740	FR JCT BOX	CORNERING LT-RH
D51	14	3A	561740	FR JCT BOX	ENTRANCE DOOR-STEP LTS
D53	11	3A	561740	FR JCT BOX	CORNERING LT-GROUND
D55	24	3A	561740	RR JCT BOX	BACK-UP MONITOR
D56	10	3A	561740	FR JCT BOX	FR DOCKING LT LH-LOW
D57	10	3A	561740	FR JCT BOX	FR DOCKING LT RH-LOW
D60	18	3A	561740	RR JCT BOX	A/C COMPR.CLUTCH SUPPRESSOR
D62	18	3A	561740	A/C JCT BOX	WATER PUMP - A/C SYSTEM
D63	7	3A	561740	ALARM JCT BOX	PARKINK BRAKE SONALERT
D64	22	3A	561740	ALARM JCT BOX	LEVEL LOW SONALERT
D65	18	3A	561740	A/C JCT BOX	WATER PUMP - PRE-HEAT FEED
D66	18	3A	561740	A/C JCT BOX	WATER VALVE - HEAT SW FEED
D67	10	3A	561740	UNDER DASH	AUDIBLE FLASHER RLY - RH
D68	10	3A	561740	UNDER DASH	AUDIBLE FLASHER RLY - LH
D74	1	3A	561740	FR JCT BOX	DASH MASTER CUT OUT SW.
D75	4	3A	060798	BAT CPT	STARTER-SUPPRESSOR COIL RLY
D78	17	3A	561740	LH CONSOLE	WATER HEATER SWITCH & TIMER
D79	17	3A	561740	LH CONSOLE	WATER HEATER SWITCH & TIMER
D80	9	3A	561740	FR JCT BOX	DAYTIME RUN LTS-HEAD LTS CALL SW.

DIODE CODE (D) Page H:1

NO. PAGE AMP #PREVOST LOCATION FUNCTION

LAZER FORMAT "A" ECHELLE 3.2:1

DIODE CODE (D) Page H:1

NO.	PAGE	AMP	#PREVOST	LOCATION	FUNCTION
D1	7	3A	561740	ALARM JCT BOX	LO-AIR SONALERT-PRIMARY
D2	7	3A	561740	ALARM JCT BOX	LO-AIR SONALERT-SECONDARY
D4	10	3A	561740	FR JCT BOX	WARNING HAZARD-RH
D5	10	3A	561740	FR JCT BOX	WARNING HAZARD-LH
D17	10	3A	561740	FR JCT BOX	WARNING HAZARD-LH
D18	10	3A	561740	FR JCT BOX	WARNING HAZARD-RH
D19	9	3A	561740	FR JCT BOX	DAYTIME RUN LTS-PARK BRK
D20	9	3A	561740	FR JCT BOX	DAYTIME RUN LTS-HEAD LT SW
D22	22	3A	560931	FR SERVICE CPT	LEVEL LOW
D23	22	3A	560931	FR SERVICE CPT	LEVEL LOW
D25	13	3A	561740	FR JCT BOX	LUGGAGE DOOR AJAR T.T.LT.
D26	13	3A	561740	FR JCT BOX	LUGGAGE DOOR AJAR T.T.LT.
D27	13	3A	561740	FR JCT BOX	LUGGAGE DOOR AJAR T.T.LT.
D28	13	3A	561740	FR JCT BOX	LUGGAGE DOOR AJAR T.T.LT.
D29	13	3A	561740	FR JCT BOX	LUGGAGE DOOR AJAR T.T.LT.
D30	13	3A	561740	FR JCT BOX	LUGGAGE DOOR AJAR T.T.LT.
D31	13	3A	561740	FR JCT BOX	LUGGAGE DOOR AJAR T.T.LT.
D39	10	3A	561740	FR JCT BOX	CORNERING LT-LH
D40	10	3A	561740	FR JCT BOX	FR DOCKING LT LH-HI
D41	10	3A	561740	FR JCT BOX	FR DOCKING LT RH-HI
D42	10	3A	561740	FR JCT BOX	CORNERING LT-RH
D51	14	3A	561740	FR JCT BOX	ENTRANCE DOOR-STEP LTS
D53	11	3A	561740	FR JCT BOX	CORNERING LT-GROUND
D54	24	3A	561740	RR JCT BOX	BACK-UP MONITOR
D56	10	3A	561740	FR JCT BOX	FR DOCKING LT LH-LOW
D57	10	3A	561740	FR JCT BOX	FR DOCKING LT RH-LOW
D60	18	3A	561740	RR JCT BOX	A/C COMPR.CLUTCH SUPPRESSOR
D62	18	3A	561740	A/C JCT BOX	WATER PUMP - A/C SYSTEM
D63	7	3A	561740	ALARM JCT BOX	PARKINK BRAKE SONALERT
D64	22	3A	561740	ALARM JCT BOX	LEVEL LOW SONALERT
D65	18	3A	561740	A/C JCT BOX	WATER PUMP - PRE-HEAT FEED
D66	18	3A	561740	A/C JCT BOX	WATER VALVE - HEAT SW FEED
D67	10	3A	561740	UNDER DASH	AUDIBLE FLASHER RLY - RH
D68	10	3A	561740	UNDER DASH	AUDIBLE FLASHER RLY - LH
D74	1	3A	561740	FR JCT BOX	DASH MASTER CUT OUT SW.
D75	4	3A	060798	BAT CPT	STARTER-SUPPRESSOR COIL RLY
D78	17	3A	561740	LH CONSOLE	WATER HEATER SWITCH & TIMER
D79	17	3A	561740	LH CONSOLE	WATER HEATER SWITCH & TIMER
D80	9	3A	561740	FR JCT BOX	DAYTIME RUN LTS-HEAD LTS CALL SW.
D83	8	3A	561740	RR JCT BOX	FAN CLUTCH W/RETARDER
D84	18	3A	561740	A/C JCT BOX	WATER VALVE
D85	18	3A	561740	A/C JCT BOX	WATER PUMP

DIODE CODE (D) Page H:1

NO.	PAGE	AMP	#PREVOST	LOCATION	FUNCTION

LAZER FORMAT "A" ECHELLE 3.2:1

RELAYS CODE (R) Page I:1

NO.	PAGE	COIL V	#PREVOST	LOCATION	FUNCTION
R1	1	24V	561991	FR JCT BOX	ENGINE RUN (24) FR
R2	2	24V	561991	BATT. CPT.	ENGINE RUN (12) FR & RR
R3	4	24V	561707	BATT. CPT.	FIELD RELAY
R4	4	24V	561005	BATT. CPT.	STARTING MOTOR
R5	5	24V	561707	FR JCT BOX	CRUISE CTR. STOP SIGN.
R6	11	24V	561707	RR JCT BOX	STOP LTS-PARKING BRAKE
R7	5	24V	561707	FR JCT BOX	FAST IDLE
R8	6	24V	561707	RR JCT BOX	12V IGNITION WT
R9	11	24V	561707	RR JCT BOX	BACK-UP LTS
R11	5	24V	561707	RR JCT BOX	12V IGNITION DDEC3
R12	7	12V	562092	FR JCT BOX	ELECTRICAL HORNS
R13	11	24V	561707	FR JCT BOX	FOG LTS
R14	9	24V	561707	FR JCT BOX	BLINKER
R15	9	24V	561707	FR JCT BOX	FR MARKER LTS
R16	9	24V	561707	FR JCT BOX	IDENT. & CLEARANCE LTS
R17	9	24V	561707	RR JCT BOX	TAIL,LICENCE,MARKER-RR LTS
R18	9	24V	561707	FR JCT BOX	D R L-PARK BRK CUT-IN
R19	9	24V	561707	FR JCT BOX	HEADLAMPS (HI)
R20	9	24V	561707	FR JCT BOX	HEADLAMPS (LO)
R21	10	24V	561707	FR JCT BOX	L.H. DIRECTIONNAL LT
R22	7	24V	561707	FR JCT BOX	PARKING BRAKE - ALARM
R23	10	24V	561707	FR JCT BOX	R.H. DIRECTIONNAL LT
R24	10	24V	561707	FR JCT BOX	R.H. CORNERING LT
R25	10	24V	561707	FR JCT BOX	L.H. CORNERING LT
R26	11	24V	561707	RR JCT BOX	STOP LTS
R28	14	24V	561707	FR JCT BOX	DASH LTS RHEOSTAT
R33	18	12V	561538	FR JCT BOX	BLOWER CUT-IN RLY
R34	18	24V	561707	A/C JCT BOX	A/C LOGIC PANEL
R35	18	24V	561707	A/C JCT BOX	WATER PUMP
R36	18	24V	561707	A/C JCT BOX	A/C COMPRESSOR CLUTCH
R39	19	24V	560407	A/C JCT BOX	CONDENSER FAN MOTOR
R40	19	24V	561014	A/C JCT BOX	CONDENSER SPEED CTR HI
R41	19	24V	560407	A/C JCT BOX	CONDENSER SPEED CTR HI
R46	24	12V	562092	RR JCT BOX	CAMERA DOOR
R49	26	24V	561707	FR JCT BOX	ABS - SERVICE BRK RLY
R50	26	24V	561707	FR JCT BOX	ABS - VR2 RLY
R51	26	24V	561707	FR JCT BOX	ABS - WARNING RLY
R52	26	24V	561707	FR JCT BOX	ABS - VR1 RLY
R53	1	24V	561991	RR JCT BOX	ENGINE RUN (24) RR
R54	1	24V	561991	BATT. CPT.	12V CUT OUT RLY RR
R55	1	24V	561991	BATT. CPT.	12V CUT OUT RLY FR
R57	9	24V	561707	FR JCT BOX	DAY'S BLINKER
R59	11	24V	561707	RR JCT BOX	DOCKING LTS
R60	9	12V	561538	FR JCT BOX	DAYTIME RUN LTS
R61	11	24V	561707	RR JCT BOX	STOP LTS-JACOB & RET. SIGNAL
R64	14	12V	562092	FR JCT BOX	ENTRANCE DOOR SW. & LTS
R65	10	24V	561707	FR JCT BOX	CORNERING LTS CONTROL
R66	10	24V	561707	FR JCT BOX	LOW DOCKING-FR (CORNERING)
R67	11	24V	561707	RR JCT BOX	LOW DOCKING LTS
R68	26	24V	561557	FR JCT BOX	SOUND SYSTEM CUT IN
R69	15	12V	562092	RR JCT BOX	LUGGAGE DOOR LOCK
R70	15	12V	562092	RR JCT BOX	LUGGAGE DOOR UNLOCK
R71	15	24V	561707	RR JCT BOX	LUGGAGE DOOR UNLOCK T.T. LT.
R74	15	12V	562092	RR JCT BOX	LUGGAGE DOOR LOCK
R75	15	12V	562092	RR JCT BOX	LUGGAGE DOOR UNLOCK
R78	1	12V	561538	FR JCT BOX	MASTER SWITCH
R82	25	24V	561707	FR JCT BOX	RETARDER WT

RELAYS CODE (R) Page I:1

NO.	PAGE	COIL V	#PREVOST	LOCATION	FUNCTION
R83	9	12V	561538	FR JCT BOX	DAYTIME RUN LTS
R84	8	24V	561707	RR JCT BOX	FAN CLUTCH-FIRST SPEED
R85	8	24V	561707	RR JCT BOX	FAN CLUTCH-SECOND SPEED
R87	25	24V	561707	RR JCT BOX	ENGINE BRAKE REQUEST WT
R88	11	24V	561707	RR JCT BOX	DOCKING LTS WITH FLASHER (SPECIAL)
R89	16	24V	561707	FR JCT BOX	HEATING WINDSHIELD
R90	16	24V	561707	FR JCT BOX	HEATING WINDSHIELD
R91	16	24V	561707	FR JCT BOX	HEATING WINDSHIELD
R92	16	24V	561707	FR JCT BOX	HEATING WINDSHIELD
R93	17	24V	561707	RR JCT BOX	PRE-HEAT WATER HEATER (WEBASTO)

LAZER FORMAT "A" ECHELLE 3.2:1

RELAYS CODE (R) Page I:1

NO.	PAGE	COIL V	#PREVOST	LOCATION	FUNCTION
R1	1	24V	561991	FR JCT BOX	ENGINE RUN (24) FR
R2	2	24V	561991	BATT. CPT.	ENGINE RUN (12) FR & RR
R3	4	24V	561707	BATT. CPT.	FIELD RELAY
R4	4	24V	561005	BATT. CPT.	STARTING MOTOR
R5	5	24V	561707	FR JCT BOX	CRUISE CTR. STOP SIGN.
R6	11	24V	561707	RR JCT BOX	STOP LTS-PARKING BRAKE
R7	5	24V	561707	FR JCT BOX	FAST IDLE
R8	6	24V	561707	RR JCT BOX	12V IGNITION WT
R9	11	24V	561707	RR JCT BOX	BACK-UP LTS
R11	5	24V	561707	RR JCT BOX	12V IGNITION DDEC3
R12	7	12V	562092	FR JCT BOX	ELECTRICAL HORNS
R13	11	24V	561707	FR JCT BOX	FOG LTS
R14	9	24V	561707	FR JCT BOX	BLINKER
R15	9	24V	561707	FR JCT BOX	FR MARKER LTS
R16	9	24V	561707	FR JCT BOX	IDENT. & CLEARANCE LTS
R17	9	24V	561707	RR JCT BOX	TAIL,LICENCE,MARKER-RR LTS
R18	9	24V	561707	FR JCT BOX	D R L-PARK BRK CUT-IN
R19	9	24V	561707	FR JCT BOX	HEADLAMPS (HI)
R20	9	24V	561707	FR JCT BOX	HEADLAMPS (LO)
R21	10	24V	561707	FR JCT BOX	L.H. DIRECTIONNAL LT
R22	7	24V	561707	FR JCT BOX	PARKING BRAKE - ALARM
R23	10	24V	561707	FR JCT BOX	R.H. DIRECTIONNAL LT
R24	10	24V	561707	FR JCT BOX	R.H. CORNERING LT
R25	10	24V	561707	FR JCT BOX	L.H. CORNERING LT
R26	11	24V	561707	RR JCT BOX	STOP LTS
R28	14	24V	561707	FR JCT BOX	DASH LTS RHEOSTAT
R33	18	12V	561538	FR JCT BOX	BLOWER CUT-IN RLY
R34	18	24V	561707	A/C JCT BOX	A/C LOGIC PANEL
R35	18	24V	561707	A/C JCT BOX	WATER PUMP
R36	18	24V	561707	A/C JCT BOX	A/C COMPRESSOR CLUTCH
R39	19	24V	560407	A/C JCT BOX	CONDENSER FAN MOTOR
R40	19	24V	561014	A/C JCT BOX	CONDENSER SPEED CTR HI
R41	19	24V	560407	A/C JCT BOX	CONDENSER SPEED CTR HI
R46	24	12V	562092	RR JCT BOX	CAMERA DOOR
R49	26	24V	561707	FR JCT BOX	ABS - SERVICE BRK RLY
R50	26	24V	561707	FR JCT BOX	ABS - VR2 RLY
R51	26	24V	561707	FR JCT BOX	ABS - WARNING RLY
R52	26	24V	561707	FR JCT BOX	ABS - VR1 RLY
R53	1	24V	561991	RR JCT BOX	ENGINE RUN (24) RR
R54	1	24V	561991	BATT. CPT.	12V CUT OUT RLY RR
R55	1	24V	561991	BATT. CPT.	12V CUT OUT RLY FR
R57	9	24V	561707	FR JCT BOX	DAY'S BLINKER
R59	11	24V	561707	RR JCT BOX	DOCKING LTS
R60	9	12V	561538	FR JCT BOX	DAYTIME RUN LTS
R61	11	24V	561707	RR JCT BOX	STOP LTS-JACOB & RET. SIGNAL
R64	14	12V	562092	FR JCT BOX	ENTRANCE DOOR SW. & LTS
R65	10	24V	561707	FR JCT BOX	CORNERING LTS CONTROL
R66	10	24V	561707	FR JCT BOX	LOW DOCKING-FR (CORNERING)
R67	11	24V	561707	RR JCT BOX	LOW DOCKING LTS
R68	26	24V	561557	FR JCT BOX	SOUND SYSTEM CUT IN
R69	15	12V	562092	RR JCT BOX	LUGGAGE DOOR LOCK
R70	15	12V	562092	RR JCT BOX	LUGGAGE DOOR UNLOCK
R71	15	24V	561707	RR JCT BOX	LUGGAGE DOOR UNLOCK T.T. LT.
R74	15	12V	562092	RR JCT BOX	LUGGAGE DOOR LOCK
R75	15	12V	562092	RR JCT BOX	LUGGAGE DOOR UNLOCK
R78	1	12V	561538	FR JCT BOX	MASTER SWITCH
R82	25	24V	561707	FR JCT BOX	RETARDER WT

RELAYS CODE (R) Page I:1

NO.	PAGE	COIL V	#PREVOST	LOCATION	FUNCTION
R83	9	12V	561538	FR JCT BOX	DAYTIME RUN LTS
R84	8	24V	561707	RR JCT BOX	FAN CLUTCH-FIRST SPEED
R85	8	24V	561707	RR JCT BOX	FAN CLUTCH-SECOND SPEED
R87	25	24V	561707	RR JCT BOX	ENGINE BRAKE REQUEST WT
R88	11	24V	561707	RR JCT BOX	DOCKING LTS WITH FLASHER (SPECIAL)
R89	16	24V	561707	FR JCT BOX	HEATING WINDSHIELD
R90	16	24V	561707	FR JCT BOX	HEATING WINDSHIELD
R91	16	24V	561707	FR JCT BOX	HEATING WINDSHIELD
R92	16	24V	561707	FR JCT BOX	HEATING WINDSHIELD
R93	17	24V	561707	RR JCT BOX	PRE-HEAT WATER HEATER (WEBASTO)
R99	8	24V	561707	RR JCT BOX	RADIATOR FAN CLUTCH
RF1	8	24V	561707	RR JCT BOX	FAN CLUTCH W/RET. SPEED 1
RF2	8	24V	561707	RR JCT BOX	FAN CLUTCH W/RET. SPEED 2
RF3	8	24V	561707	RR JCT BOX	FAN CLUTCH W/RET. TIME DELAY

RELAYS CODE (R) Page I : 1

NO.	PAGE	COIL V	#PREVOST	LOCATION	FUNCTION
R1	1	24V	561991	FR JCT BOX	ENGINE RUN (24) FR
R2	2	24V	561991	BATT. CPT.	ENGINE RUN (12) FR & RR
R3	4	24V	561707	BATT. CPT.	FIELD RELAY
R4	4	24V	561005	BATT. CPT.	STARTING MOTOR
R5	5	24V	561707	FR JCT BOX	CRUISE CTR. STOP SIGN.
R6	11	24V	561707	RR JCT BOX	STOP LTS-PARKING BRAKE
R7	5	24V	561707	FR JCT BOX	FAST IDLE
R8	6	24V	561707	RR JCT BOX	12V IGNITION WT
R9	11	24V	561707	RR JCT BOX	BACK-UP LTS
R11	5	24V	561707	RR JCT BOX	12V IGNITION DDEC3
R12	7	12V	562092	FR JCT BOX	ELECTRICAL HORNS
R13	11	24V	561707	FR JCT BOX	FOG LTS
R14	9	24V	561707	FR JCT BOX	BLINKER
R15	9	24V	561707	FR JCT BOX	FR MARKER LTS
R16	9	24V	561707	FR JCT BOX	IDENT. & CLEARANCE LTS
R17	9	24V	561707	RR JCT BOX	TAIL,LICENCE,MARKER-RR LTS
R18	9	24V	561707	FR JCT BOX	D R L-PARK BRK CUT-IN
R19	9	24V	561707	FR JCT BOX	HEADLAMPS (HI)
R20	9	24V	561707	FR JCT BOX	HEADLAMPS (LO)
R21	10	24V	561707	FR JCT BOX	L.H. DIRECTIONNAL LT
R22	7	24V	561707	FR JCT BOX	PARKING BRAKE - ALARM
R23	10	24V	561707	FR JCT BOX	R.H. DIRECTIONNAL LT
R24	10	24V	561707	FR JCT BOX	R.H. CORNERING LT
R25	10	24V	561707	FR JCT BOX	L.H. CORNERING LT
R26	11	24V	561707	RR JCT BOX	STOP LTS
R28	14	24V	561707	FR JCT BOX	DASH LTS RHEOSTAT
R33	18	12V	561538	FR JCT BOX	BLOWER CUT-IN RLY
R34	18	24V	561707	A/C JCT BOX	A/C LOGIC PANEL
R35	18	24V	561707	A/C JCT BOX	WATER PUMP
R36	18	24V	561707	A/C JCT BOX	A/C COMPRESSOR CLUTCH
R39	19	24V	560407	A/C JCT BOX	CONDENSER FAN MOTOR
R40	19	24V	561014	A/C JCT BOX	CONDENSER SPEED CTR HI
R41	19	24V	560407	A/C JCT BOX	CONDENSER SPEED CTR HI
R46	24	12V	562092	RR JCT BOX	CAMERA DOOR
R49	26	24V	561707	FR JCT BOX	ABS - SERVICE BRK RLY
R50	26	24V	561707	FR JCT BOX	ABS - VR2 RLY
R51	26	24V	561707	FR JCT BOX	ABS - WARNING RLY
R52	26	24V	561707	FR JCT BOX	ABS - VR1 RLY
R53	1	24V	561991	RR JCT BOX	ENGINE RUN (24) RR
R54	1	24V	561991	BATT. CPT.	12V CUT OUT RLY RR
R55	1	24V	561991	BATT. CPT.	12V CUT OUT RLY FR
R57	9	24V	561707	FR JCT BOX	DAY'S BLINKER
R59	11	24V	561707	RR JCT BOX	DOCKING LTS
R60	9	12V	561538	FR JCT BOX	DAYTIME RUN LTS
R61	11	24V	561707	RR JCT BOX	STOP LTS-JACOB & RET. SIGNAL
R64	14	12V	562092	FR JCT BOX	ENTRANCE DOOR SW. & LTS
R65	10	24V	561707	FR JCT BOX	CORNERING LTS CONTROL
R66	10	24V	561707	FR JCT BOX	LOW DOCKING-FR (CORNERING)
R67	11	24V	561707	RR JCT BOX	LOW DOCKING LTS
R68	26	24V	561557	FR JCT BOX	SOUND SYSTEM CUT IN
R69	15	12V	562092	RR JCT BOX	LUGGAGE DOOR LOCK
R70	15	12V	562092	RR JCT BOX	LUGGAGE DOOR UNLOCK
R71	15	24V	561707	RR JCT BOX	LUGGAGE DOOR UNLOCK T.T. LT.
R74	15	12V	562092	RR JCT BOX	LUGGAGE DOOR LOCK
R75	15	12V	562092	RR JCT BOX	LUGGAGE DOOR UNLOCK
R78	1	12V	561538	FR JCT BOX	MASTER SWITCH
R80	13	24V	561707	RR JCT BOX	ENGINE COMPARTMENT LTS
R82	25	24V	561707	FR JCT BOX	RETARDER WT

RELAYS CODE (R) Page I : 1

NO.	PAGE	COIL V	#PREVOST	LOCATION	FUNCTION
R83	9	12V	561538	FR JCT BOX	DAYTIME RUN LTS
R84	8	24V	561707	RR JCT BOX	FAN CLUTCH-FIRST SPEED
R85	8	24V	561707	RR JCT BOX	FAN CLUTCH-SECOND SPEED
R87	25	24V	561707	RR JCT BOX	ENGINE BRAKE REQUEST WT
R88	11	24V	561707	RR JCT BOX	DOCKING LTS WITH FLASHER (SPECIAL)
R89	16	24V	561707	FR JCT BOX	HEATING WINDSHIELD
R90	16	24V	561707	FR JCT BOX	HEATING WINDSHIELD
R91	16	24V	561707	FR JCT BOX	HEATING WINDSHIELD
R92	16	24V	561707	FR JCT BOX	HEATING WINDSHIELD
R93	17	24V	561707	RR JCT BOX	PRE-HEAT WATER HEATER (WEBASTO)
R99	8	24V	561707	RR JCT BOX	RADIATOR FAN CLUTCH
RF1	8	24V	561707	RR JCT BOX	FAN CLUTCH W/RET. SPEED 1
RF2	8	24V	561707	RR JCT BOX	FAN CLUTCH W/RET. SPEED 2
RF3	8	24V	561707	RR JCT BOX	FAN CLUTCH W/RET. TIME DELAY
VIMN	6	12V	562092	RR JCT BOX	VIM WORLD TR.-NEUTRAL SIGNAL
VIMR	6	12V	562092	RR JCT BOX	VIM WORLD TR.-B/U SIGNAL
VIM1	6	12V	562092	RR JCT BOX	VIM WORLD TR.-OUTPUT 1
VIM2	6	12V	562092	RR JCT BOX	VIM WORLD TR.-OUTPUT 2 ENG. BRK DISABLE
VIM3	6	12V	562092	RR JCT BOX	VIM WORLD TR.-OUTPUT 3 SPD SW. 5MPH NO NC
VIM4	6	12V	562092	RR JCT BOX	VIM WORLD TR.-OUTPUT 4 RETARDER ON SIGNAL

LAZER FORMAT "A" ECHELLE 3.2:1

RESISTOR CODE (RS) Page J:1

NO.	PAGE	OHM(S)	#PREVOST	LOCATION	FUNCTION
RS1	5	11 K	561898	FR JCT BOX	FAST IDLE DDEC CONTROL
RS2	5	3.6 K	561897	FR JCT BOX	FAST IDLE DDEC CONTROL
RS3	11	1 (2)	561537	FR SERV. COMPT.	FOG LT - RH
RS4	11	1 (2)	561537	FR SERV. COMPT.	FOG LT - LH
RS5	10	1 (2)	061976	FR JCT BOX	CORNERING LT - LH
RS7	11	.82 (2)	060806	RR JCT BOX	PARKING BRAKE STOP LTS
RS8	10	1 (2)	061976	FR JCT BOX	CORNERING LT - RH
RS9	11	1 (2)	061976	RR JCT BOX	DOCKING LT - RH
RS10	11	1 (2)	061976	RR JCT BOX	DOCKING LT - LH
RS14	9	.82 (2)	060806	FR JCT BOX	DAYTIME RUN LTS
RS15	10	1 (2)	061976	FR JCT BOX	LOW DOCKING LTS - FRONT
RS16	11	1 (2)	061976	RR JCT BOX	LOW DOCKING LTS - REAR
RS17	7	220	562498	ALARM JCT. BOX	FIRE ALARM

RESISTOR CODE (RS) Page J:1

NO.	PAGE	OHM(S)	#PREVOST	LOCATION	FUNCTION

LAZER FORMAT "A" ECHELLE 3.2:1

RESISTOR CODE (RS) Page J:1

NO.	PAGE	OHM(S)	#PREVOST	LOCATION	FUNCTION
RS1	5	11 K	561898	FR JCT BOX	FAST IDLE DDEC CONTROL
RS2	5	3.6 K	561897	FR JCT BOX	FAST IDLE DDEC CONTROL
RS3	11	1 (2)	561537	FR SERV. COMPT.	FOG LT - RH
RS4	11	1 (2)	561537	FR SERV. COMPT.	FOG LT - LH
RS5	10	1 (2)	061976	FR JCT BOX	CORNERING LT - LH
RS7	11	.82 (2)	060806	RR JCT BOX	PARKING BRAKE STOP LTS
RS8	10	1 (2)	061976	FR JCT BOX	CORNERING LT - RH
RS9	11	1 (2)	061976	RR JCT BOX	DOCKING LT - RH
RS10	11	1 (2)	061976	RR JCT BOX	DOCKING LT - LH
RS14	9	.82 (2)	060806	FR JCT BOX	DAYTIME RUN LTS
RS15	10	1 (2)	061976	FR JCT BOX	LOW DOCKING LTS - FRONT
RS16	11	1 (2)	061976	RR JCT BOX	LOW DOCKING LTS - REAR
RS17	7	220	562498	ALARM JCT. BOX	FIRE ALARM
RS18	8	75 K	064208	RR JCT BOX	RAD. FAN CLUTCH W/RETARDER

RESISTOR CODE (RS) Page J:1

NO.	PAGE	OHM(S)	#PREVOST	LOCATION	FUNCTION

WIRING DIAGRAM KEYS

24-85B-16
- GAUGE
- CIRCUIT NUMBER
- CIRCUIT VOLTAGE

WIRE CROSSING

WIRE SOLDERING JOINT

SHIELDED WIRES

TWISTED WIRES

STUD TERMINAL

JUNCTION BLOCK

DUMMY

FS — FROM GROUND STUD GROUND SECTION

CHASSIS GROUND

ACCESSORY CHASSIS GROUND

C23 — CONNECTOR CODE NUMBER
5 — PIN TERMINAL, CAVITY NUMBER, SOCKET TERMINAL

TELL-TALE LAMP

ILLUMINATING LAMP

FLUORESCENT LAMP

D3 — CODE NUMBER
ANODE — CATHODE — DIODE/RECTIFIER

RS2 — CODE NUMBER
4.3 KΩ — RESISTOR OHMS

CODE NUMBER — R2 — RELAY S.P.D.T. SINGLE POLE, DOUBLE THROW, SUPPRESSOR DIODE
COIL <85 — 86> COIL
N.O. <87 — 30> COM.
N.C. <87A

CODE NUMBER — R2 — RELAY S.P.S.T. SINGLE POLE, SINGLE THROW, SUPPRESSOR DIODE
COIL <85 — 86> COIL
N.O. <87 — 30> COM.

CODE NUMBER — R2 — RELAY S.P.D.T. SINGLE POLE, DOUBLE THROW
COIL <85 — 86> COIL
N.O. <87 — 30> COM.
N.C. <87A

CODE NUMBER → R2 — RELAY-MAGNETIC D.P.D.T. DOUBLE POLE, DOUBLE THROW
COIL — COIL
COM. — N.O.
COM. — N.C.
BAT.

CODE NUMBER → R2 — RELAY-MAGNETIC S.P.S.T. SINGLE POLE, SINGLE THROW
COIL — COIL
COM. — N.O.
BAT.

7.5 — AMPACITY FUSE

CB23 — CIRCUIT BREAKER CODE NUMBER
10A — AMPACITY

N.O. / N.C. / COM. — SWITCH S.P.D.T. SINGLE POLE, DOUBLE THROW

PRESSURE SWITCH N.C.

PRESSURE SWITCH N.O.

SWITCH MOMENTARY CONTACT

SWITCH PUSH BUTTON

SWITCH MECHANICAL LOCK

M — ELECTRIC MOTOR

110V EXTERIOR PLUG RECEPTACLE

ELECTRIC HORN

THERMOSTAT

HEATER

SOLENOID VALVE

BATTERY

FR. JCT BOX - JUNCTION BLOCK

RR. JCT BOX - JUNCTION BLOCK

BAT. JCT PANEL - JUNCTION BLOCK

BLK	BLACK
YEL	YELLOW
RED	RED
WH	WHITE
GRY	GREY
ORA	ORANGE
BLU	BLUE
GRN	GREEN
BRN	BROWN
PUR	PURPLE
PK	PINK

PREVOST CAR inc.	WIRING DIAGRAM	NO: D060870	P. K	REVISION 000

FUSE CODE (F)

Page F : 1

NO.	PAGE	AMPERE	#PREVOST	LOCATION	FUNCTION
F1	6	10A	562407	RR JCT BOX	WORLD TRANSMISSION 12V BATTERY
F2	6	10A	562407	RR JCT BOX	WORLD TRANSMISSION 12V IGNITION

FUSE CODE (F)

Page F : 1

NO. PAGE AMPERE #PREVOST LOCATION FUNCTION

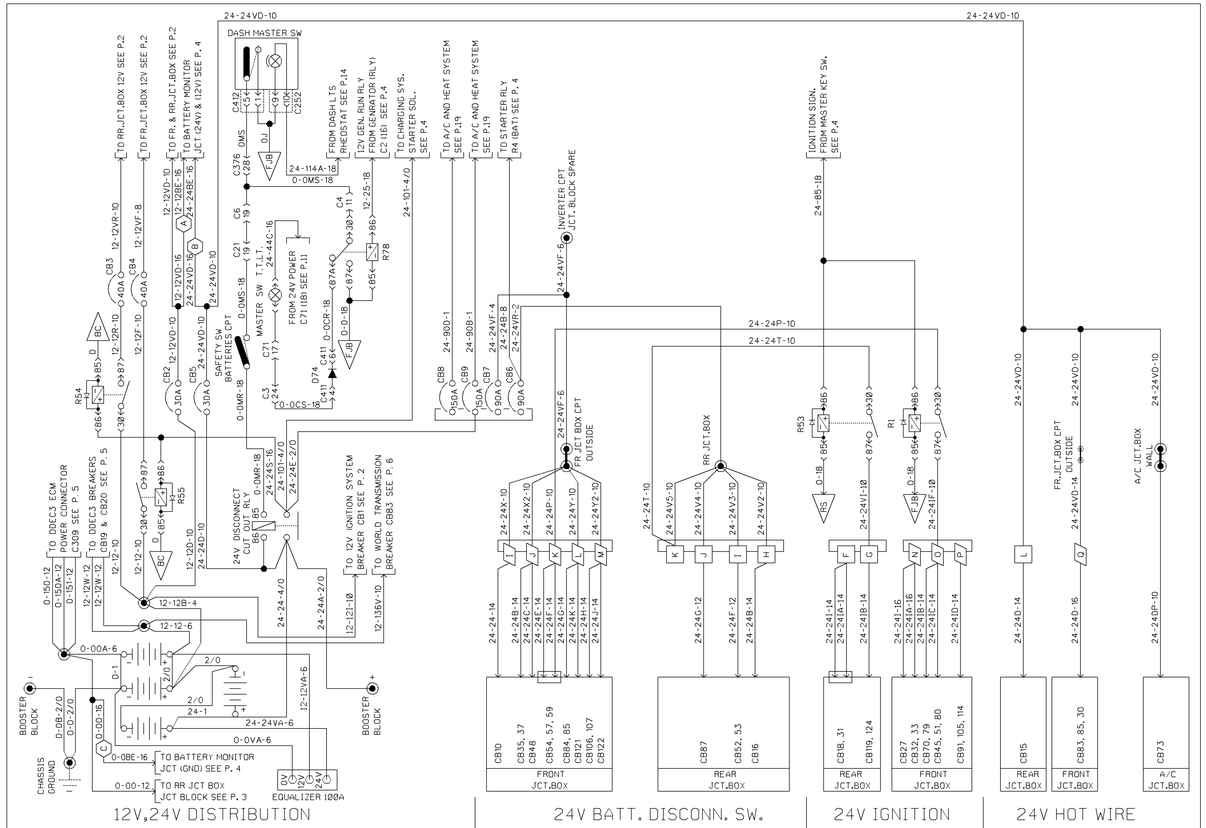
12V,24V DISTRIBUTION
24V BATT. DISCONN. SW.
24V IGNITION
24V HOT WIRE
DASH MASTER SW
SAFETY SW BATTERIES CPT
MASTER SW T.T.L.T.
24V DISCONNECT CUT OUT RLY
INVERTER CPT JCT. BLOCK SPARE
FR JCT BOX CPT OUTSIDE
RR JCT.BOX
FRONT JCT.BOX
REAR JCT.BOX
A/C JCT.BOX
BOOSTER BLOCK
CHASSIS GROUND
EQUALIZER 100A
TO BATTERY MONITOR JCT (GND) SEE P. 4
TO RR JCT BOX JCT BLOCK SEE P. 3
TO 12V IGNITION SYSTEM BREAKER CB1 SEE P. 2
TO WORLD TRANSMISSION BREAKER CB83 SEE P. 6
IGNITION SIGN. FROM MASTER-KEY SW. SEE P.4
TO A/C AND HEAT SYSTEM SEE P.19
TO STARTER RLY R4 (BAT) SEE P. 4
TO CHARGING SYS. STARTER SOL. SEE P.4
FROM DASH LTS RHEOSTAT SEE P.14
12V GEN. RUN RLY FROM GENERATOR (RLY) C2 (16) SEE P.4
FROM 24V POWER C71 (18) SEE P.11
TO DDEC3 ECM POWER CONNECTOR C309 SEE P. 5
TO DDEC3 BREAKERS CB19 & CB20 SEE P. 5
TO RR JCT.BOX 12V SEE P.2
TO FR JCT.BOX 12V SEE P.2
TO FR. & RR JCT.BOX SEE P.2
TO BATTERY MONITOR JCT (24V) & (12V) SEE P. 4
TO 12V IGNITION SYSTEM BREAKER CB1 SEE P. 2
TO WORLD TRANSMISSION BREAKER CB83 SEE P. 6

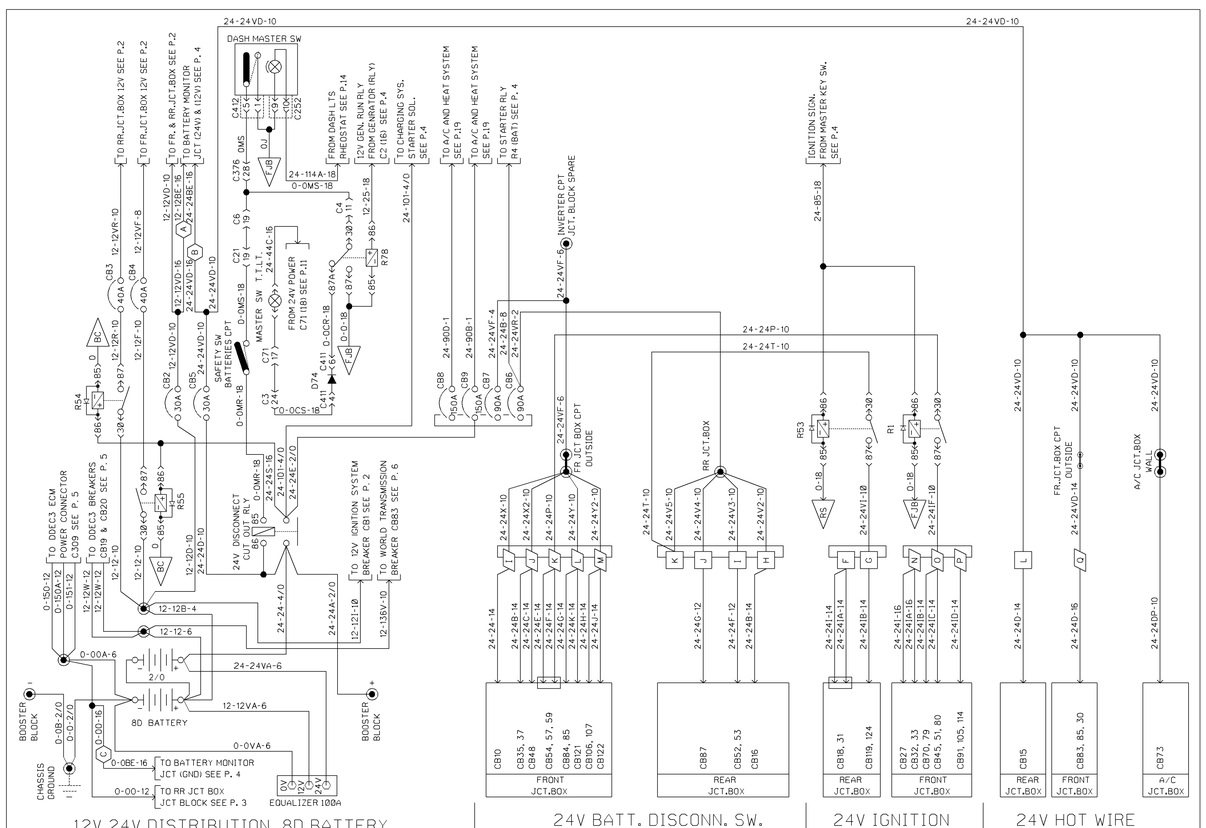
12V,24V DISTRIBUTION 8D BATTERY
24V BATT. DISCONN. SW.
24V IGNITION
24V HOT WIRE
DASH MASTER SW
SAFETY SW BATTERIES CPT
MASTER SW T.T.L.T.
24V DISCONNECT CUT OUT RLY
INVERTER CPT JCT. BLOCK SPARE
FR JCT BOX CPT OUTSIDE
RR JCT.BOX
FRONT JCT.BOX
REAR JCT.BOX
A/C JCT.BOX
BOOSTER BLOCK
CHASSIS GROUND
8D BATTERY
EQUALIZER 100A
TO BATTERY MONITOR JCT (GND) SEE P. 4
TO RR JCT BOX JCT BLOCK SEE P. 3
TO 12V IGNITION SYSTEM BREAKER CB1 SEE P. 2
TO WORLD TRANSMISSION BREAKER CB83 SEE P. 6
IGNITION SIGN. FROM MASTER-KEY SW. SEE P.4
TO A/C AND HEAT SYSTEM SEE P.19
TO STARTER RLY R4 (BAT) SEE P. 4
TO CHARGING SYS. STARTER SOL. SEE P.4
FROM DASH LTS RHEOSTAT SEE P.14
12V GEN. RUN RLY FROM GENERATOR (RLY) C2 (16) SEE P.4
FROM 24V POWER C71 (18) SEE P.11
TO DDEC3 ECM POWER CONNECTOR C309 SEE P. 5
TO DDEC3 BREAKERS CB19 & CB20 SEE P. 5
TO RR.JCT.BOX 12V SEE P.2
TO FR.JCT.BOX 12V SEE P.2
TO FR. & RR.JCT.BOX SEE P.2
TO BATTERY MONITOR JCT (24V) & (12V) SEE P. 4

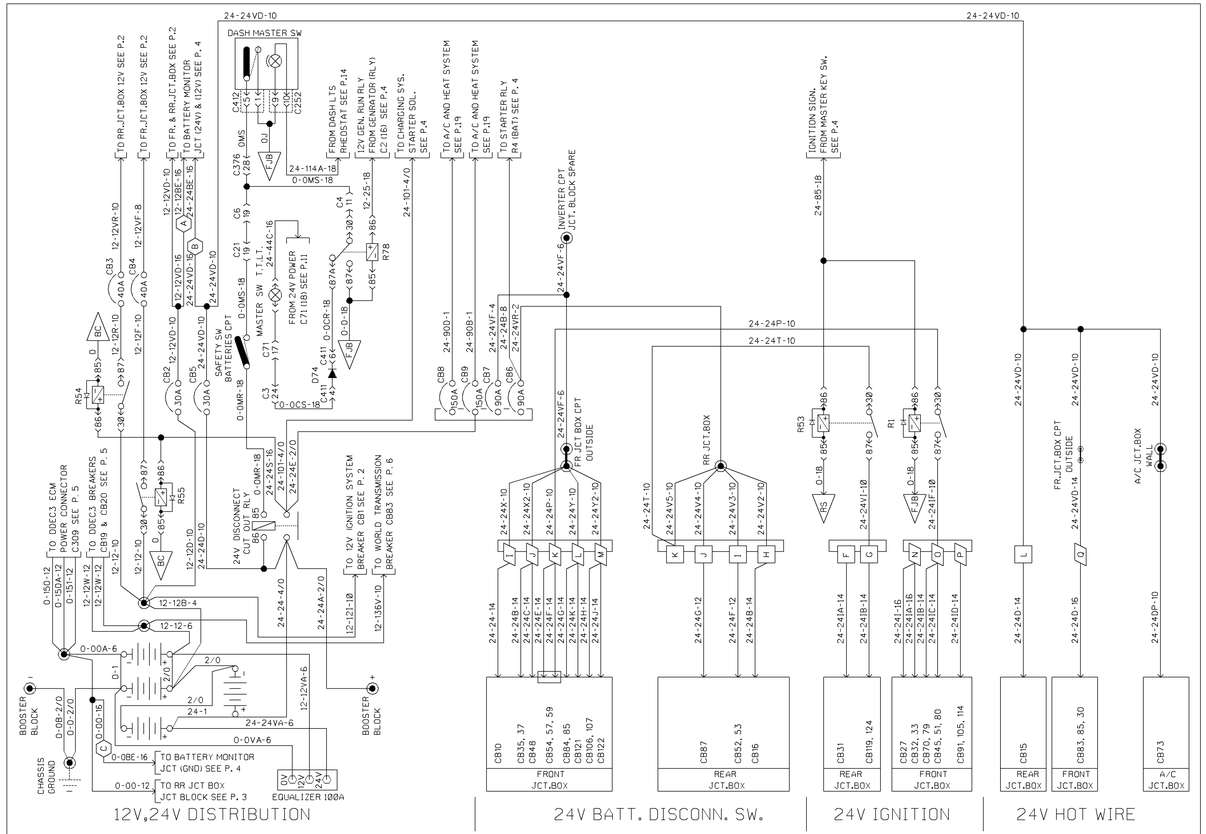

PREVOST CAR inc. | WIRING DIAGRAM | NO: D060870 | P. 1 ½ | REVISION 002

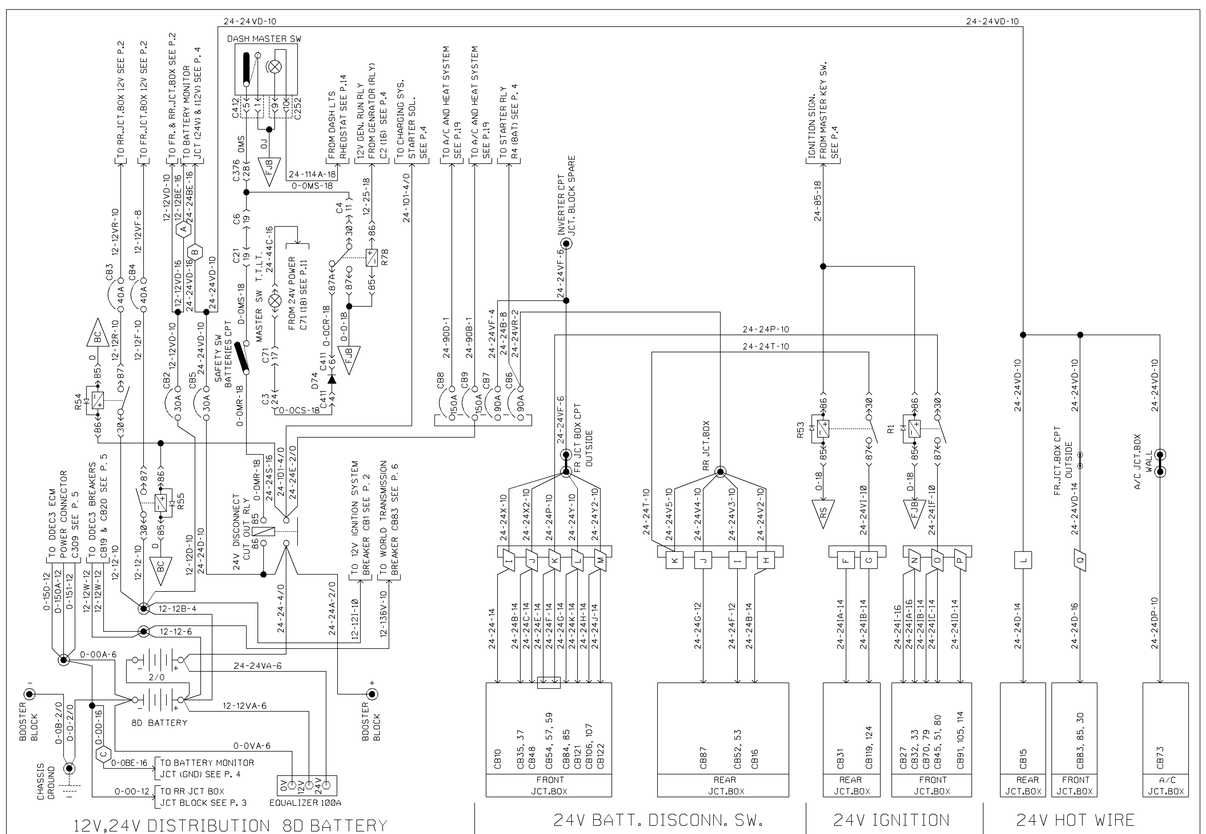

PREVOST CAR inc. | WIRING DIAGRAM | NO: D060870 | P. 1 2/2 prior | REVISION 002

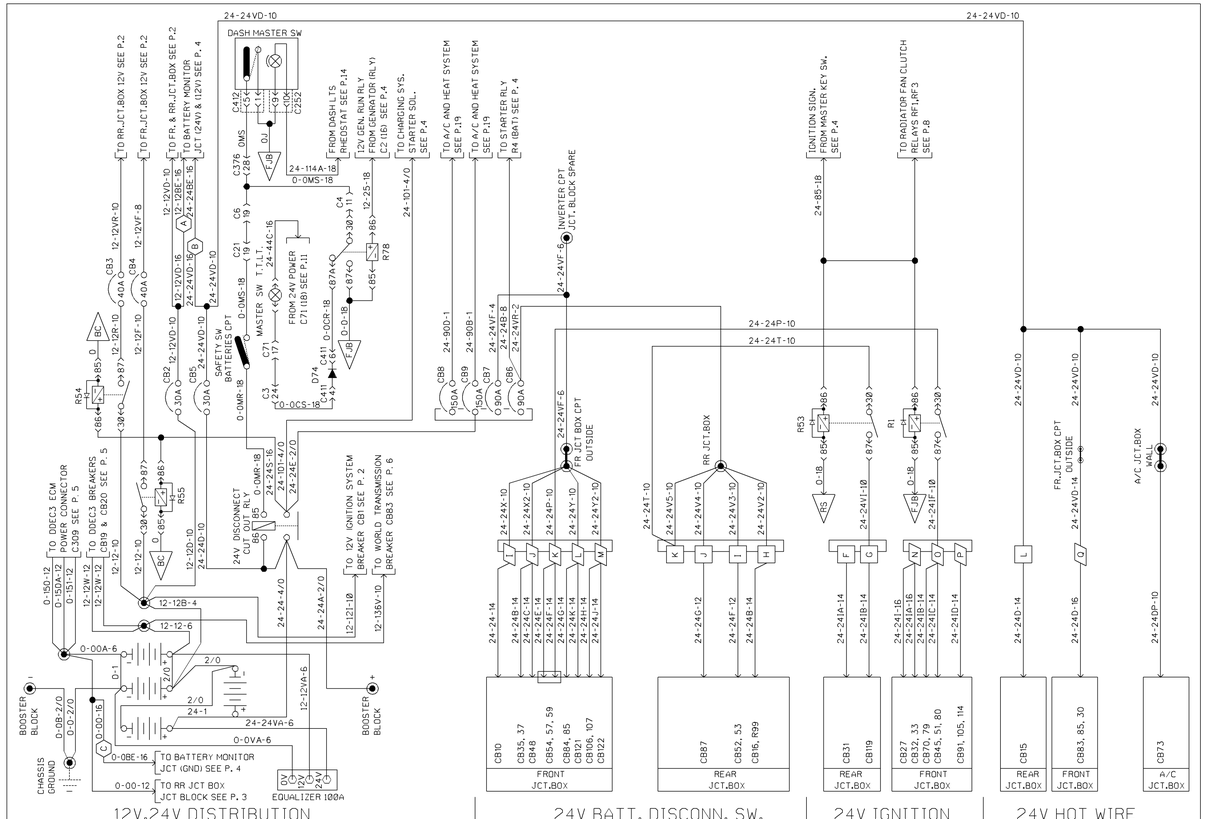

PREVOST CAR inc. | WIRING DIAGRAM | NO: D060870 | P. 1 ½ | REVISION 003

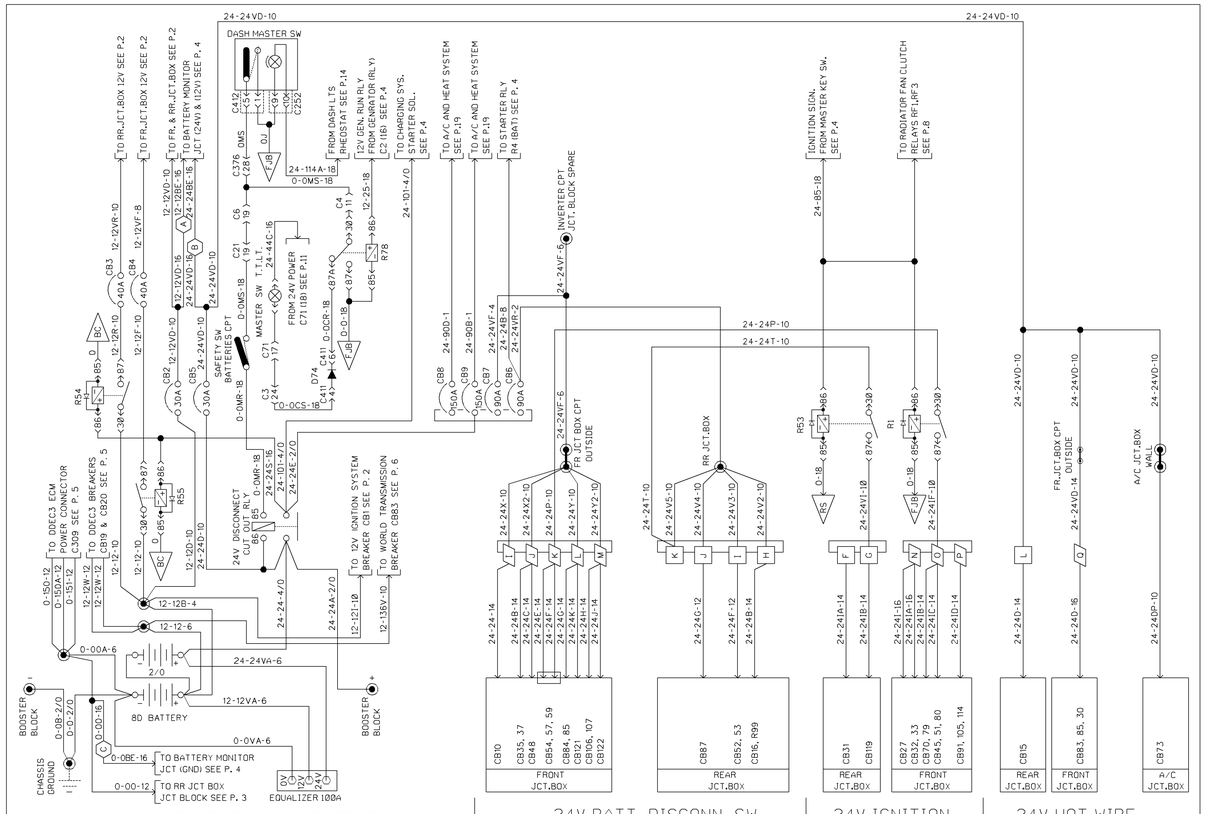

PREVOST CAR inc. | WIRING DIAGRAM | NO: D060870 | P. 1 2/2 | REVISION 003

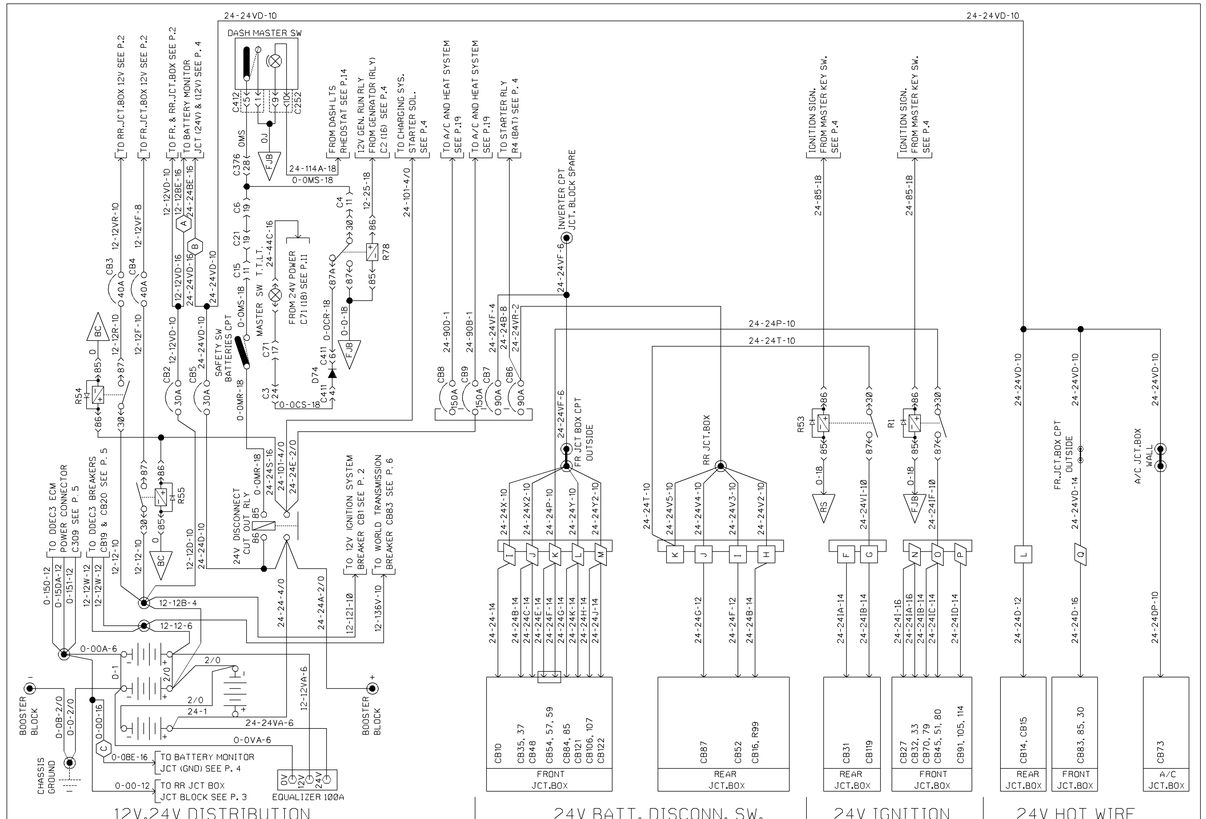

PREVOST CAR inc. | WIRING DIAGRAM | NO: D060870 | P. 1 ½ | REVISION 012

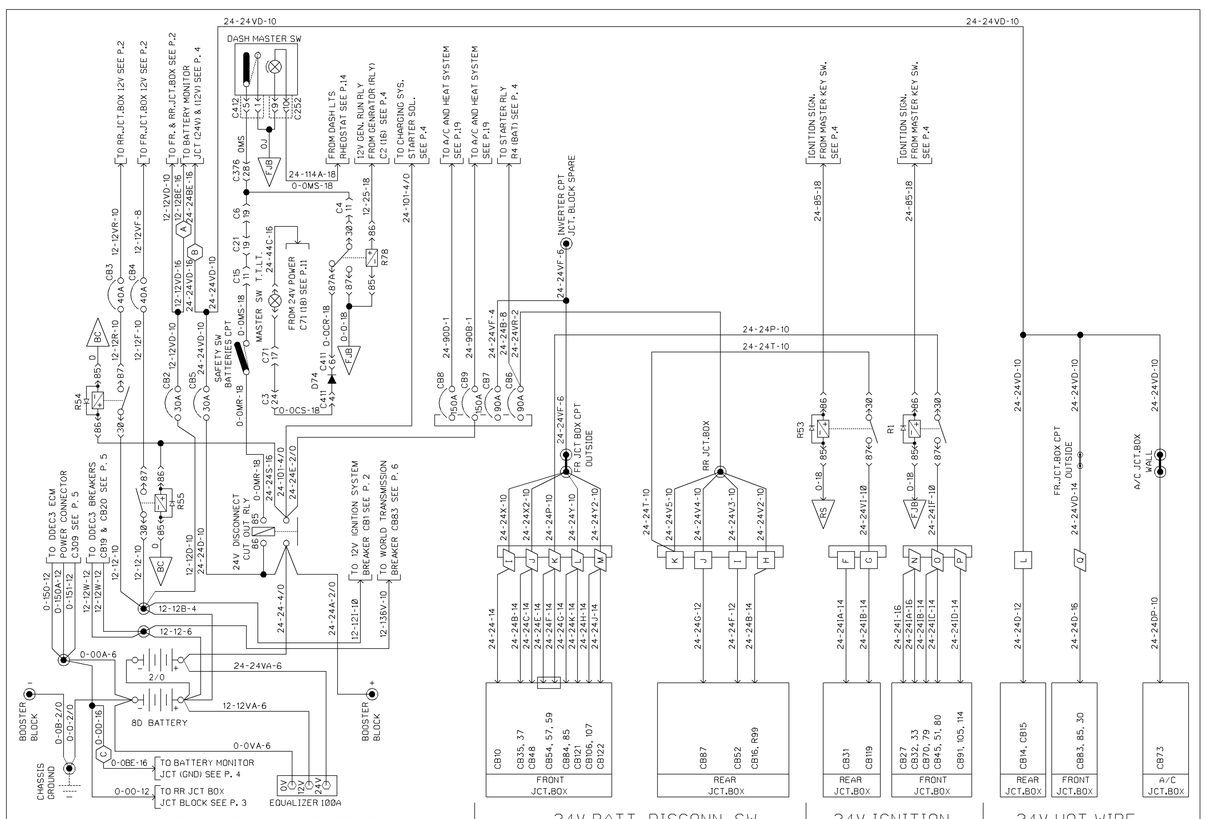

PREVOST CAR inc. | WIRING DIAGRAM | NO: D060870 | P. 1 2/2 | REVISION 012

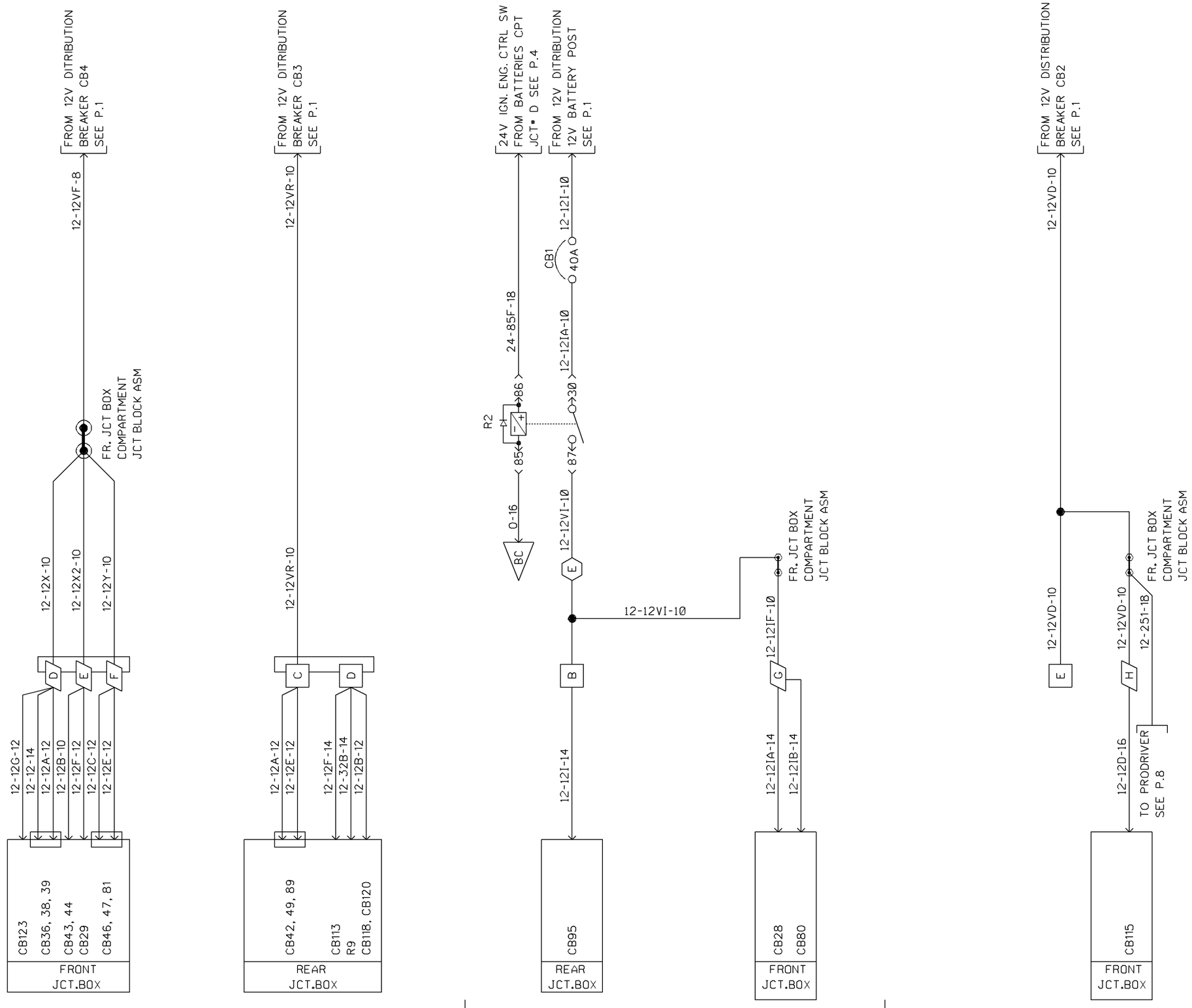

12V BATT. DISCONN. SW. | 12V IGNITION | 12V HOT WIRE

PREVOST CAR inc.	WIRING DIAGRAM	NO: D060870	P. 2	REVISION 000

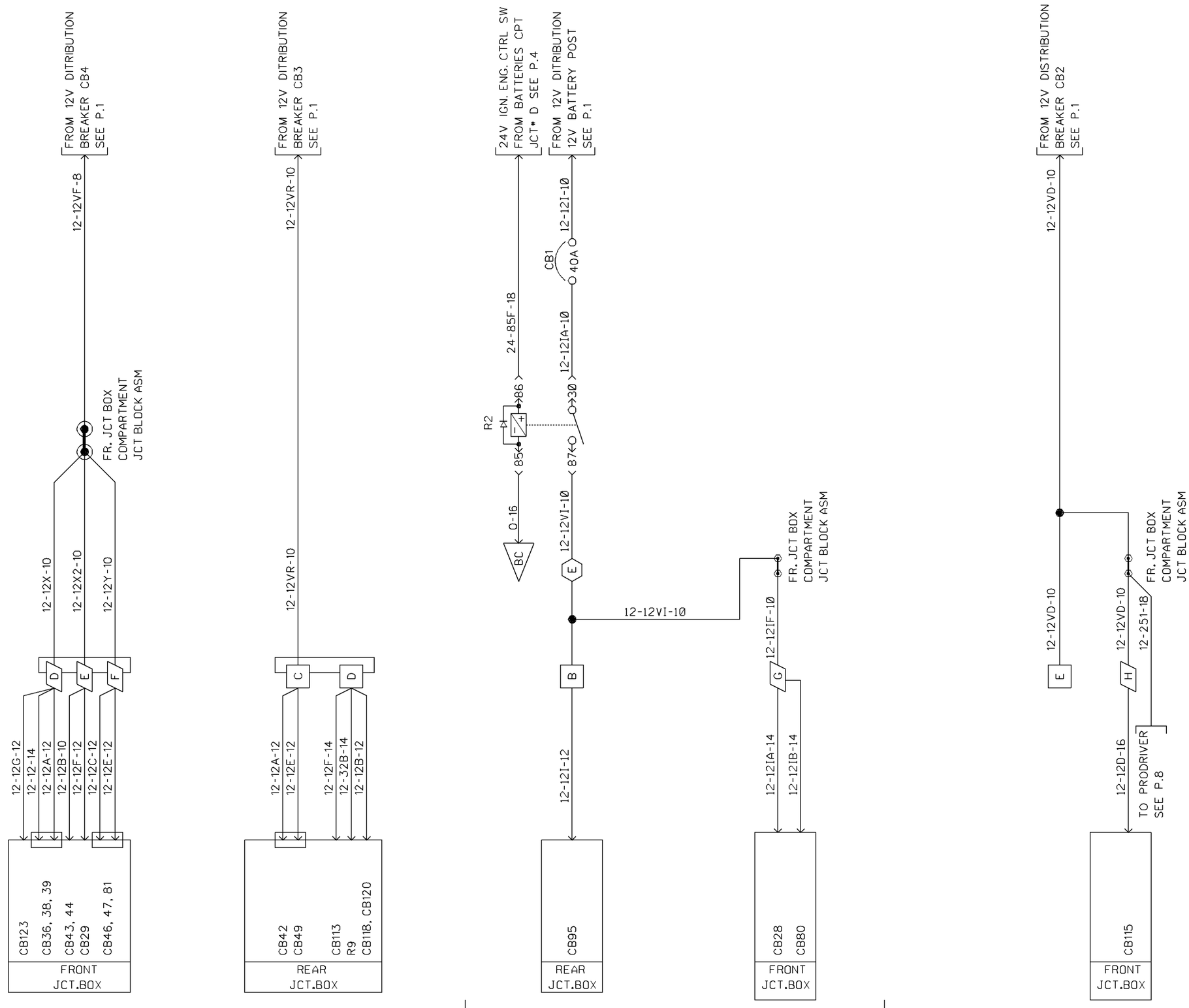

PREVOST CAR inc.	WIRING DIAGRAM	NO: D060870	P. 2	REVISION 012

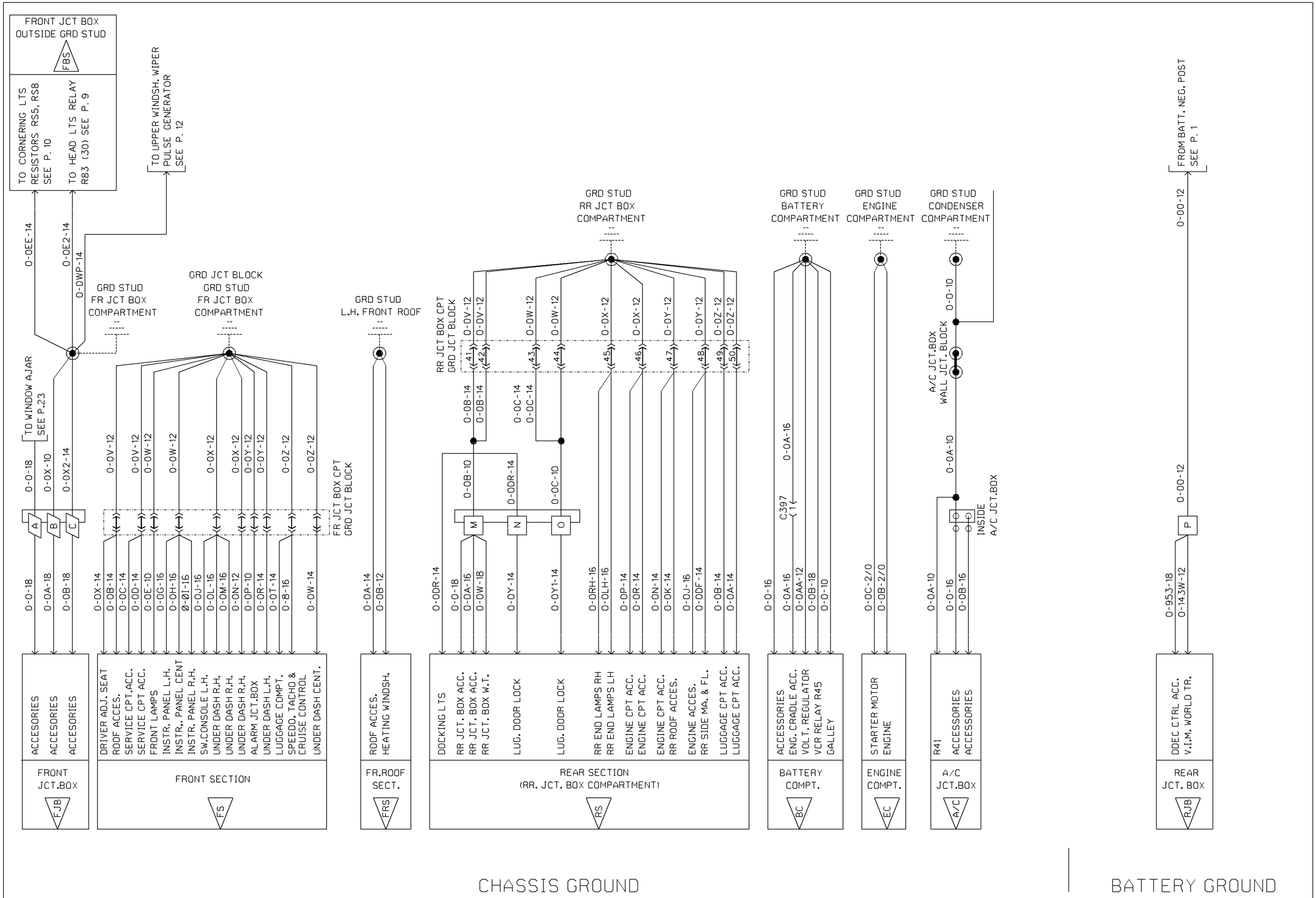
FRONT JCT BOX
OUTSIDE GRD STUD
FBS
TO CORNERING LTS RESISTORS RS5, RS8 SEE P. 10
TO HEAD LTS RELAY R83 (30) SEE P. 9
TO UPPER WINDSH. WIPER PULSE GENERATOR SEE P. 12
FROM BATT. NEG. POST SEE P. 1
O-OEE-14
O-OE2-14
O-OWP-14
GRD STUD FR JCT BOX COMPARTMENT
GRD JCT BLOCK GRD STUD FR JCT BOX COMPARTMENT
GRD STUD L.H. FRONT ROOF
GRD STUD RR JCT BOX COMPARTMENT
GRD STUD BATTERY COMPARTMENT
GRD STUD ENGINE COMPARTMENT
GRD STUD CONDENSER COMPARTMENT
TO WINDOW AJAR SEE P.23
O-0-18
O-0X-10
O-0X2-14
FR JCT BOX CPT GRD JCT BLOCK
RR JCT BOX CPT GRD JCT BLOCK
A/C JCT.BOX WALL JCT. BLOCK
INSIDE A/C JCT.BOX
O-0-10
O-00-12
O-0A-10
O-0A-16
C397
O-953-18
O-143W-12
ACCESORIES
DRIVER ADJ. SEAT
ROOF ACCES.
SERVICE CPT.ACC.
FRONT LAMPS
INSTR. PANEL L.H.
INSTR. PANEL CENT
INSTR. PANEL R.H.
SW.CONSOLE L.H.
UNDER DASH R.H.
ALARM JCT.BOX
LUGGAGE COMPT.
SPEEDO, TACHO & CRUISE CONTROL
UNDER DASH CENT.
HEATING WINDSH.
DOCKING LTS
RR JCT. BOX ACC.
RR JCT. BOX W.T.
LUG. DOOR LOCK
RR END LAMPS RH
RR END LAMPS LH
ENGINE CPT ACC.
RR ROOF ACCES.
ENGINE ACCES.
RR SIDE MA. & FL.
ACCESSORIES
ENG. CRADLE ACC.
VOLT. REGULATOR
VCR RELAY R45
GALLEY
STARTER MOTOR
ENGINE
R41
DDEC CTRL ACC.
V.I.M. WORLD TR.
FRONT JCT.BOX
FJB
FRONT SECTION
FS
FR.ROOF SECT.
FRS
REAR SECTION (RR. JCT. BOX COMPARTMENT)
RS
BATTERY COMPT.
BC
ENGINE COMPT.
EC
A/C JCT.BOX
A/C
REAR JCT. BOX
RJB
CHASSIS GROUND
BATTERY GROUND

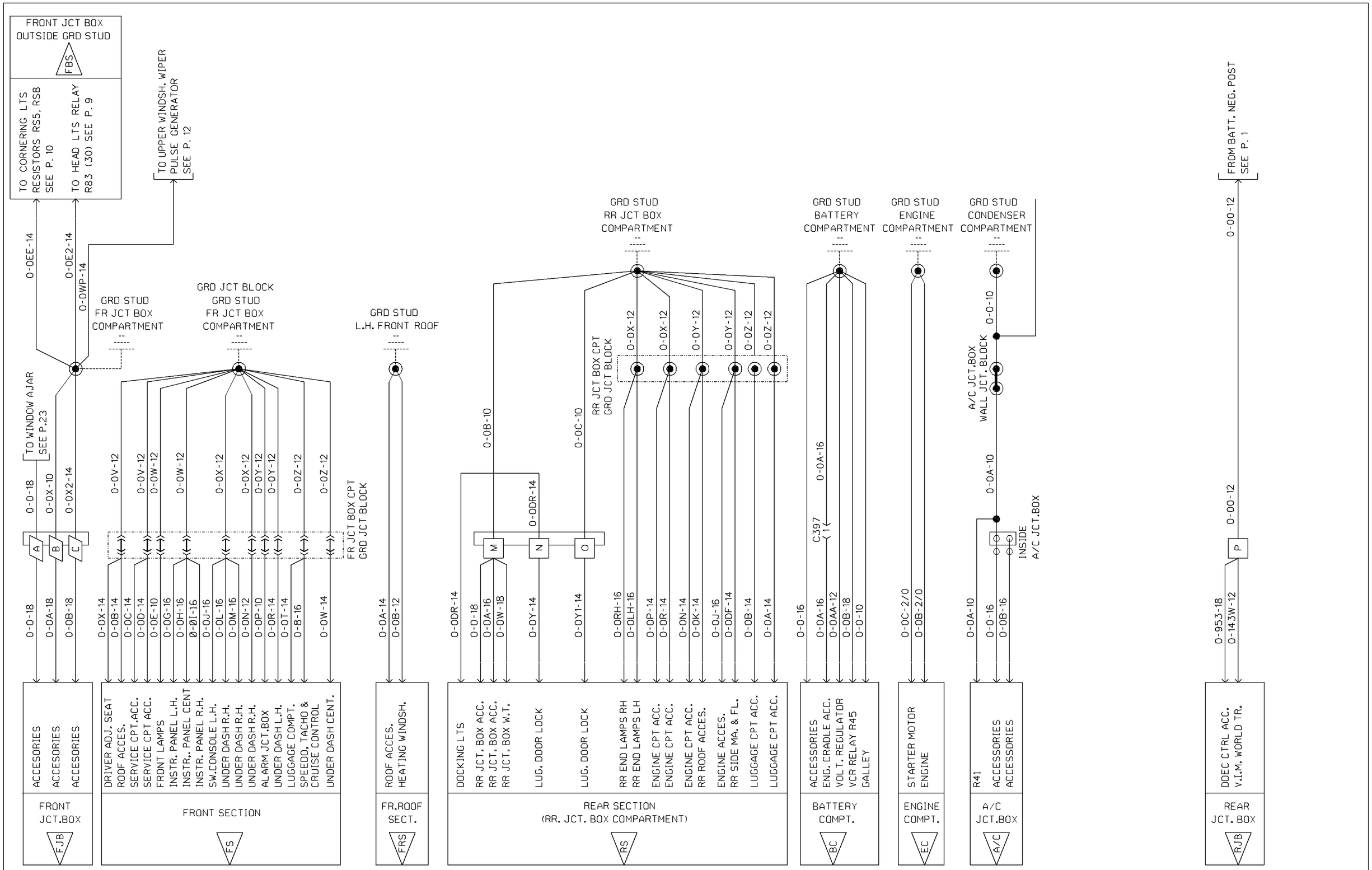

PREVOST CAR inc.	WIRING DIAGRAM	NO: D060870	P. 3	REVISION 012

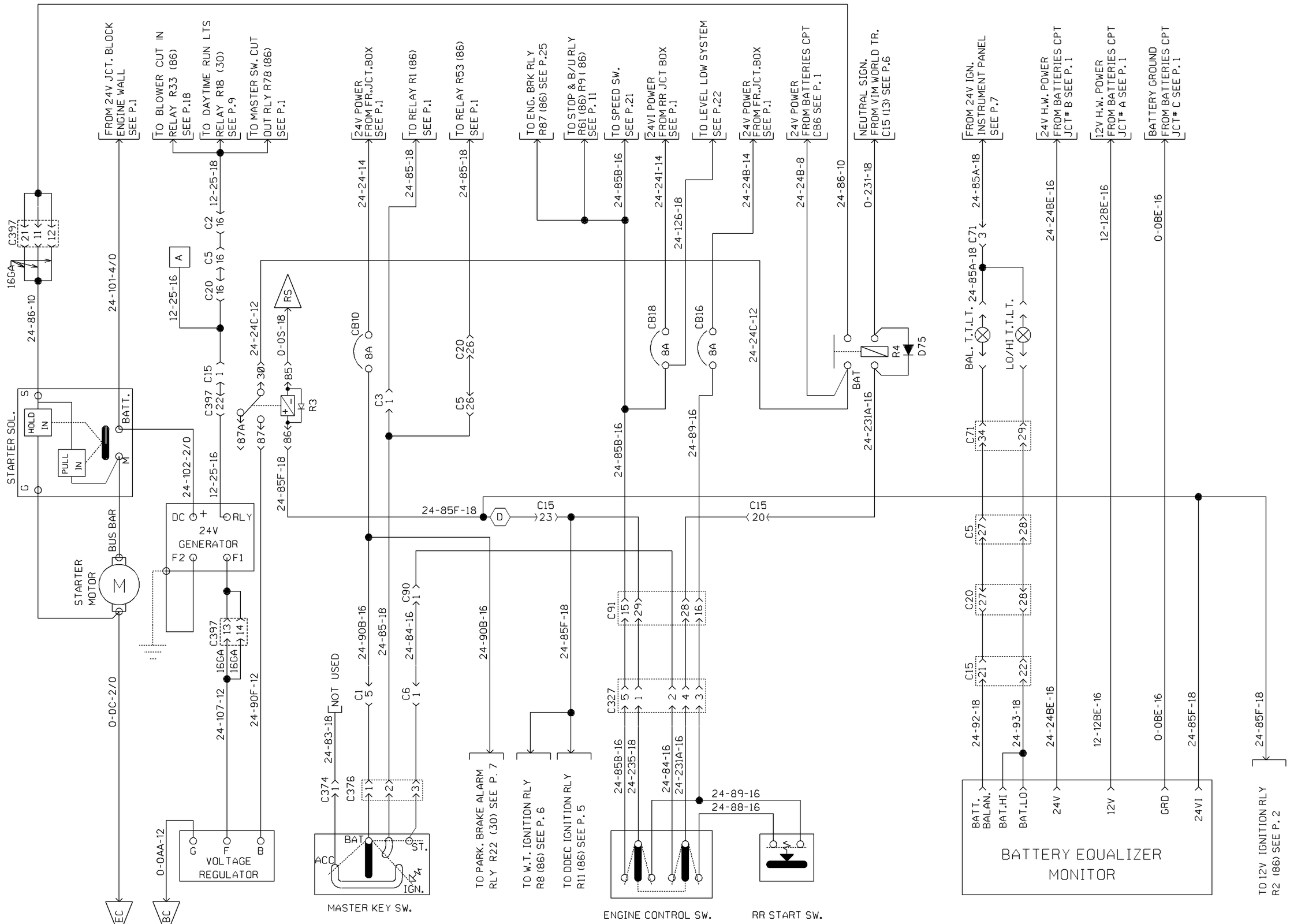

PREVOST CAR inc.	WIRING DIAGRAM	NO: D060870	P. 4	PRIOR	REVISION 000 95/11/17

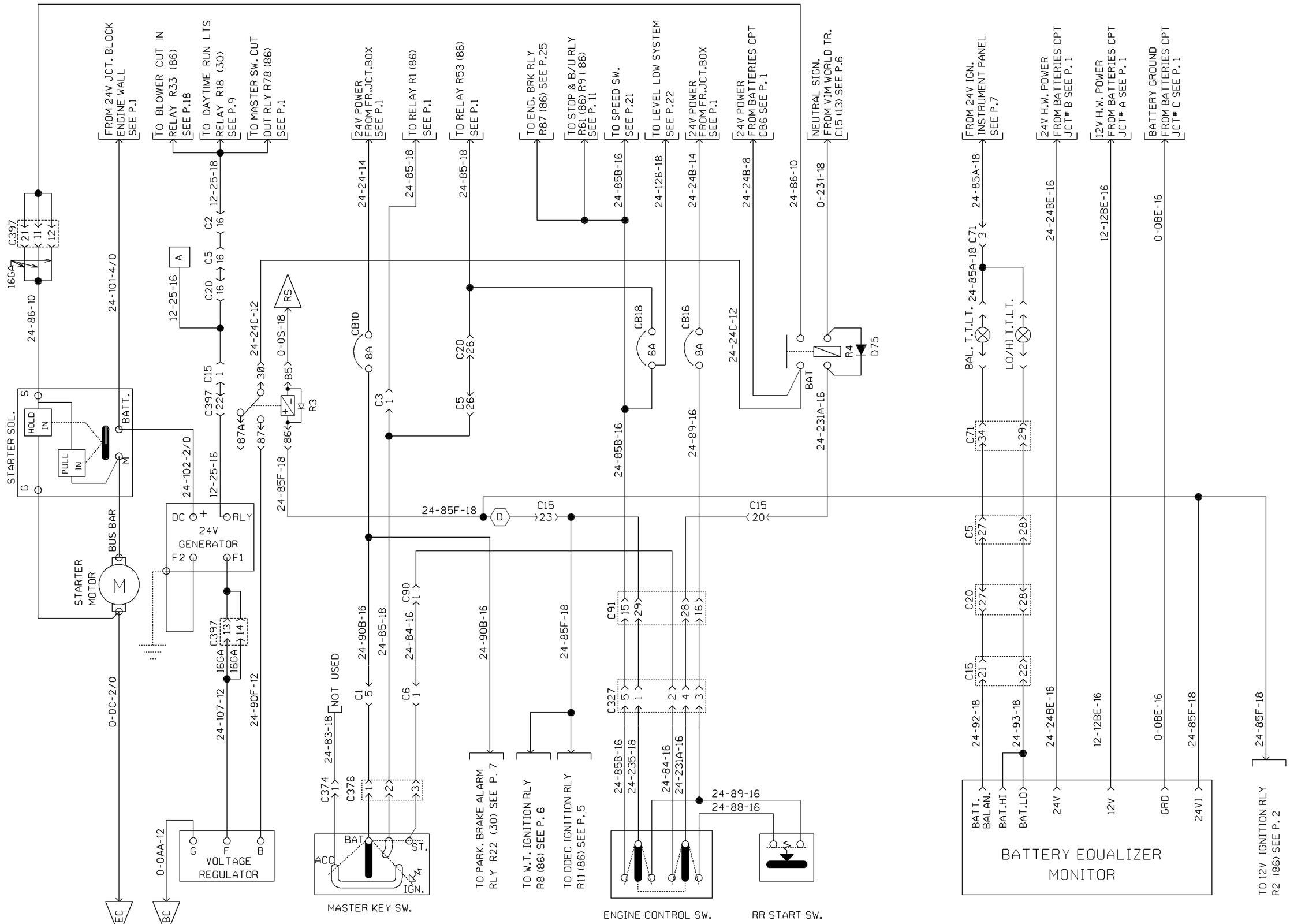

CHARGING SYSTEM & ENGINE CONTROL

PREVOST CAR inc.	WIRING DIAGRAM	NO: D060870	P. 4 PRIOR	REVISION 002 95/11/17

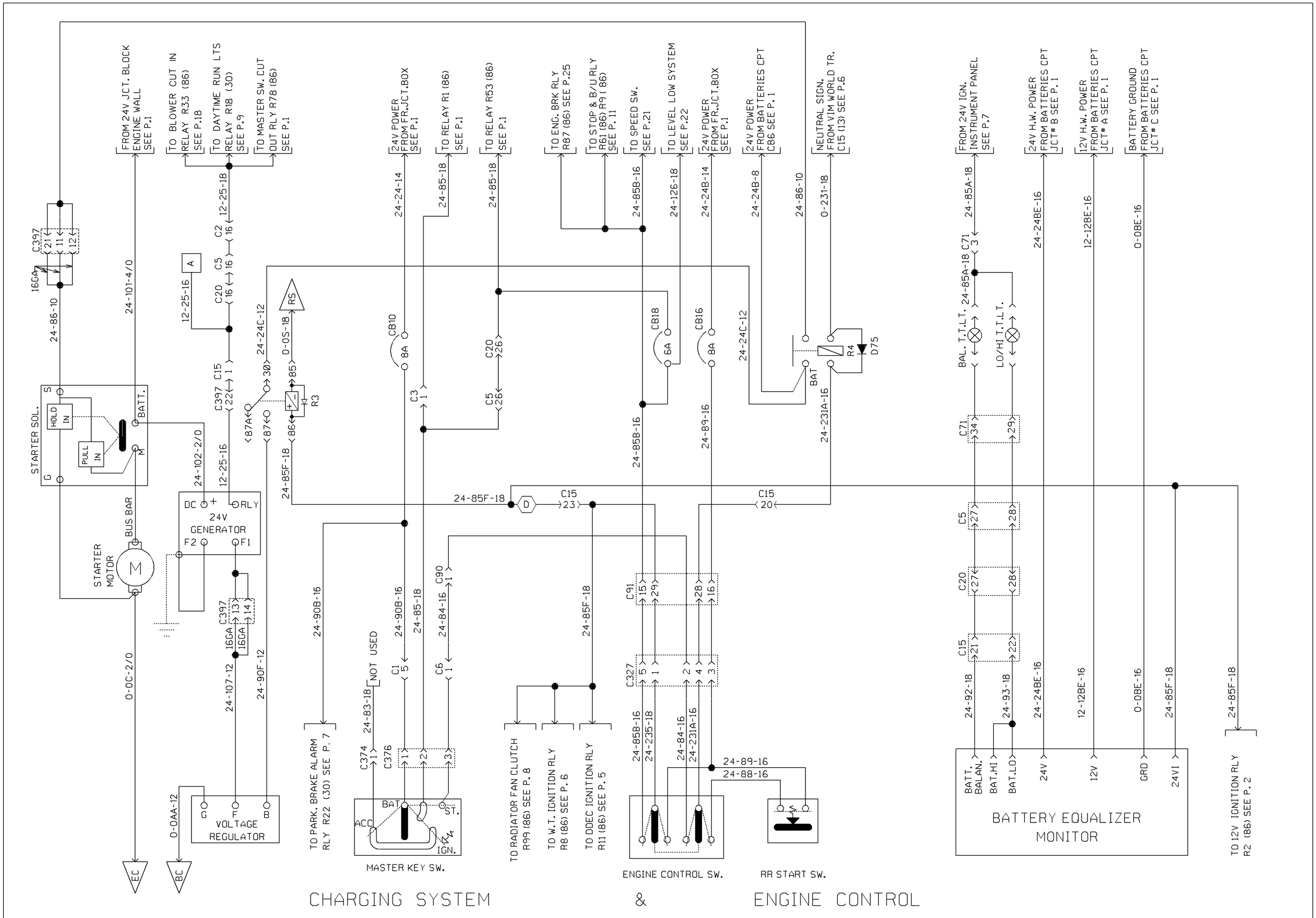

PREVOST CAR inc.	WIRING DIAGRAM	NO: D060870	P. 4	REVISION 005

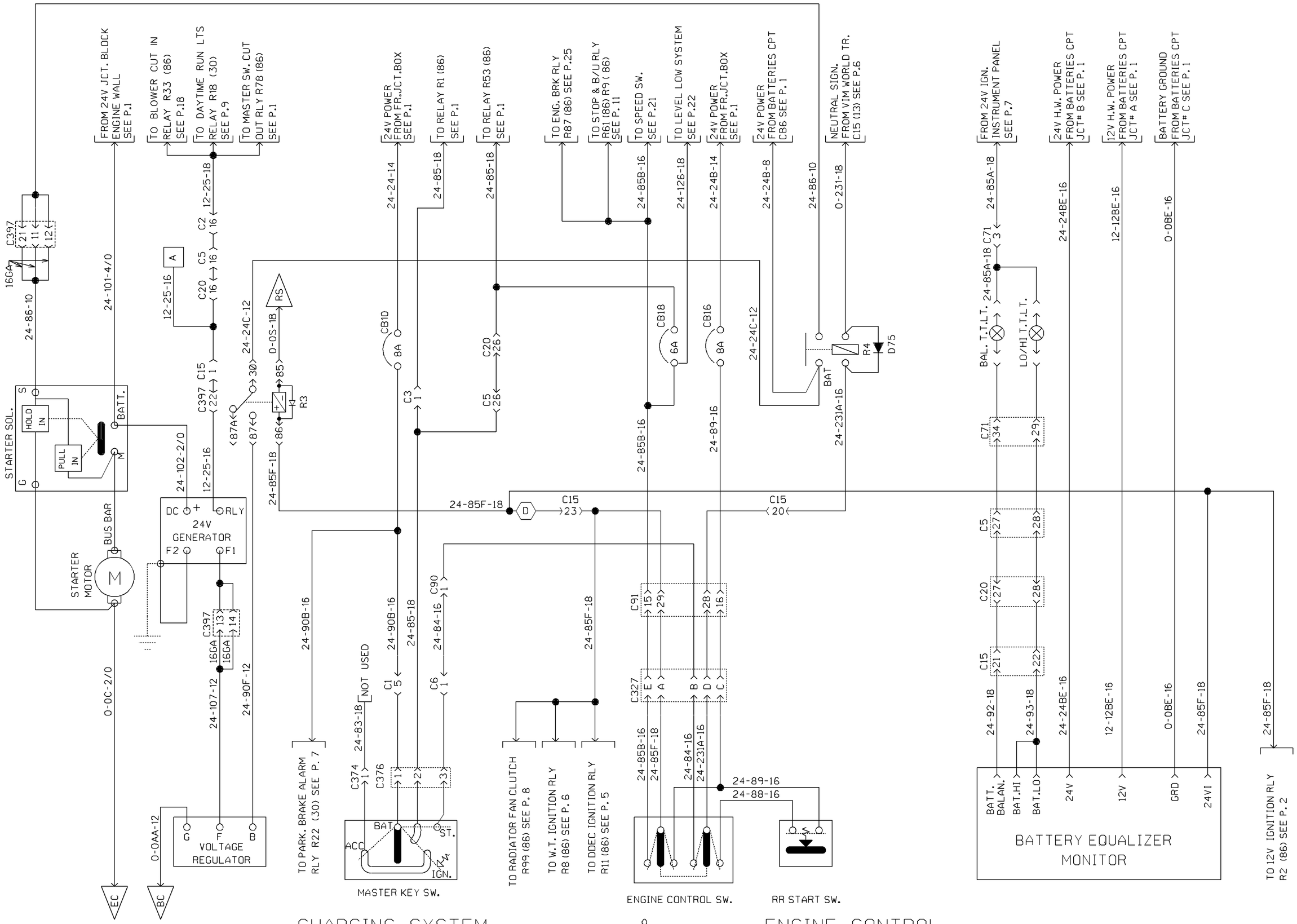

PREVOST CAR inc.	WIRING DIAGRAM	NO: D060870	P. 4	REVISION 008

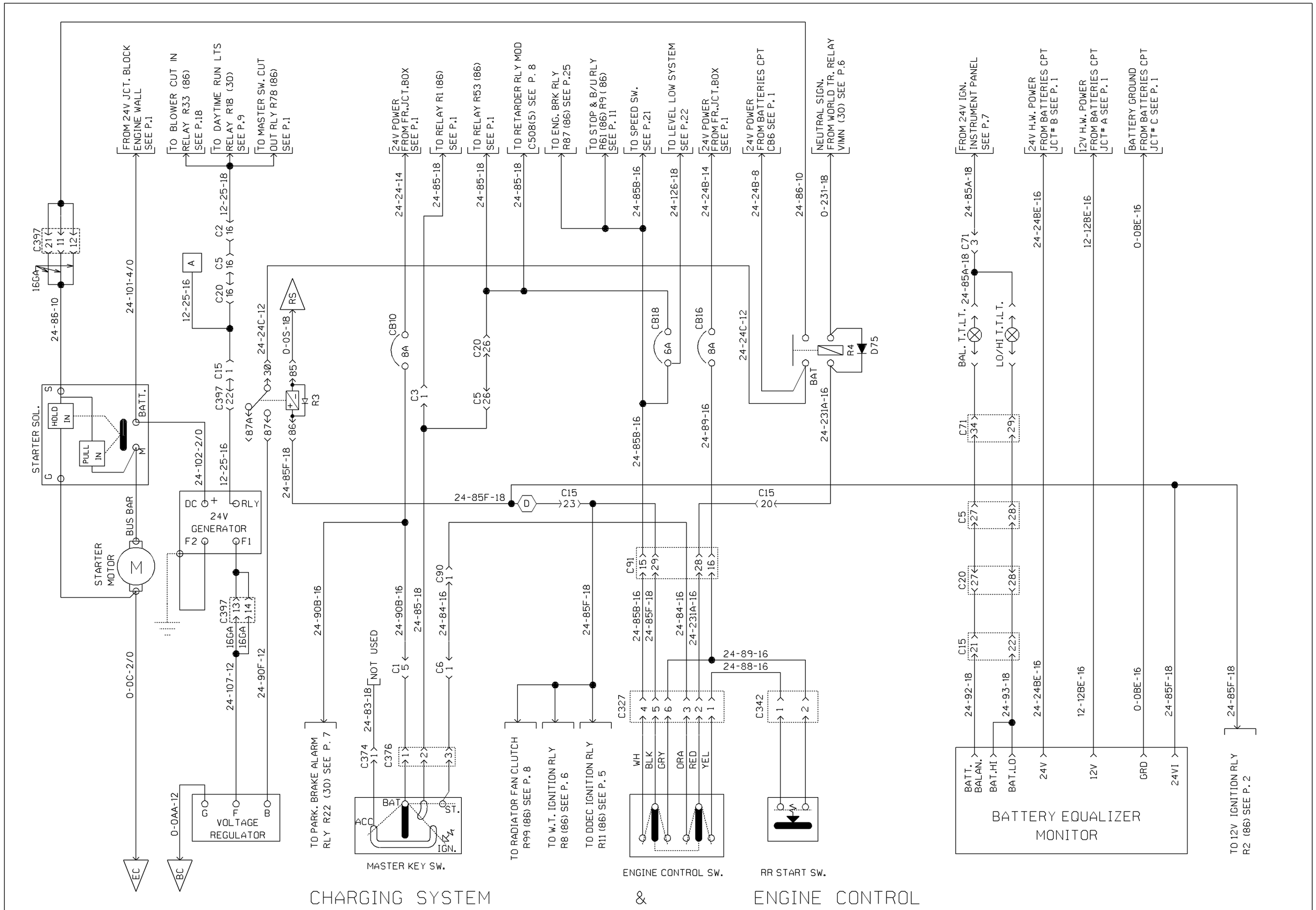

PREVOST CAR inc.	WIRING DIAGRAM	NO: D060870	P. 4	REVISION 012

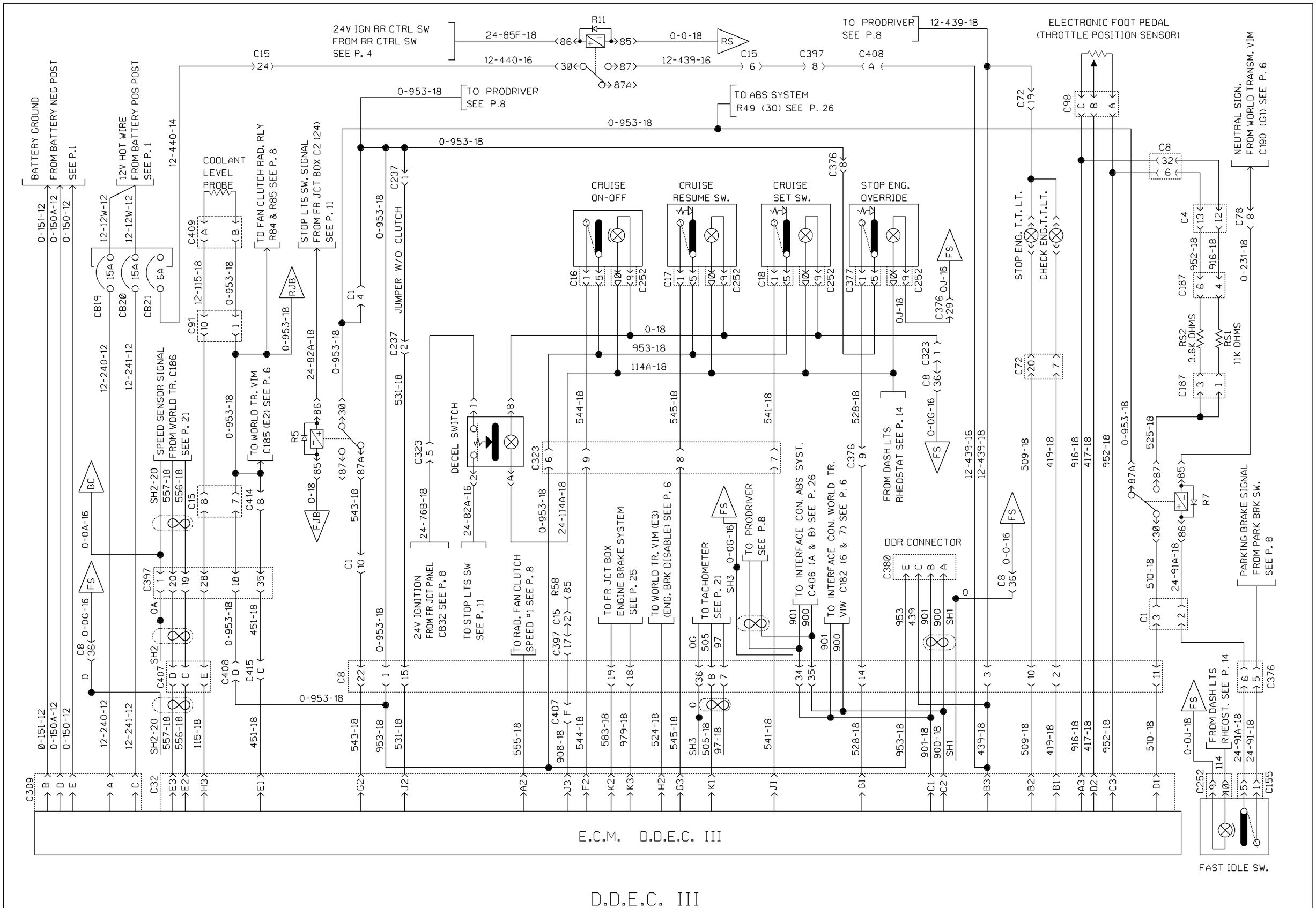

D.D.E.C. III

PREVOST CAR inc.	WIRING DIAGRAM	NO: D060870	P. 5	REVISION 000

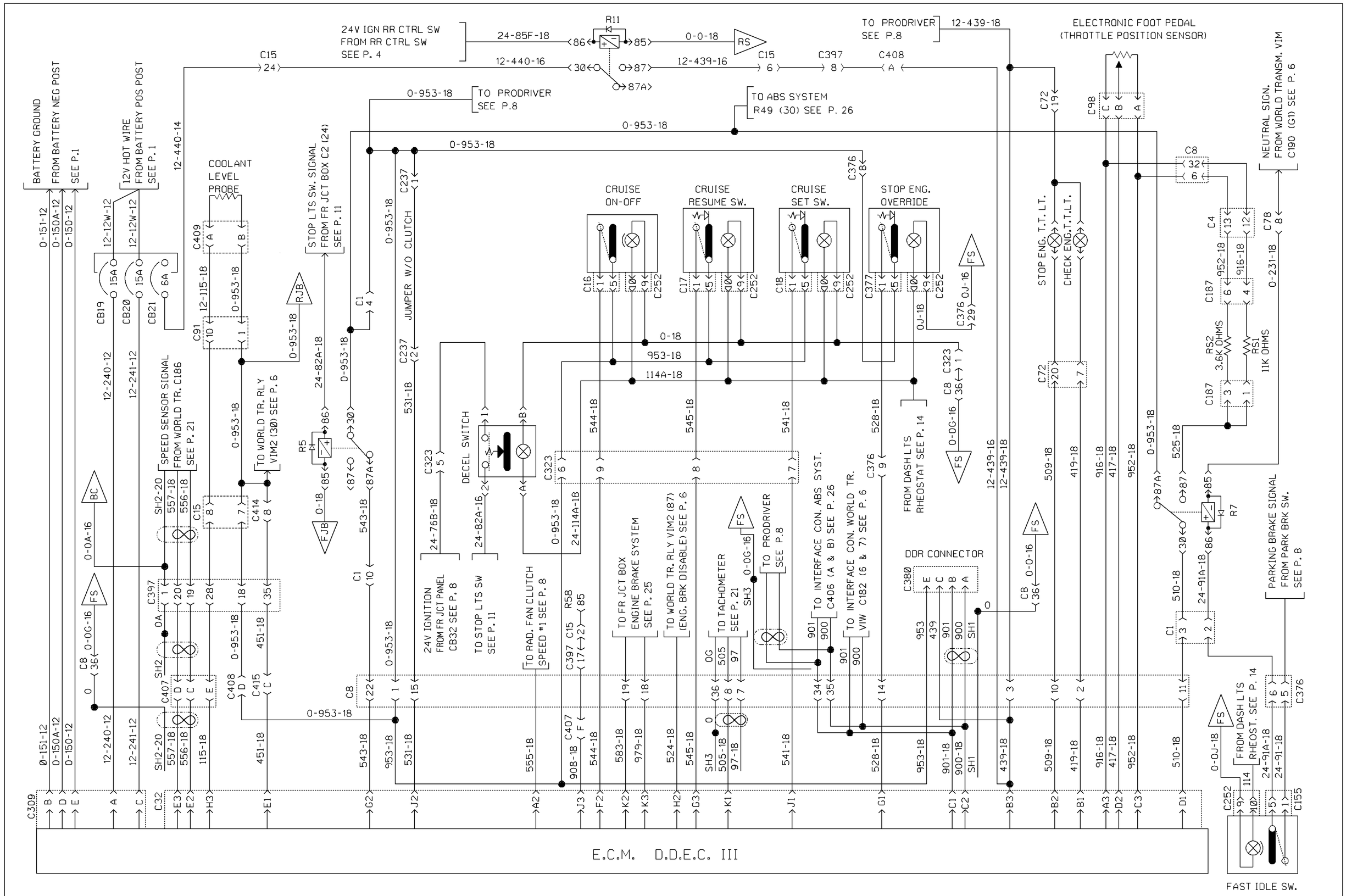

D.D.E.C. III

PREVOST CAR inc.	WIRING DIAGRAM	NO: D060870	P. 5	REVISION 012

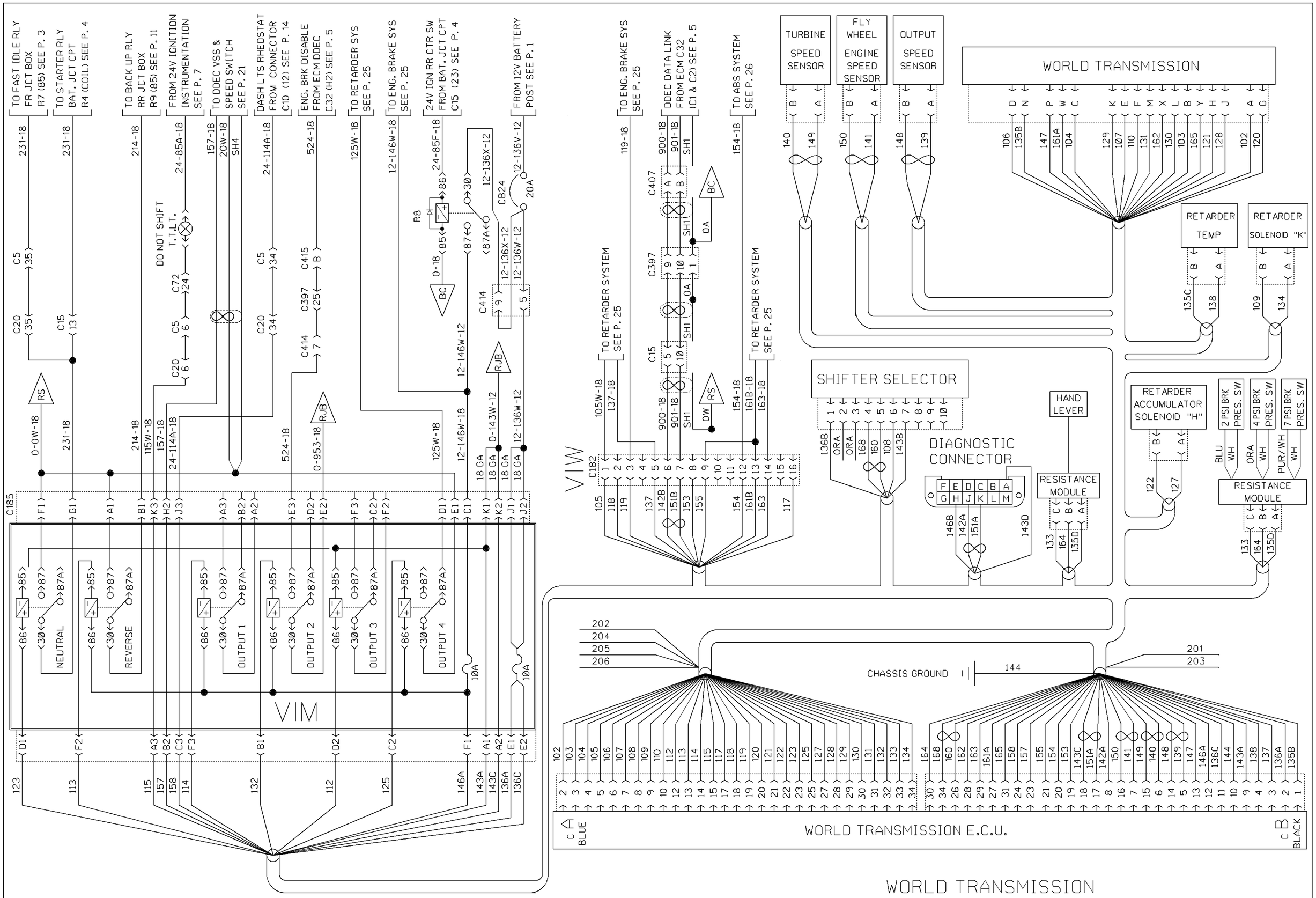

PREVOST CAR inc.	WIRING DIAGRAM	NO: D060870	P. 6	REVISION 000

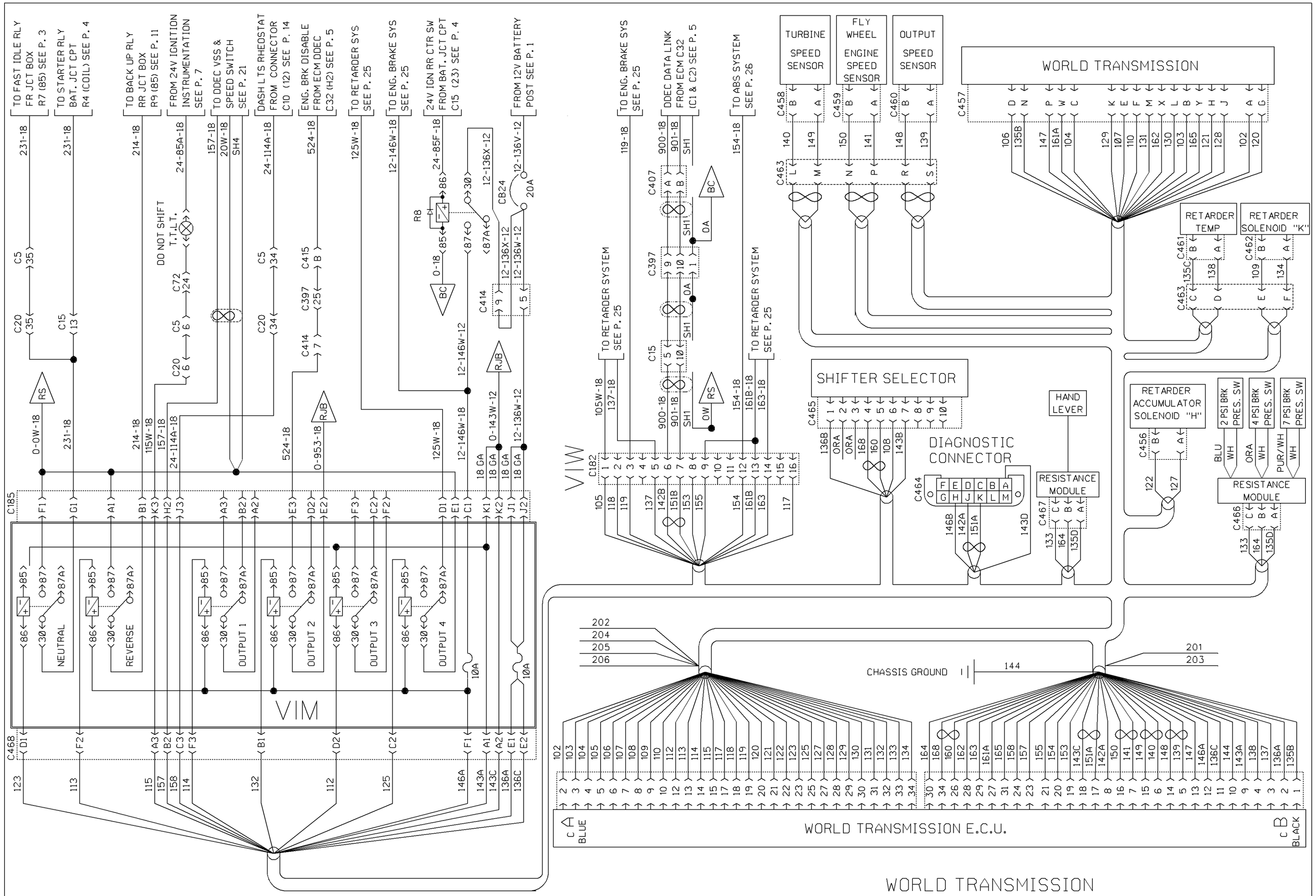

PREVOST CAR inc.	WIRING DIAGRAM	NO: D060870	P. 6	REVISION 007

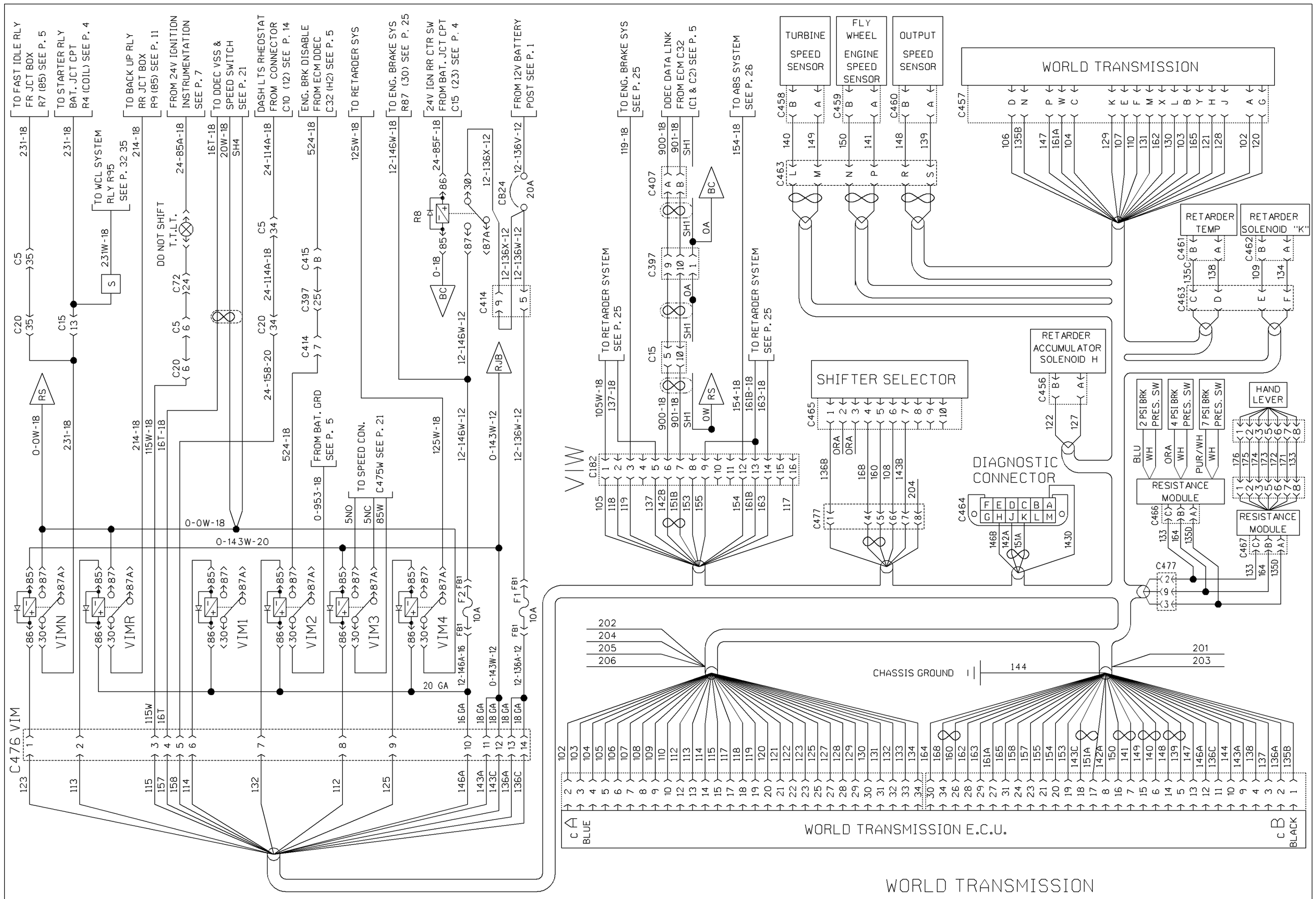
TO FAST IDLE RLY FR JCT BOX R7 (85) SEE P. 5
TO STARTER RLY BAT. JCT CPT R4 (COIL) SEE P. 4
TO BACK UP RLY RR JCT BOX R9 (85) SEE P. 11
FROM 24V IGNITION INSTRUMENTATION SEE P. 7
TO DDEC VSS & SPEED SWITCH SEE P. 21
DASH LTS RHEOSTAT FROM CONNECTOR C10 (12) SEE P. 14
ENG. BRK DISABLE FROM ECM DDEC C32 (H2) SEE P. 5
TO RETARDER SYS
TO ENG. BRAKE SYS R87 (30) SEE P. 25
24V IGN RR CTR SW FROM BAT. JCT CPT C15 (23) SEE P. 4
FROM 12V BATTERY POST SEE P. 1
TO WCL SYSTEM RLY R95 SEE P. 32 35
DO NOT SHIFT T.T.LT.
FROM BAT. GRD SEE P. 5
TO SPEED CON. C475W SEE P. 21
VIMN
VIMR
VIM1
VIM2
VIM3
VIM4
C476 VIM
20 GA
16 GA
18 GA
TO ENG. BRAKE SYS SEE P. 25
TO RETARDER SYSTEM SEE P. 25
DDEC DATA LINK FROM ECM C32 (C1 & C2) SEE P. 5
TO ABS SYSTEM SEE P. 26
VIW
TURBINE SPEED SENSOR
FLY WHEEL ENGINE SPEED SENSOR
OUTPUT SPEED SENSOR
WORLD TRANSMISSION
RETARDER TEMP
RETARDER SOLENOID "K"
RETARDER ACCUMULATOR SOLENOID H
SHIFTER SELECTOR
DIAGNOSTIC CONNECTOR
2 PSI BRK PRES. SW
4 PSI BRK PRES. SW
7 PSI BRK PRES. SW
HAND LEVER
RESISTANCE MODULE
RESISTANCE MODULE
CHASSIS GROUND
WORLD TRANSMISSION E.C.U.
C A BLUE
C B BLACK
WORLD TRANSMISSION

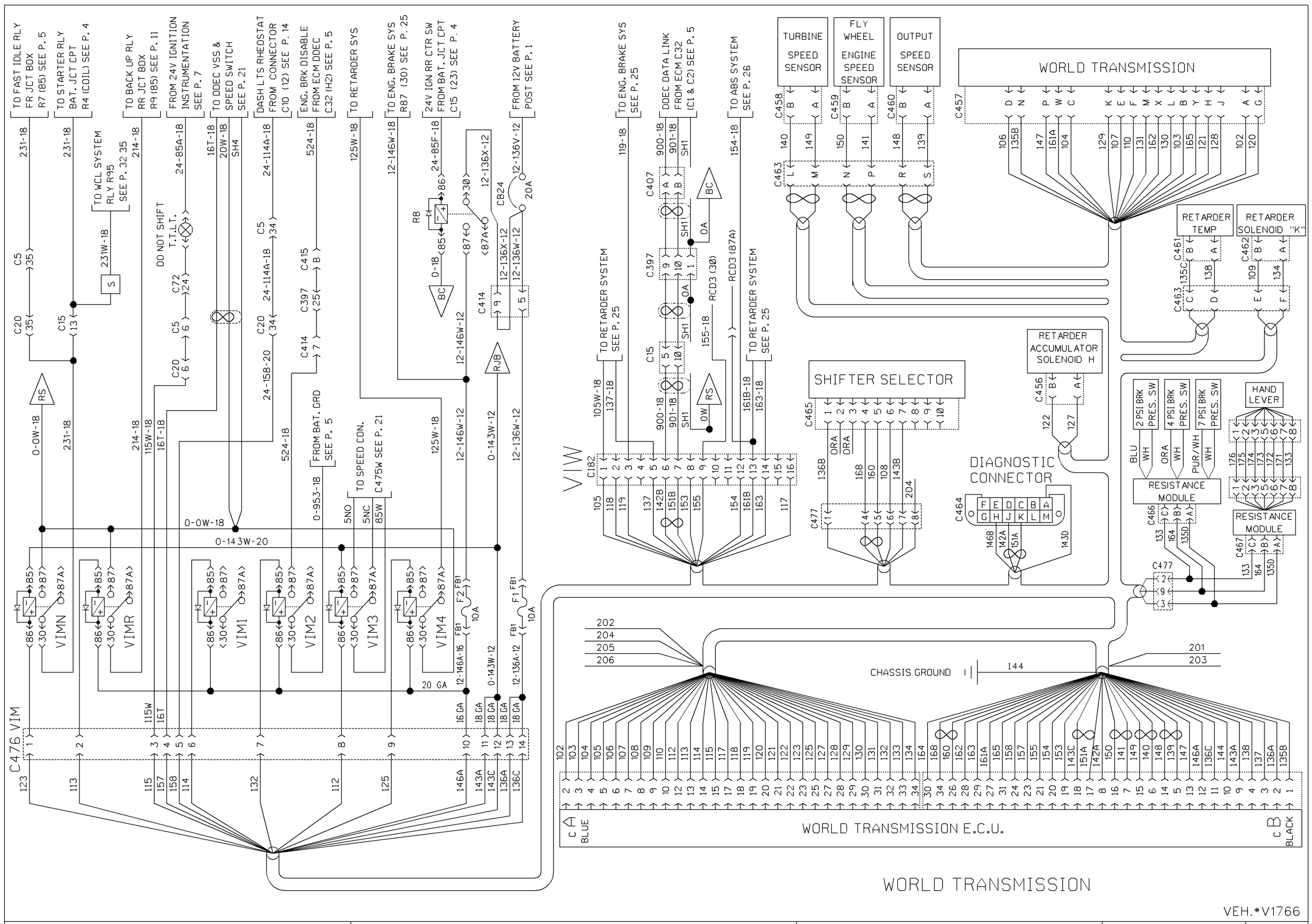

VEH.#V1766

PREVOST CAR inc.	WIRING DIAGRAM	NO: D060870	P. 6SP1	REVISION 000

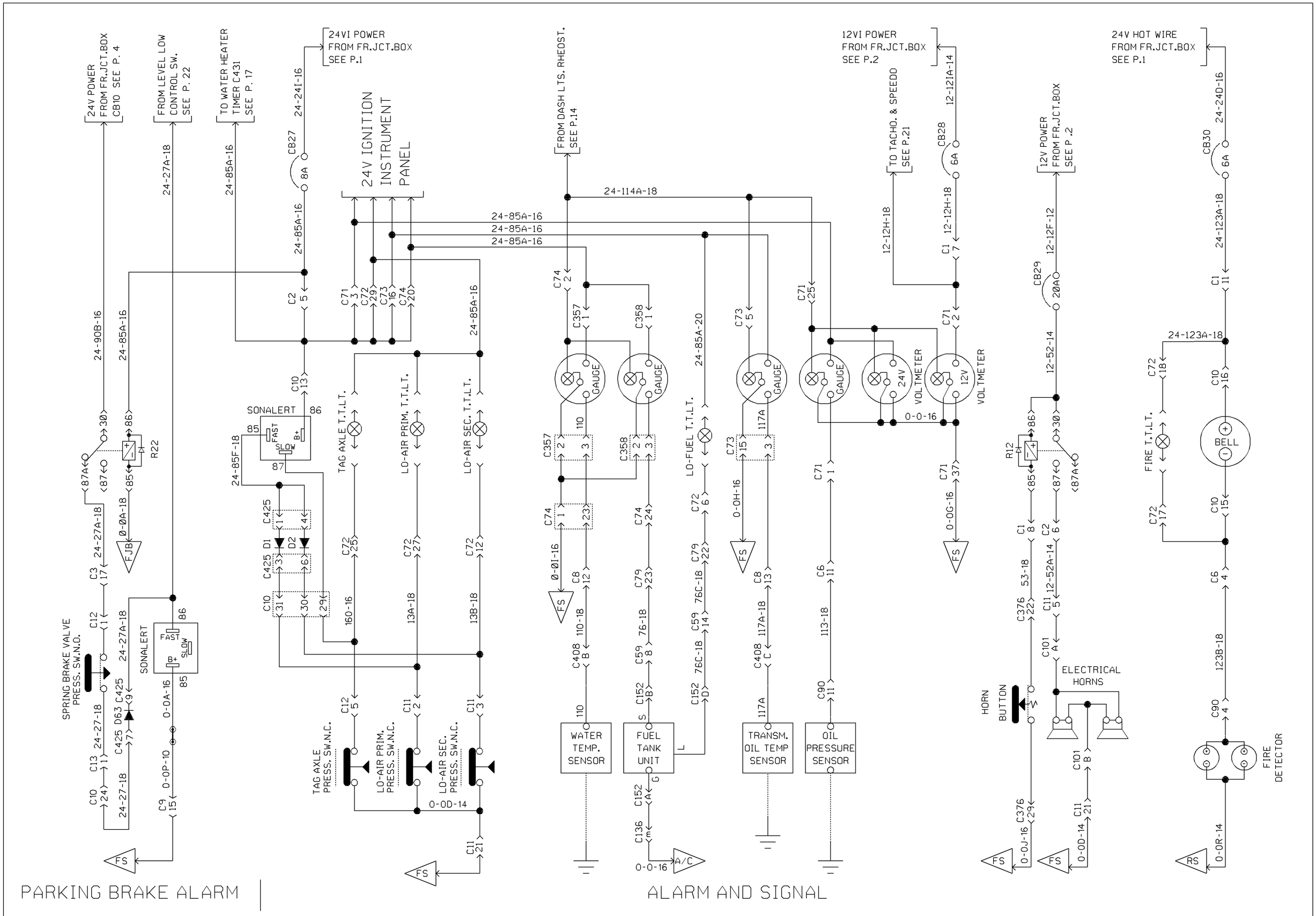

PREVOST CAR inc.	WIRING DIAGRAM	NO: D060870	P. 7	PRIOR	REVISION 000

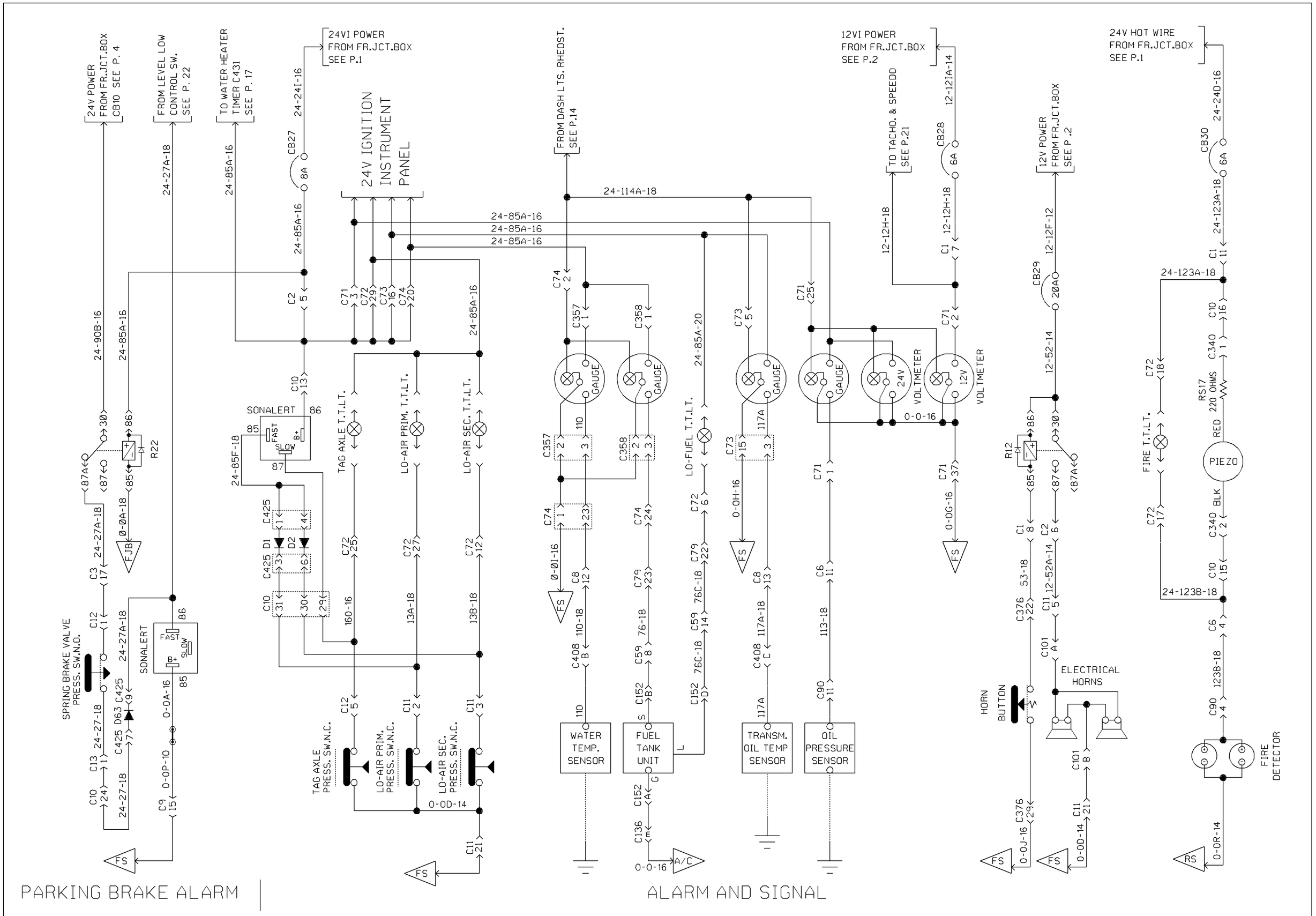

PREVOST CAR inc.	WIRING DIAGRAM	NO: D060870	P. 7	REVISION 001

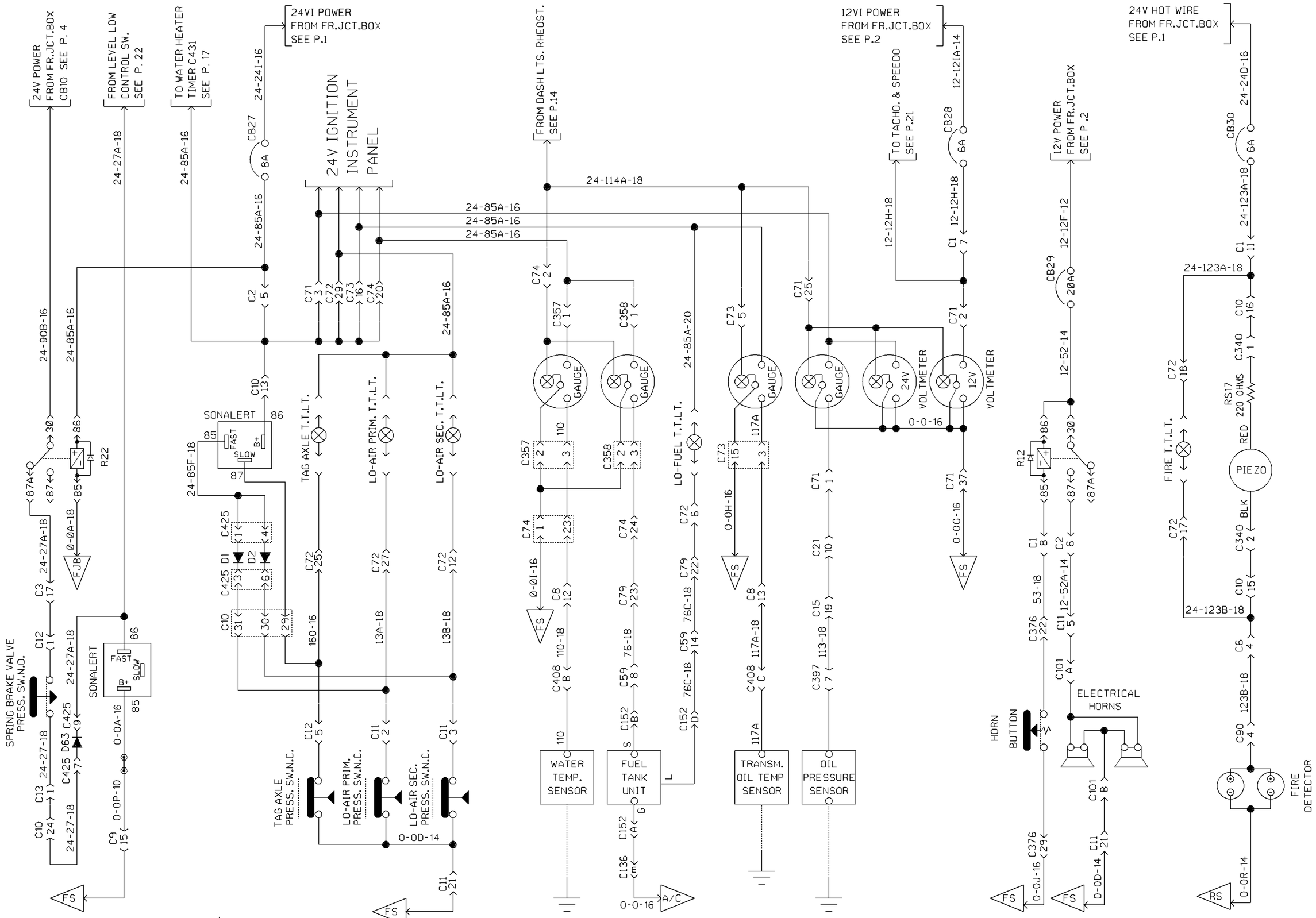
24V POWER FROM FR.JCT.BOX CB10 SEE P. 4
FROM LEVEL LOW CONTROL SW. SEE P. 22
TO WATER HEATER TIMER C431 SEE P. 17
24VI POWER FROM FR.JCT.BOX SEE P.1
24V IGNITION INSTRUMENT PANEL
FROM DASH LTS. RHEOST. SEE P.14
12VI POWER FROM FR.JCT.BOX SEE P.2
TO TACHO. & SPEEDO SEE P.21
12V POWER FROM FR.JCT.BOX SEE P.2
24V HOT WIRE FROM FR.JCT.BOX SEE P.1
SPRING BRAKE VALVE PRESS. SW.N.O.
SONALERT
FAST
SLOW
TAG AXLE T.T.L.T.
LO-AIR PRIM. T.T.L.T.
LO-AIR SEC. T.T.L.T.
LO-FUEL T.T.L.T.
FIRE T.T.L.T.
GAUGE
VOLTMETER
TAG AXLE PRESS. SW.N.C.
LO-AIR PRIM. PRESS. SW.N.C.
LO-AIR SEC. PRESS. SW.N.C.
WATER TEMP. SENSOR
FUEL TANK UNIT
TRANSM. OIL TEMP SENSOR
OIL PRESSURE SENSOR
HORN BUTTON
ELECTRICAL HORNS
PIEZO
FIRE DETECTOR
PARKING BRAKE ALARM
ALARM AND SIGNAL

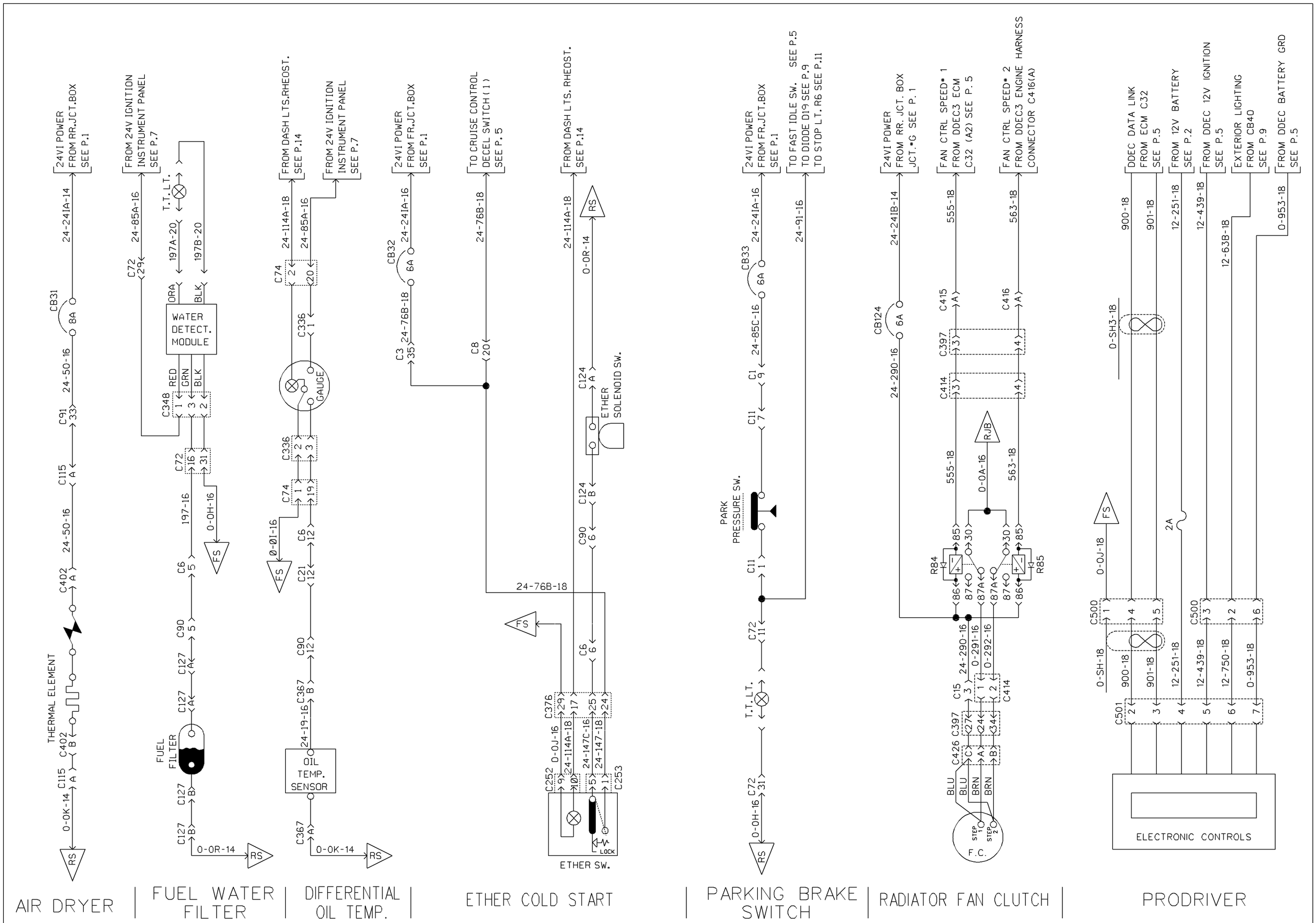

AIR DRYER | FUEL WATER FILTER | DIFFERENTIAL OIL TEMP. | ETHER COLD START | PARKING BRAKE SWITCH | RADIATOR FAN CLUTCH | PRODRIVER

PREVOST CAR inc.	WIRING DIAGRAM	NO: D060870	P. 8 PRIOR	REVISION 000

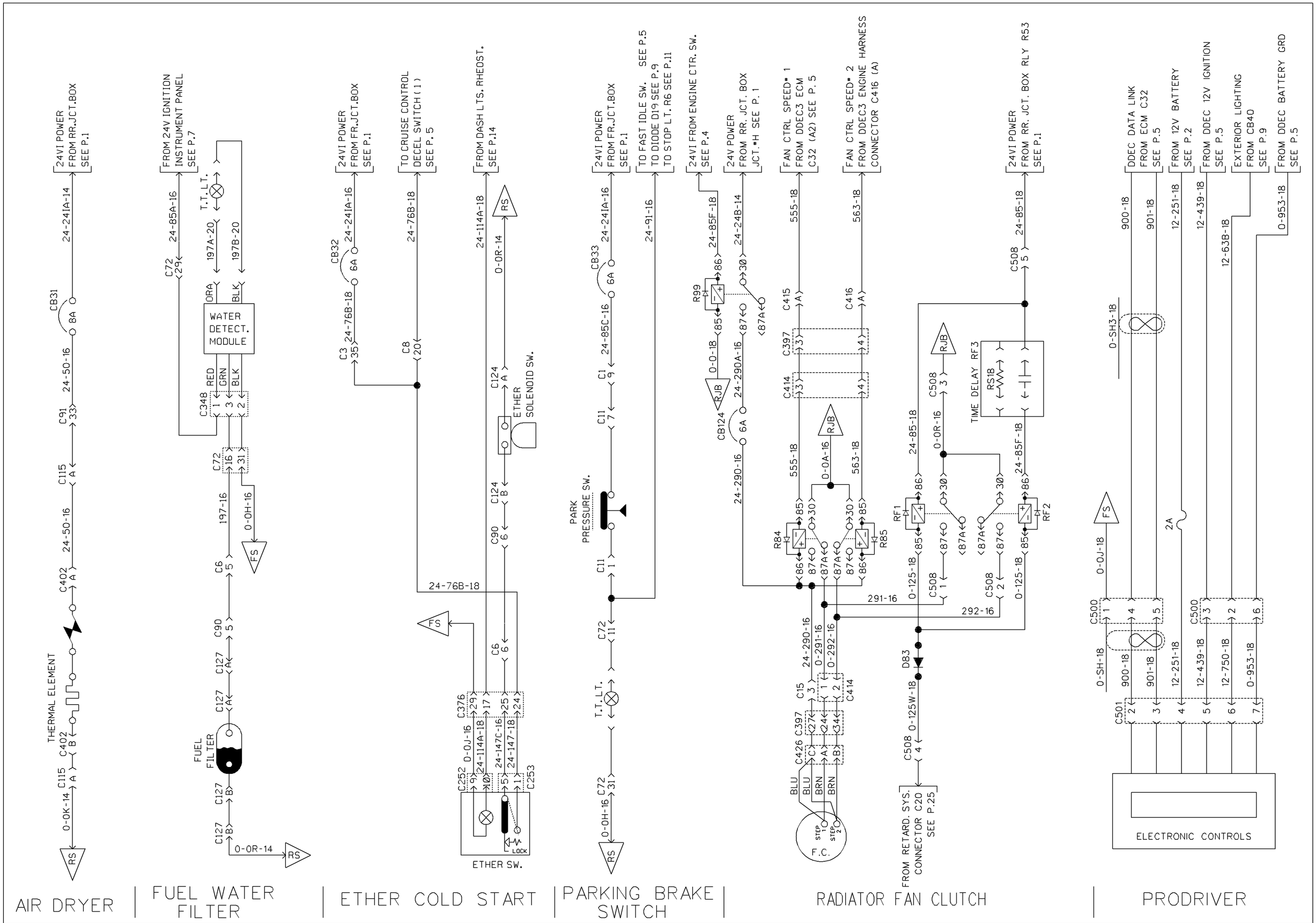

PREVOST CAR inc.	WIRING DIAGRAM	NO: D060870	P. 8	REVISION 003

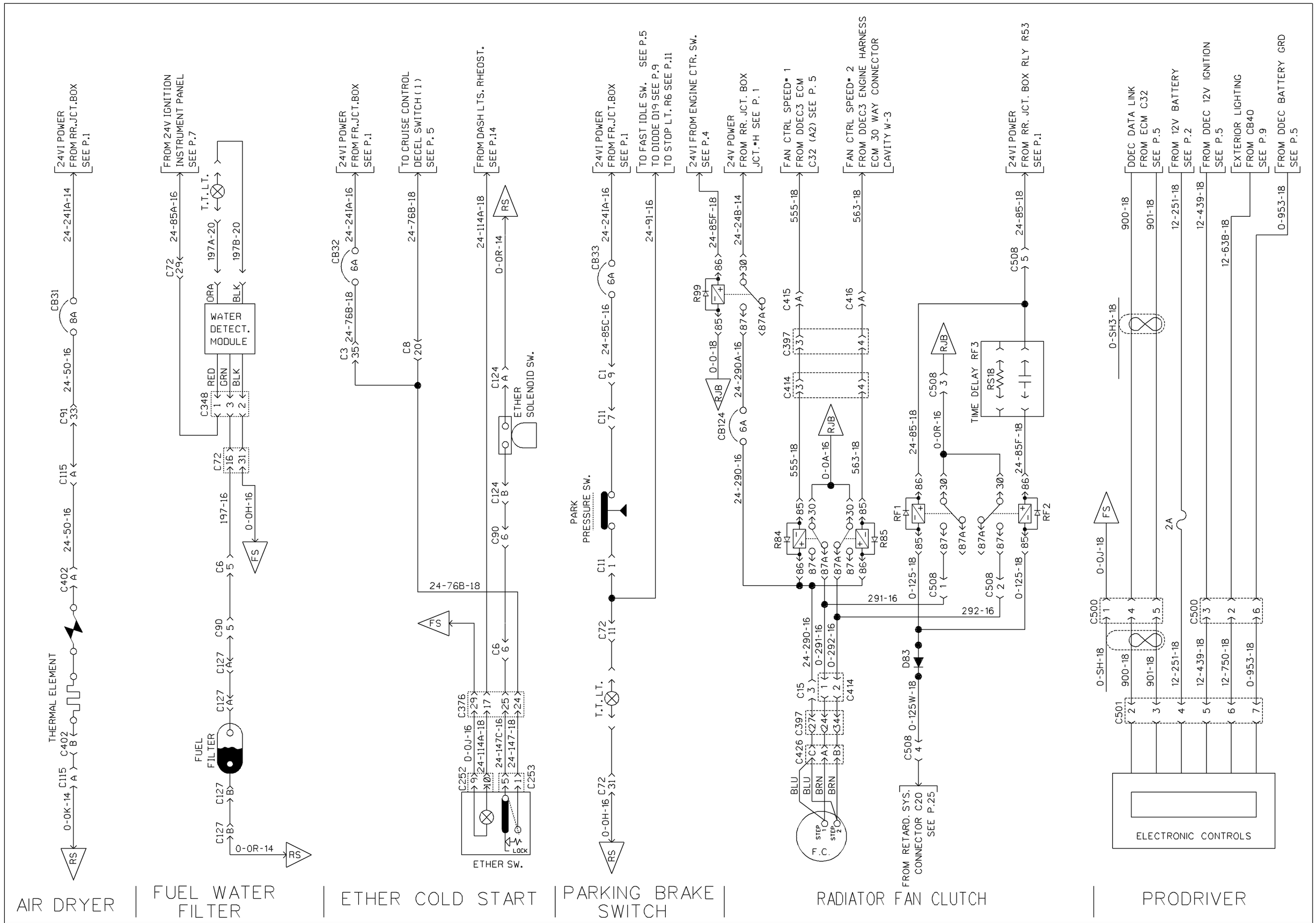

PREVOST CAR inc.	WIRING DIAGRAM	NO: D060870	P. 8	REVISION 012

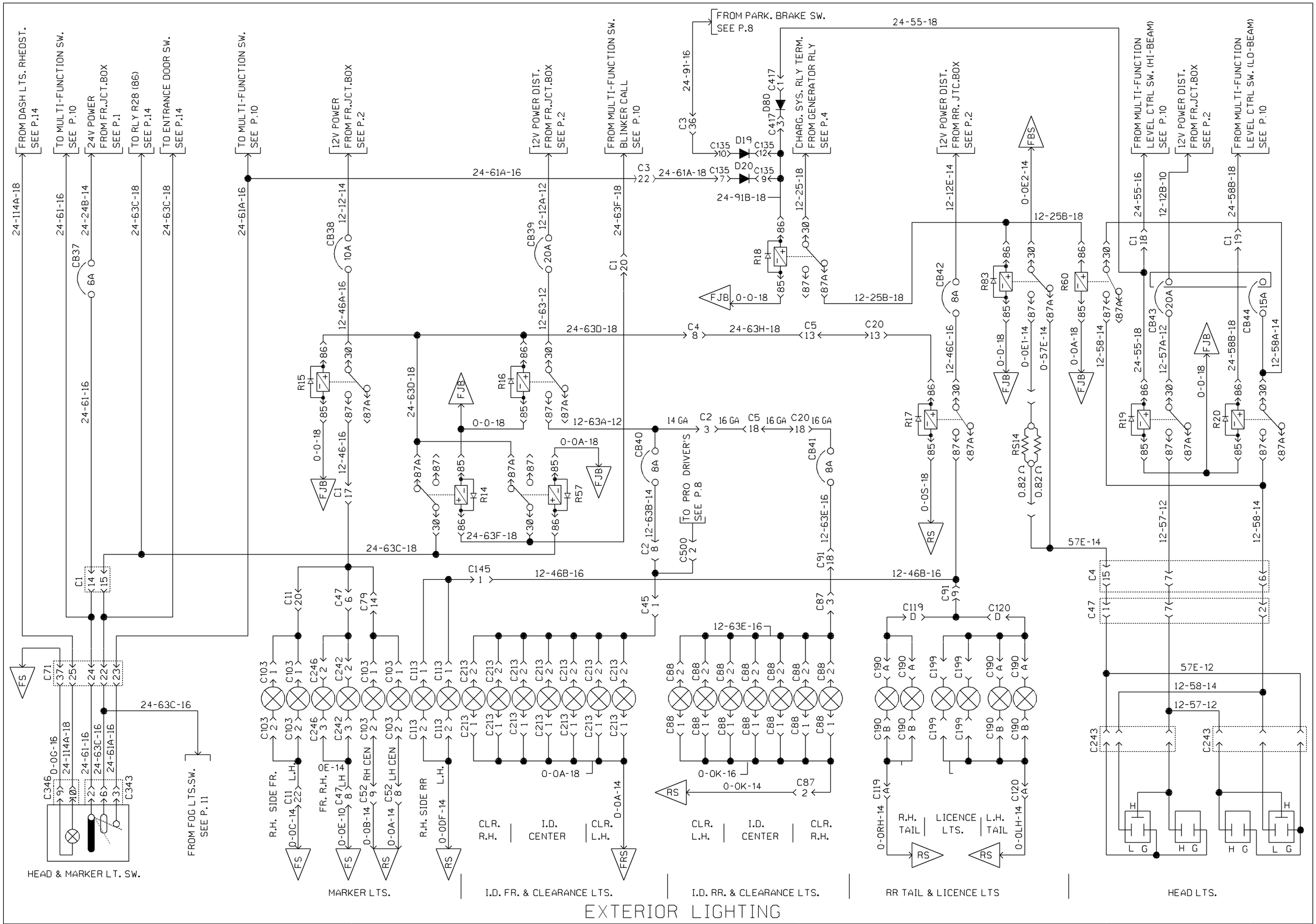

EXTERIOR LIGHTING

PREVOST CAR inc.	WIRING DIAGRAM	NO: D060870	P. 9	REVISION 000

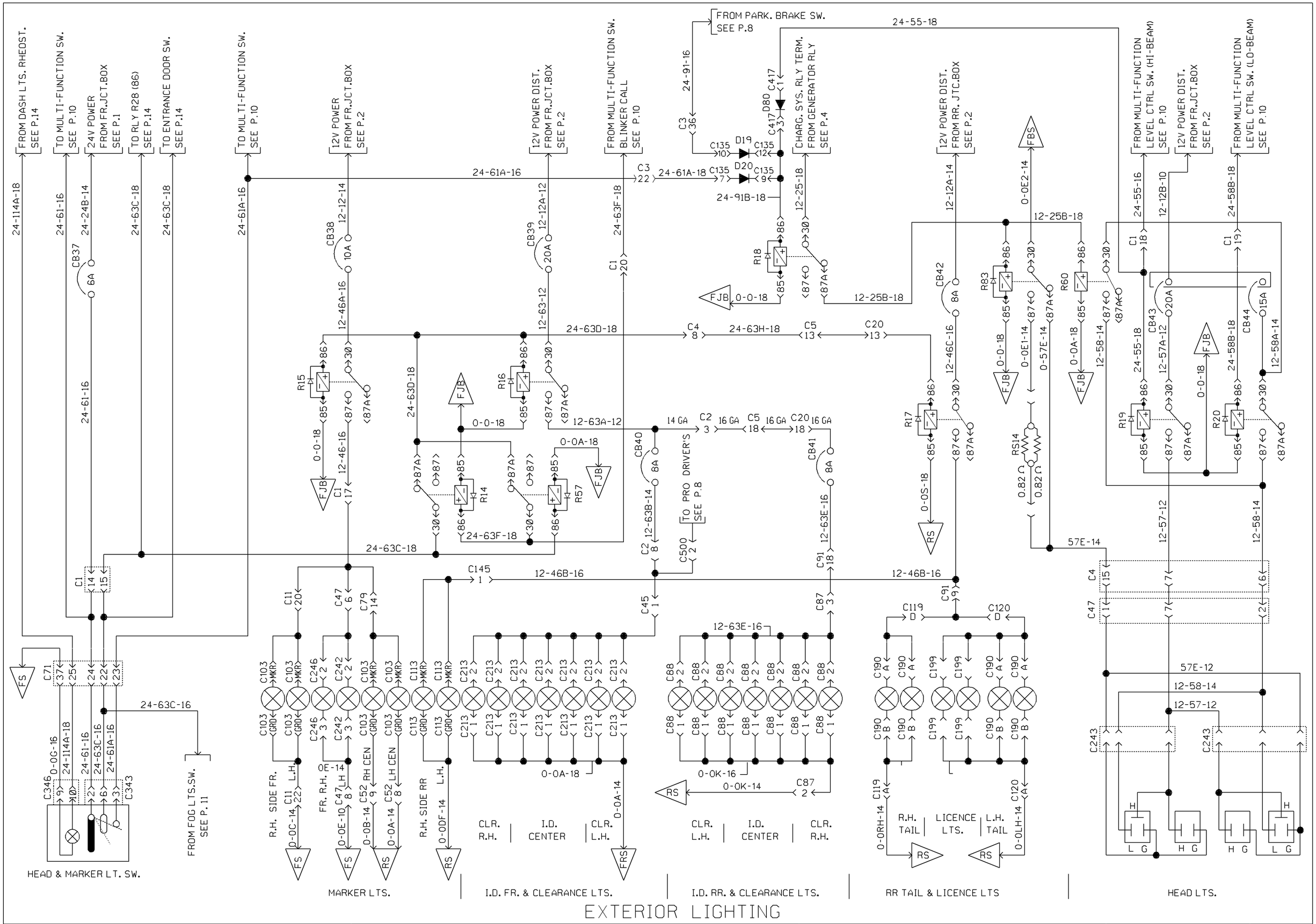

EXTERIOR LIGHTING

PREVOST CAR inc.	WIRING DIAGRAM	NO: D060870	P. 9	REVISION 012

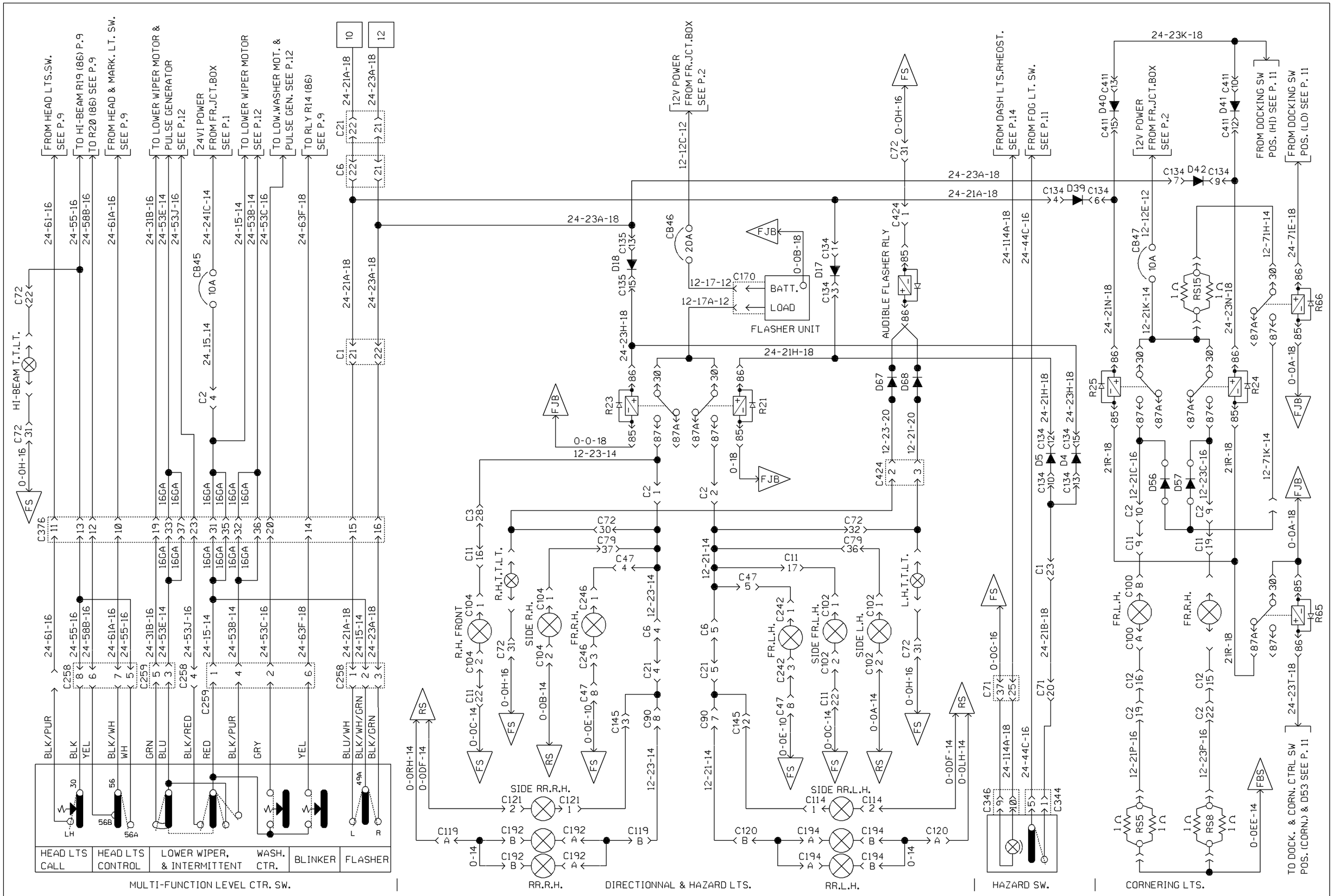

EXTERIOR LIGHTING

PREVOST CAR inc.	WIRING DIAGRAM	NO: D060870	P. 10	REVISION 000

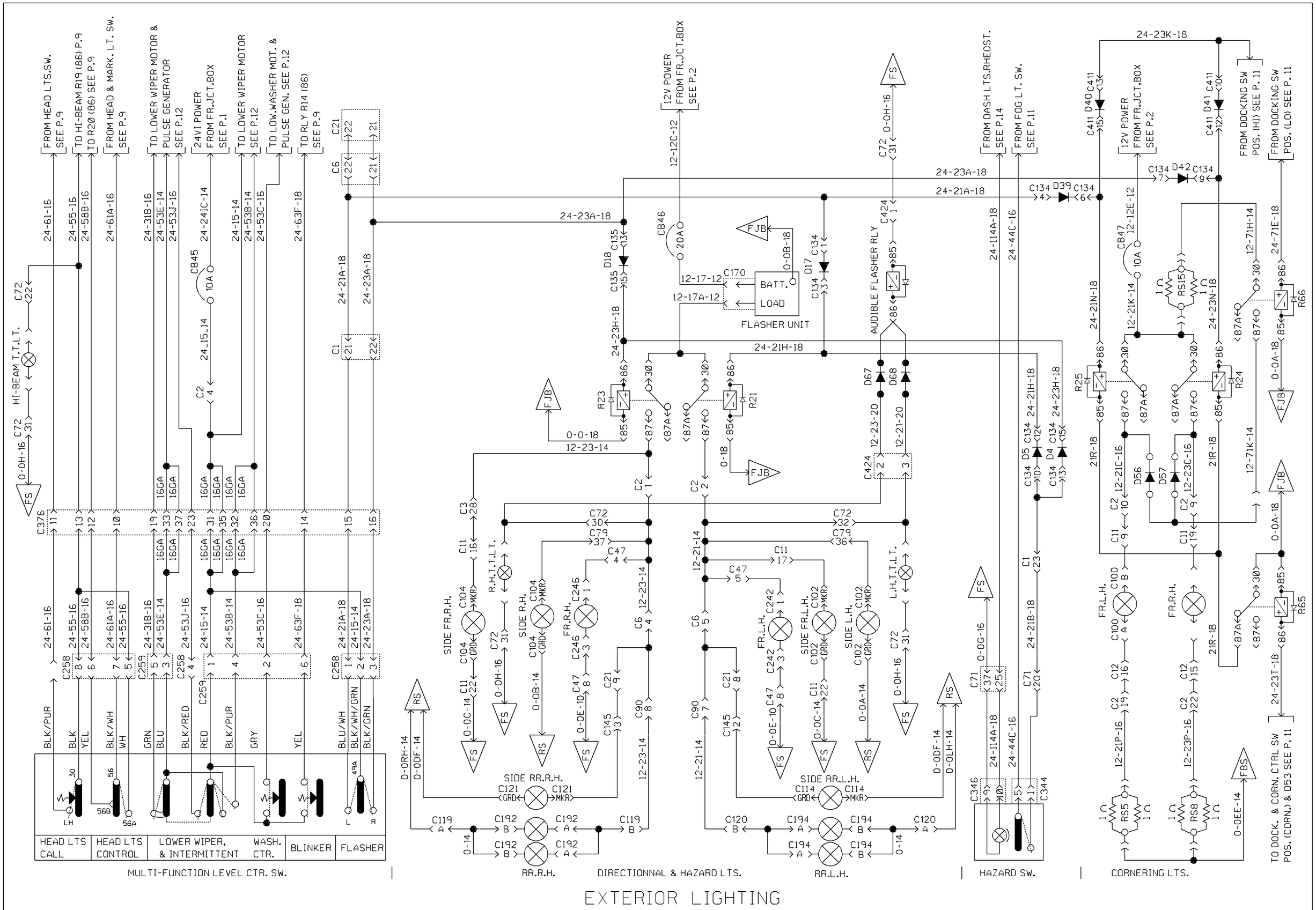

EXTERIOR LIGHTING

PREVOST CAR inc.	WIRING DIAGRAM	NO: D060870	P. 10	REVISION 012

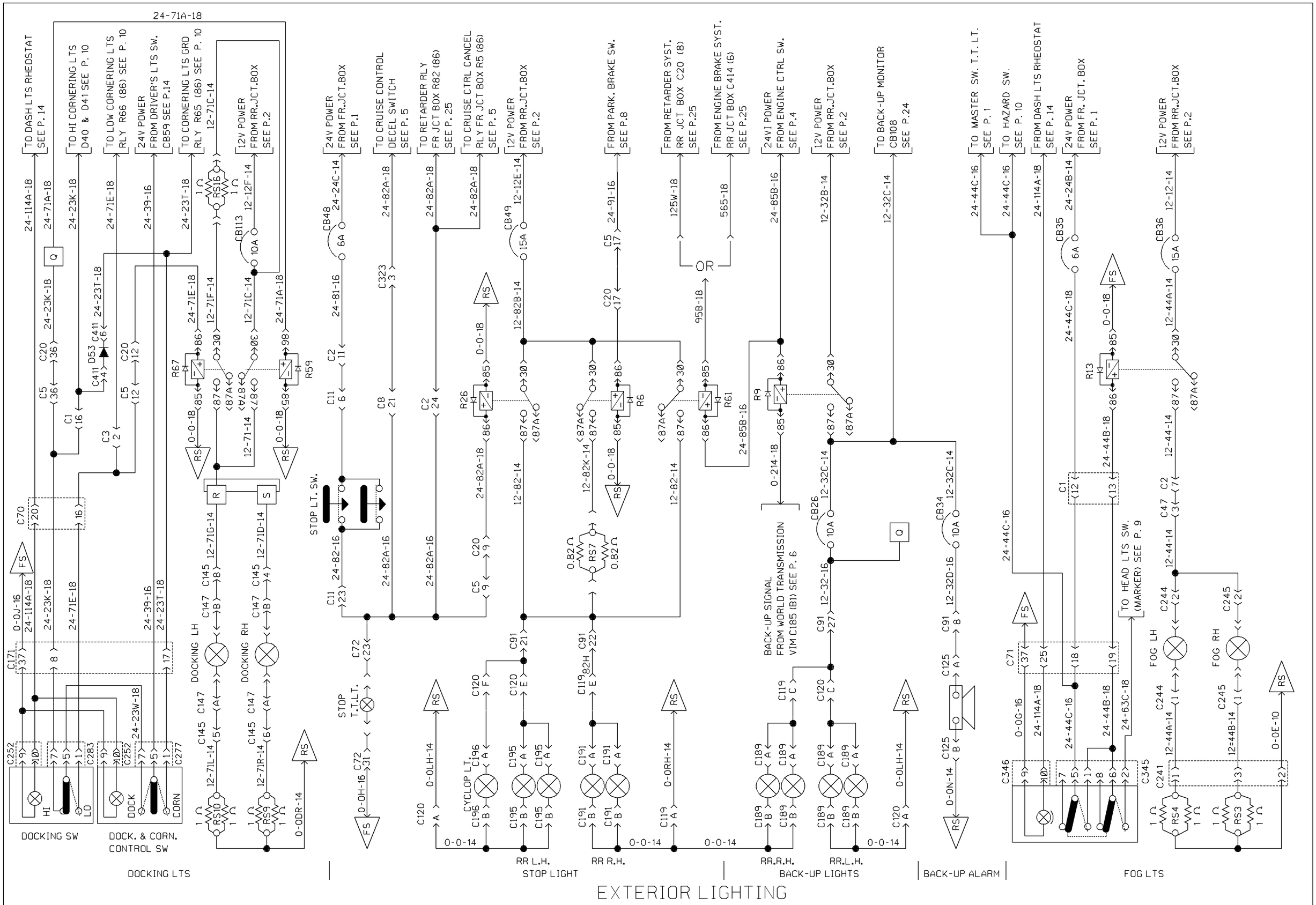

EXTERIOR LIGHTING

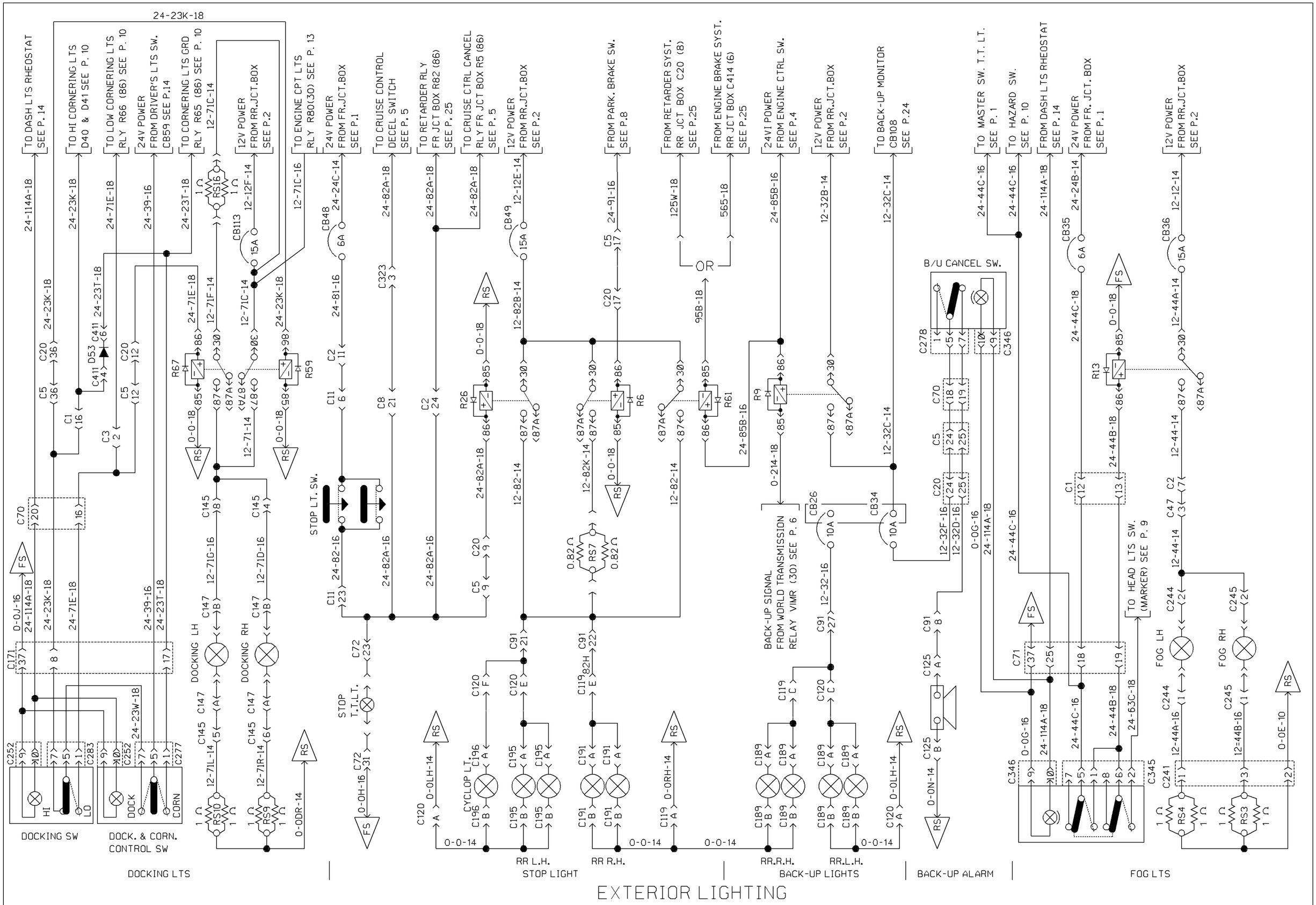

EXTERIOR LIGHTING

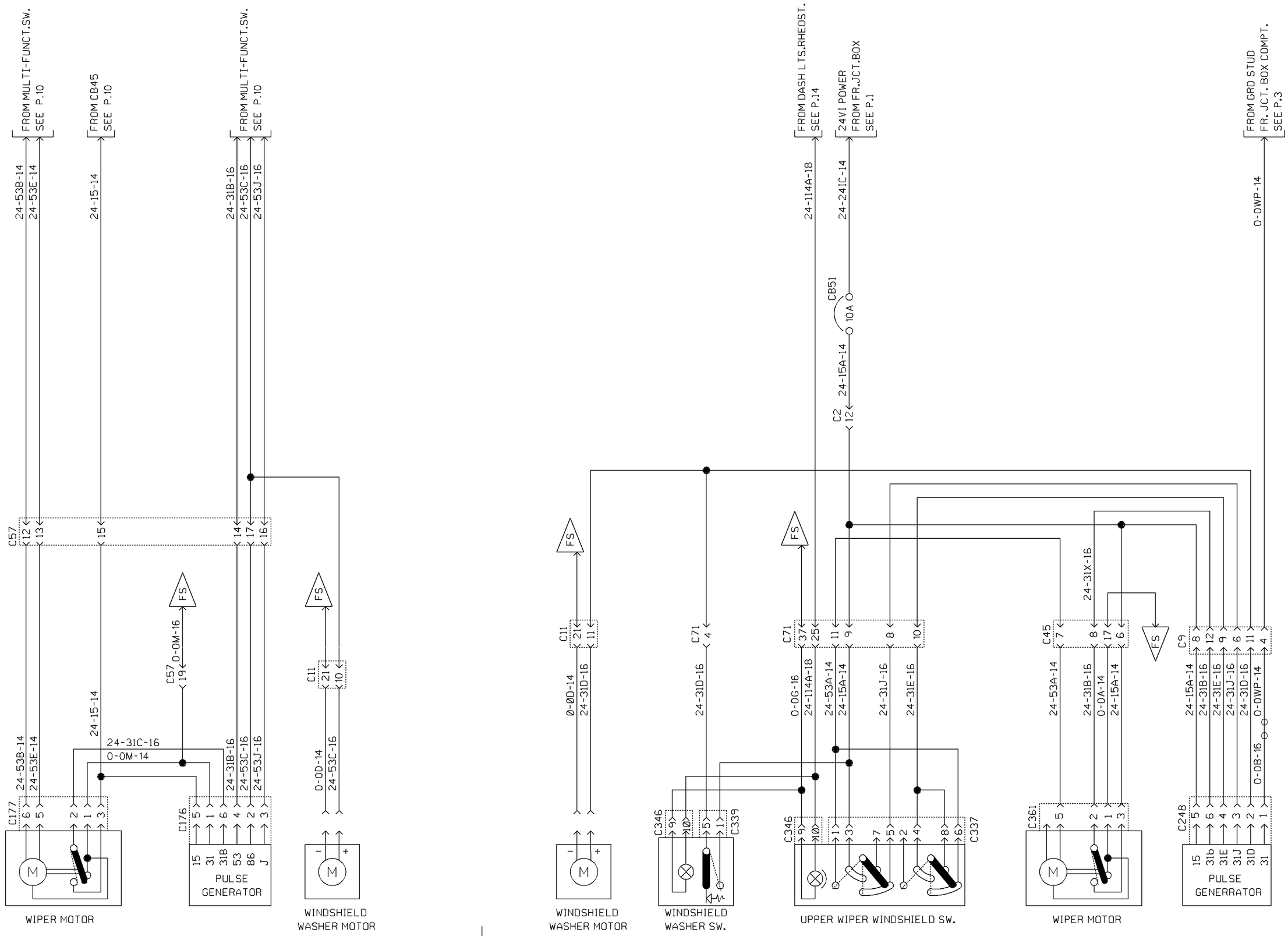

PREVOST CAR inc.	WIRING DIAGRAM	NO: D060870	P. 12	REVISION 000

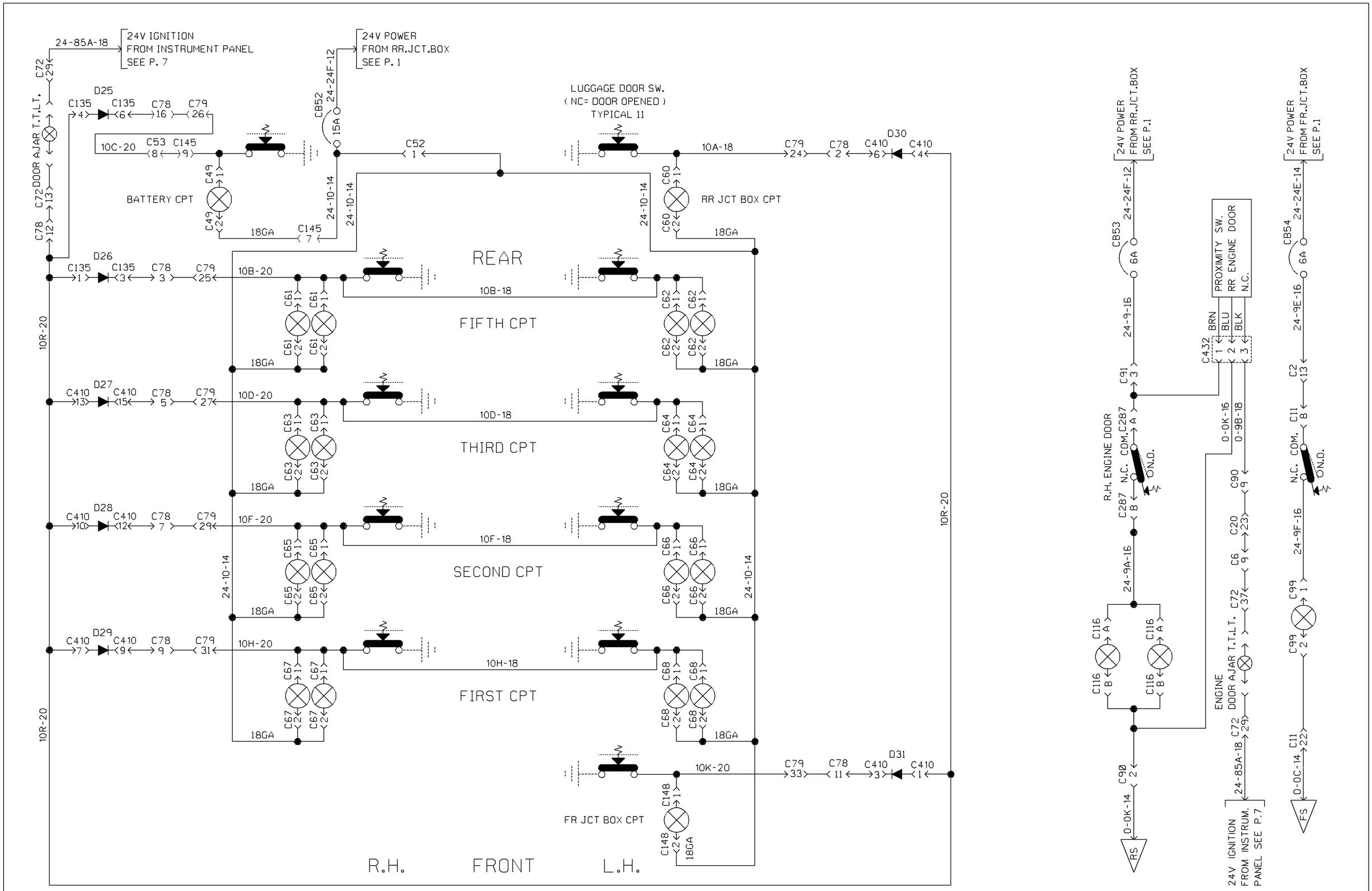

LUGGAGE COMPARTMENT AND DOOR AJAR LTS

ENGINE COMPT. LTS.

FRONT SEVICE COMPT. LT.

INTERIOR LIGHTING

PREVOST CAR inc.	WIRING DIAGRAM	NO: D060870	P. 13	REVISION 000

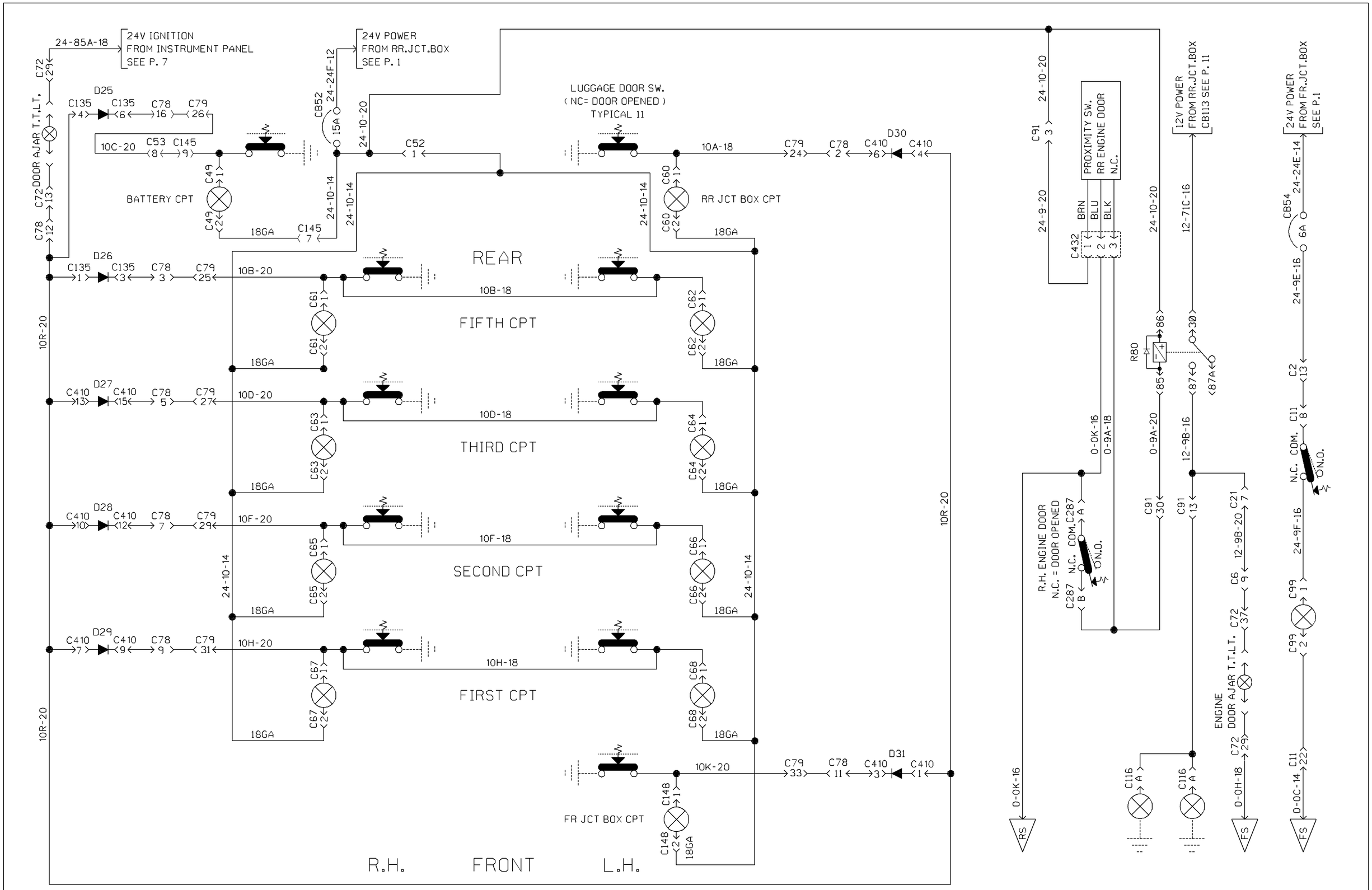

INTERIOR LIGHTING

PREVOST CAR inc.	WIRING DIAGRAM	NO: D060870	P. 13	REVISION 012

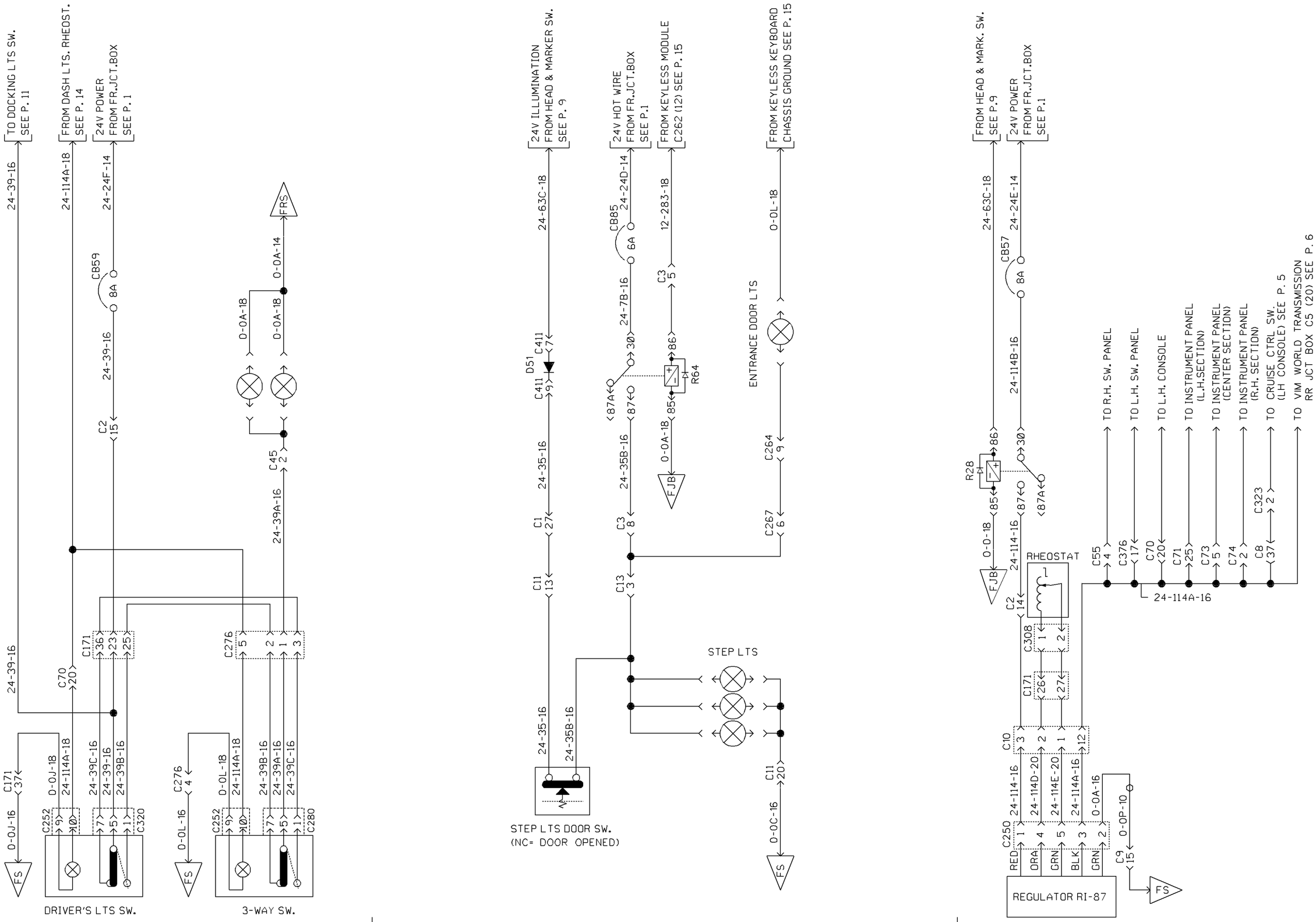
TO DOCKING LTS SW.
SEE P. 11
FROM DASH LTS. RHEOST.
SEE P. 14
24V POWER
FROM FR.JCT.BOX
SEE P. 1
24V ILLUMINATION
FROM HEAD & MARKER SW.
SEE P. 9
24V HOT WIRE
FROM FR.JCT.BOX
SEE P.1
FROM KEYLESS MODULE
C262 (12) SEE P. 15
FROM KEYLESS KEYBOARD
CHASSIS GROUND SEE P. 15
FROM HEAD & MARK. SW.
SEE P. 9
24V POWER
FROM FR.JCT.BOX
SEE P.1
24-39-16
24-114A-18
24-24F-14
CB59
8A
24-39-16
C2
15
C45
2
24-39A-16
0-0A-18
0-0A-18
0-0A-14
FRS
24-63C-18
D51
C411
7
C411
9
24-35-16
C1
27
C11
13
24-35-16
24-35B-16
STEP LTS DOOR SW.
(NC= DOOR OPENED)
CB85
24-24D-14
6A
24-7B-16
30
87A
87
24-35B-16
C3
8
C13
3
85
86
R64
0-0A-18
FJB
12-283-18
C3
5
STEP LTS
C11
20
0-0C-16
FS
ENTRANCE DOOR LTS
0-0L-18
C264
9
C267
6
24-63C-18
CB57
8A
24-24E-14
24-114B-16
30
86
R28
85
87
87A
0-0-18
FJB
24-114-16
C2
14
RHEOSTAT
C308
1
2
C171
26
27
C10
3
2
1
12
24-114-16
24-114D-20
24-114E-20
24-114A-16
0-0A-16
0-0P-10
C250
1
4
5
3
2
RED
ORA
GRN
BLK
GRN
C9
15
REGULATOR RI-87
FS
TO R.H. SW. PANEL
TO L.H. SW. PANEL
TO L.H. CONSOLE
TO INSTRUMENT PANEL
(L.H.SECTION)
TO INSTRUMENT PANEL
(CENTER SECTION)
TO INSTRUMENT PANEL
(R.H. SECTION)
TO CRUISE CTRL. SW.
(LH CONSOLE) SEE P. 5
TO VIM WORLD TRANSMISSION
RR JCT BOX C5 (20) SEE P. 6
C55
4
C376
17
C70
20
C71
25
C73
5
C74
2
C8
37
C323
2
24-114A-16
24-39-16
C70
20
C171
36
23
25
C276
5
2
1
3
C171
37
0-0J-18
24-114A-18
24-39C-16
24-39-16
24-39B-16
C252
9
10
7
5
1
C320
0-0J-16
FS
C276
4
0-0L-18
24-114A-18
24-39B-16
24-39A-16
24-39C-16
C252
9
10
7
5
1
C280
0-0L-16
FS
DRIVER'S LTS SW.
3-WAY SW.
DRIVER'S LTS
ENTRANCE DOOR SW. & LTS
INTERIOR LIGHTING
DASH LTS. RHEOSTAT

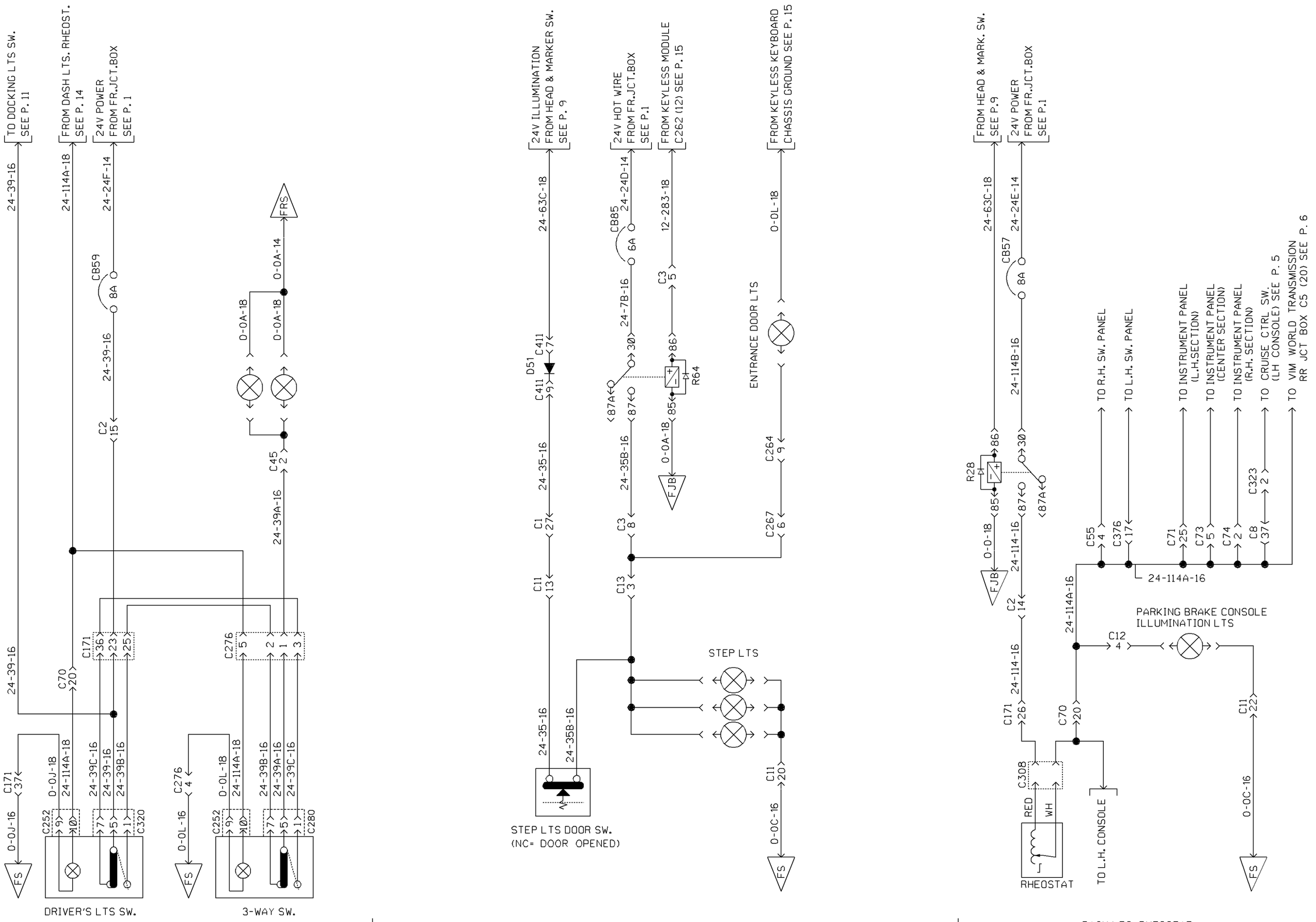

INTERIOR LIGHTING

PREVOST CAR inc.	WIRING DIAGRAM	NO: D060870	P. 14	REVISION 001

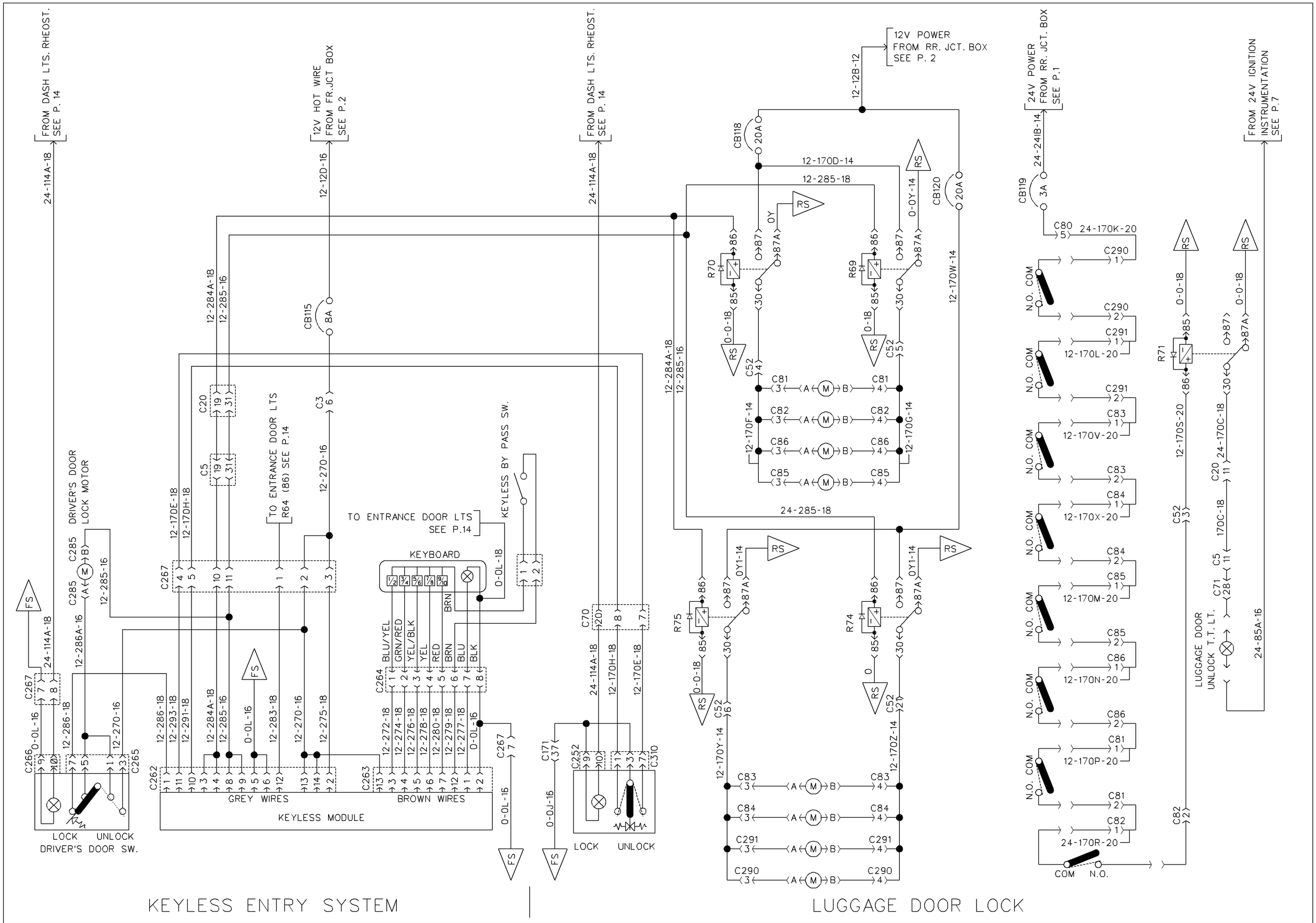

KEYLESS ENTRY SYSTEM

LUGGAGE DOOR LOCK

PREVOST CAR inc.	WIRING DIAGRAM	NO: D060870	P. 15	REVISION 000

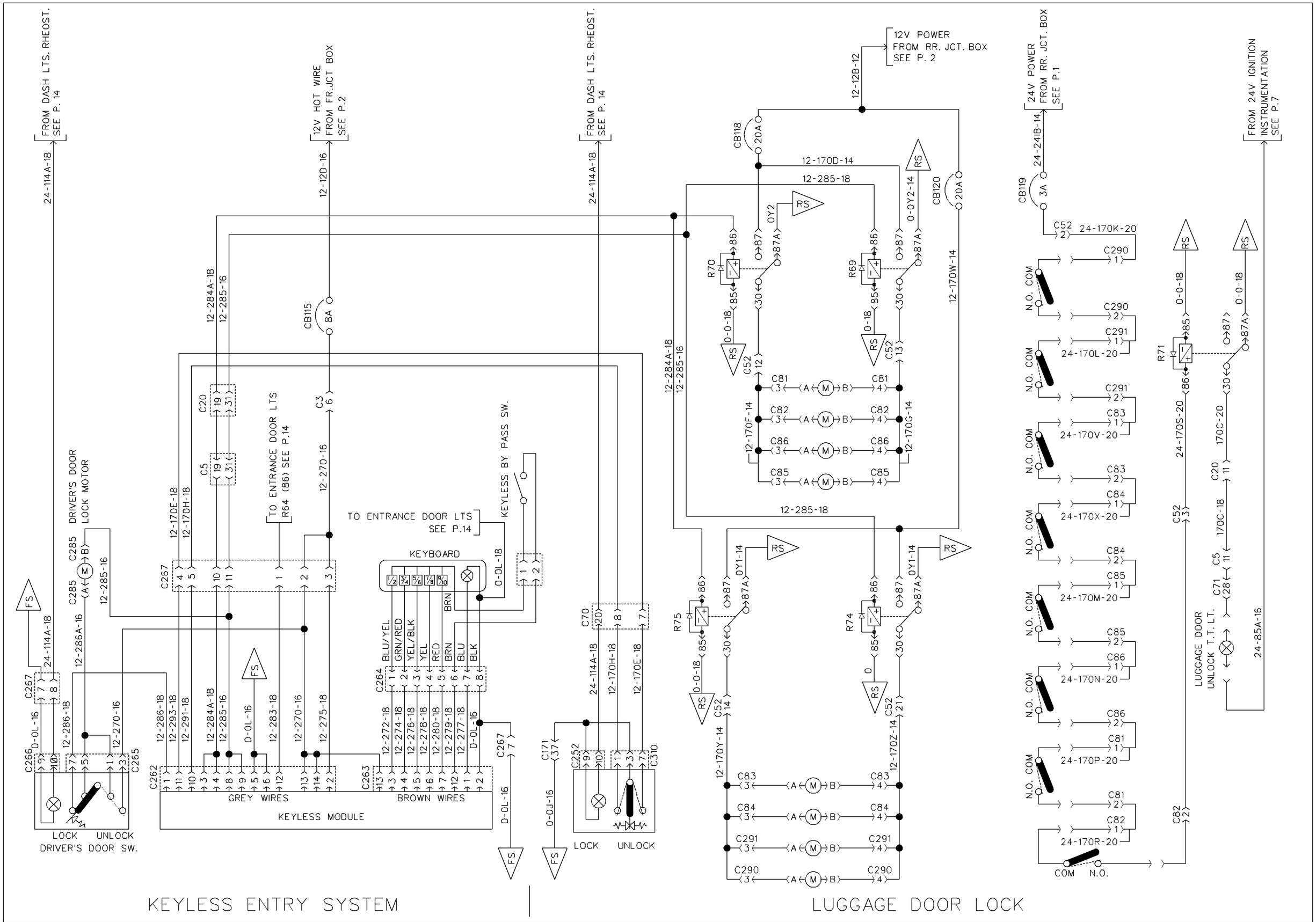
FROM DASH LTS. RHEOST. SEE P. 14
12V HOT WIRE FROM FR.JCT BOX SEE P.2
FROM DASH LTS. RHEOST. SEE P. 14
12V POWER FROM RR. JCT. BOX SEE P. 2
24V POWER FROM RR. JCT. BOX SEE P.1
FROM 24V IGNITION INSTRUMENTATION SEE P.7
DRIVER'S DOOR LOCK MOTOR
TO ENTRANCE DOOR LTS R64 (86) SEE P.14
TO ENTRANCE DOOR LTS SEE P.14
KEYLESS BY PASS SW.
KEYBOARD
GREY WIRES
BROWN WIRES
KEYLESS MODULE
LOCK UNLOCK
DRIVER'S DOOR SW.
LOCK UNLOCK
LUGGAGE DOOR UNLOCK T.T. LT.
N.O. COM
COM N.O.
KEYLESS ENTRY SYSTEM
LUGGAGE DOOR LOCK

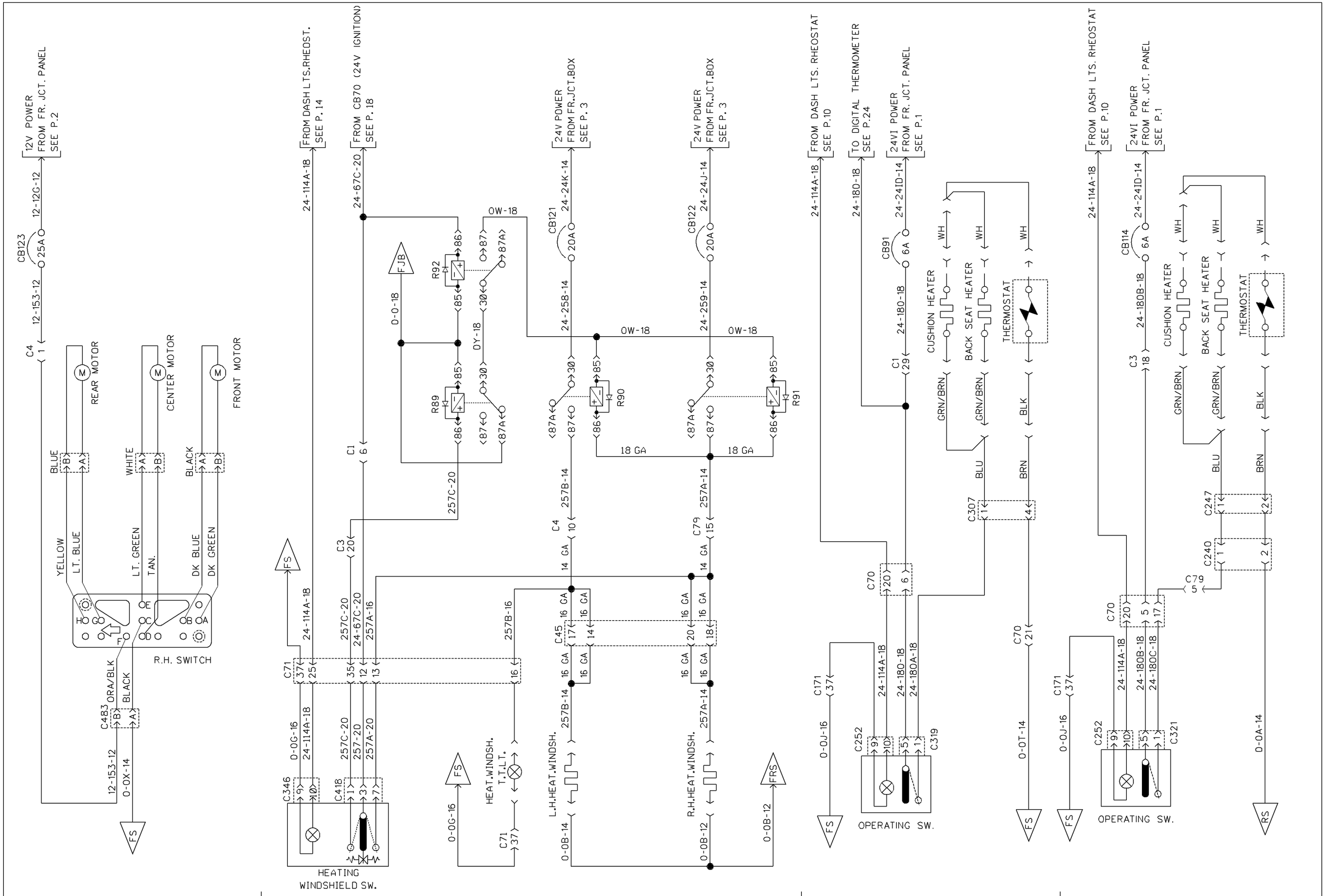

DRIVER'S SEAT ELECT. ADJ. | HEATED WINDSHIELD | DRIVER'S SEAT HEATER | CO-PILOT SEAT HEATER

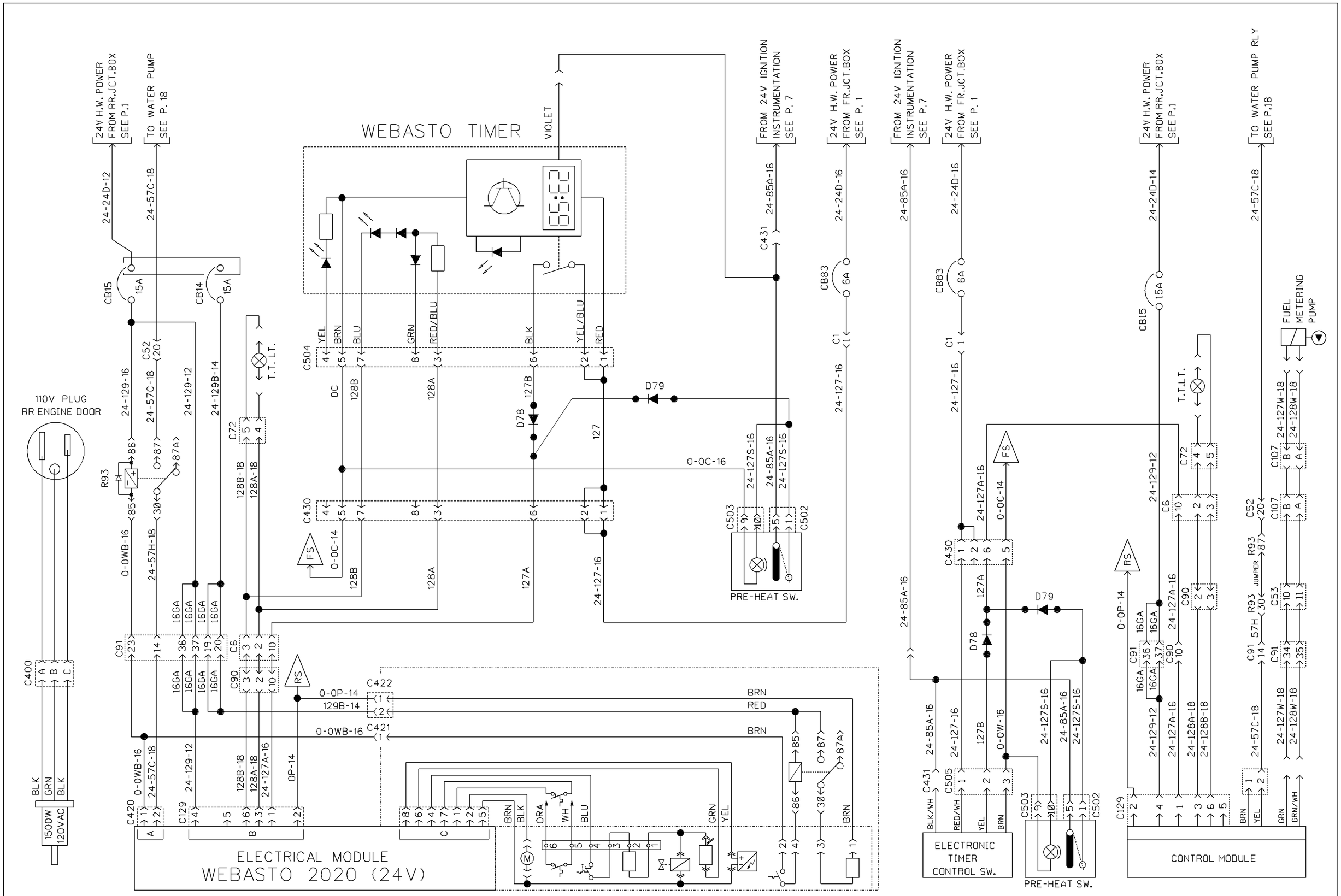

ENGINE BLOCK HEATER

PRE-HEAT WATER HEATER (WEBASTO 2020)

PRE-HEAT WATER HEATER (ESPAR)

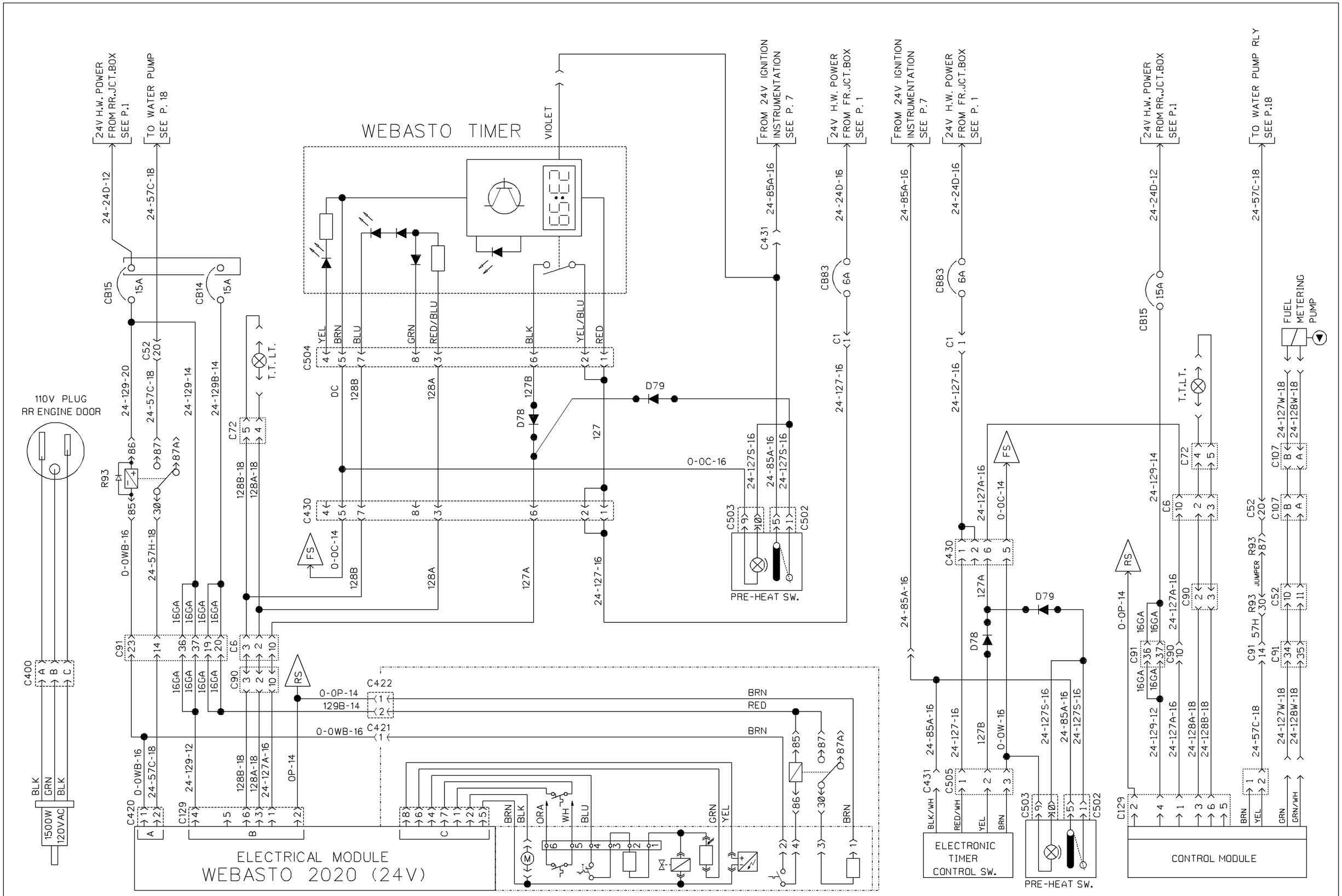

ENGINE BLOCK HEATER

PRE-HEAT WATER HEATER (WEBASTO 2020)

PRE-HEAT WATER HEATER (ESPAR)

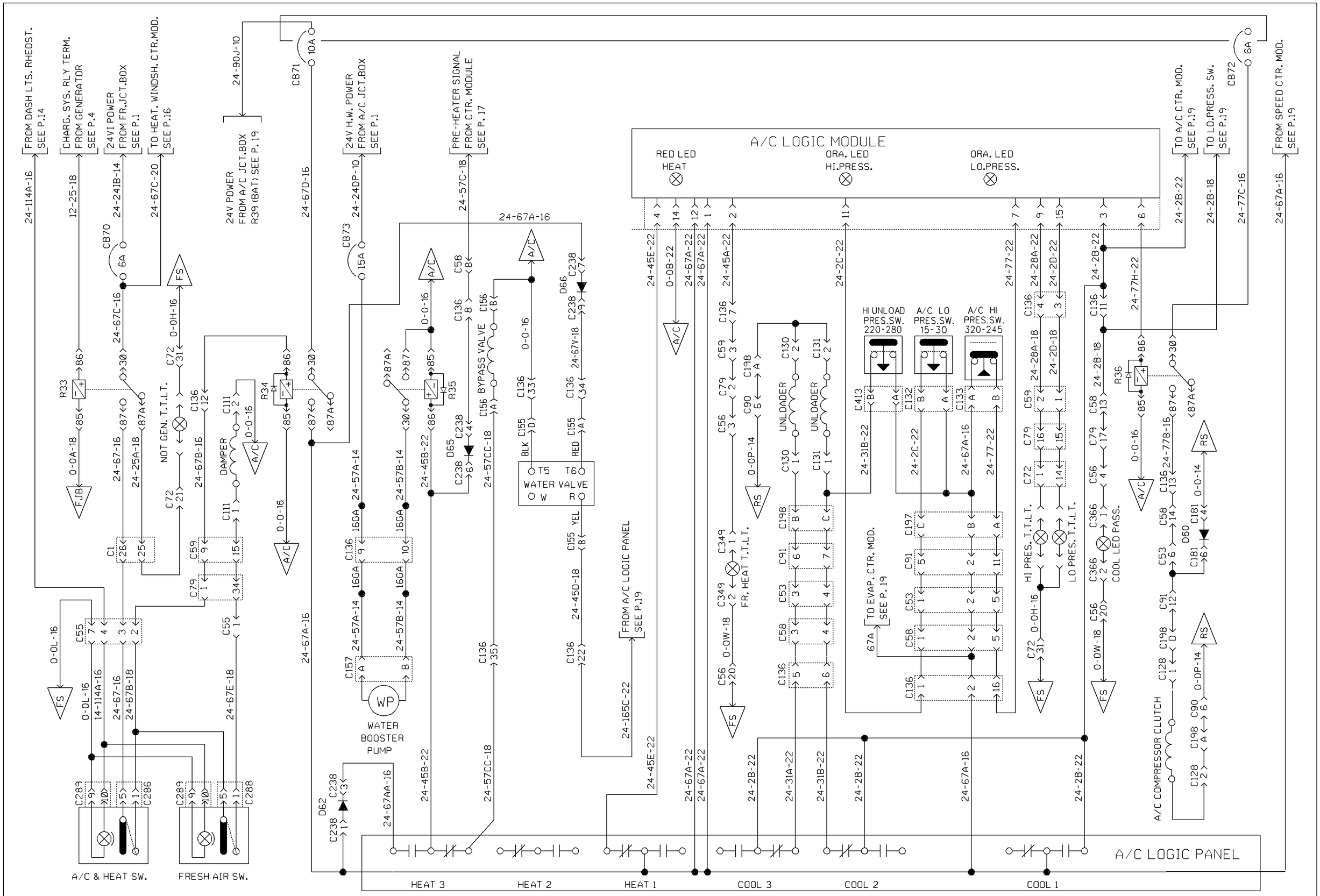

A/C AND HEAT SYSTEM

PREVOST CAR inc.	WIRING DIAGRAM	NO: D060870	P. 18	REVISION 000

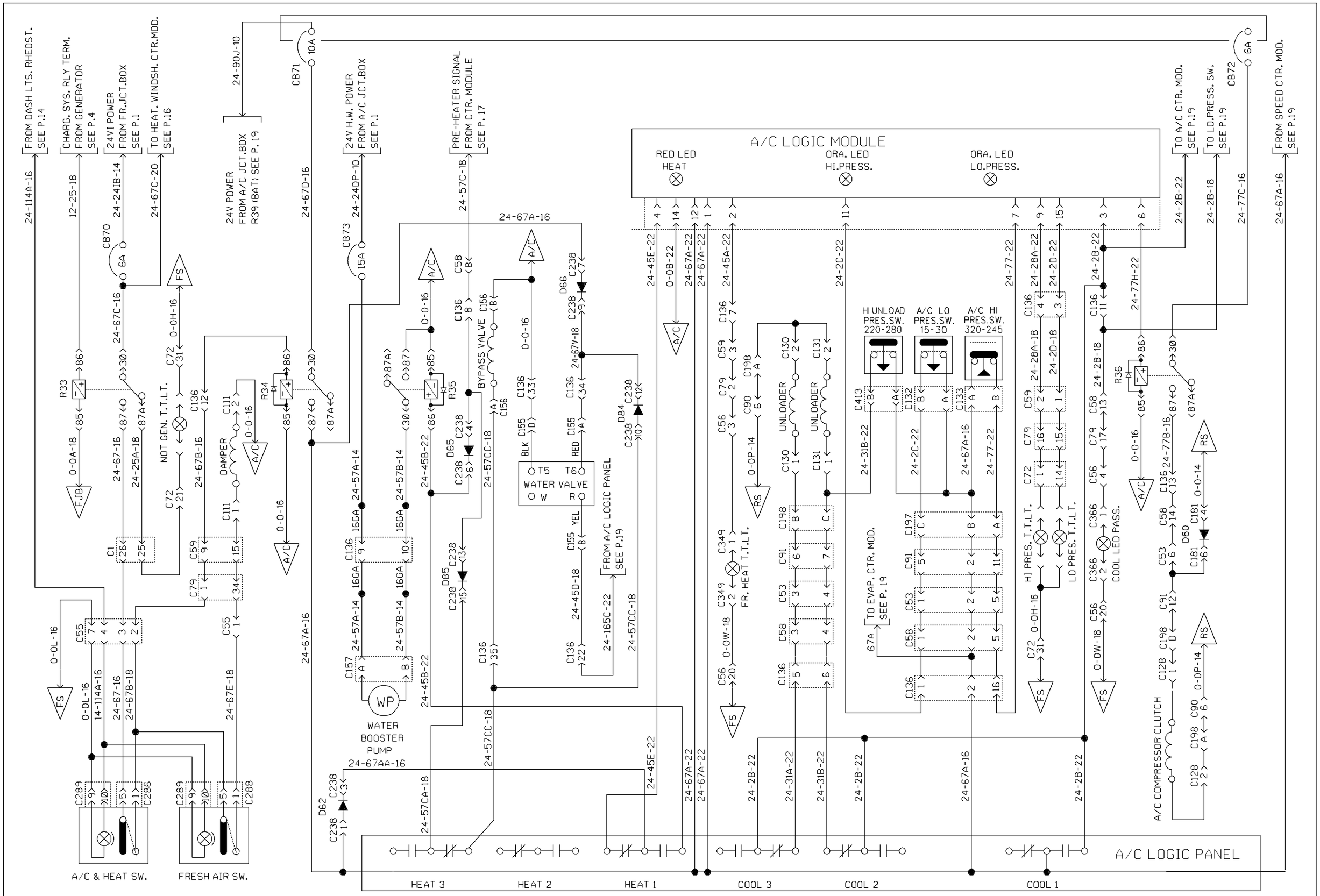

A/C AND HEAT SYSTEM

PREVOST CAR inc.	WIRING DIAGRAM	NO: D060870	P. 18	REVISION 009

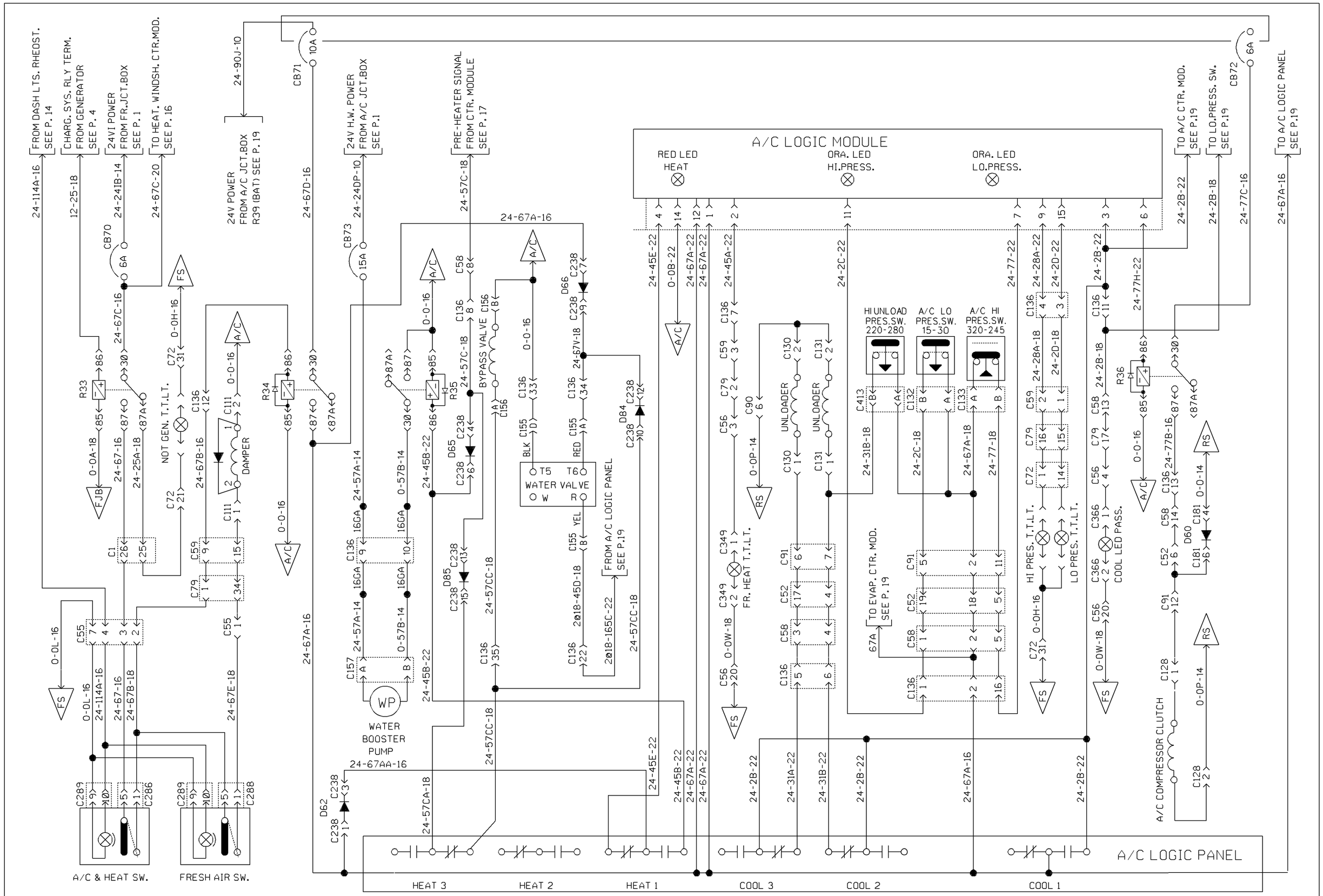

A/C AND HEAT SYSTEM

PREVOST CAR inc.	WIRING DIAGRAM	NO: D060870	P. 18	REVISION 012

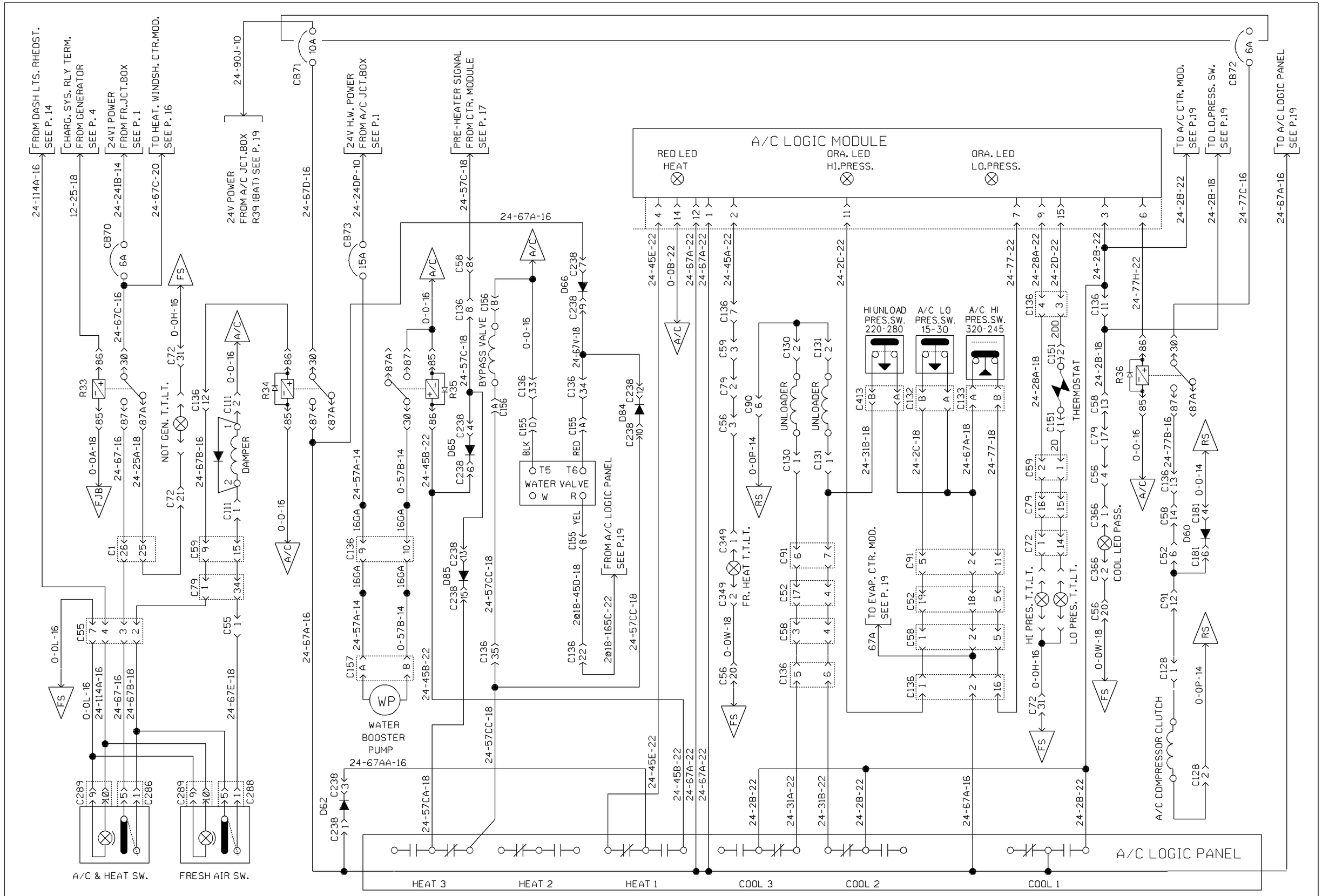

A/C AND HEAT SYSTEM

PREVOST CAR inc.	WIRING DIAGRAM	NO: D060870	P. 18	REVISION 015

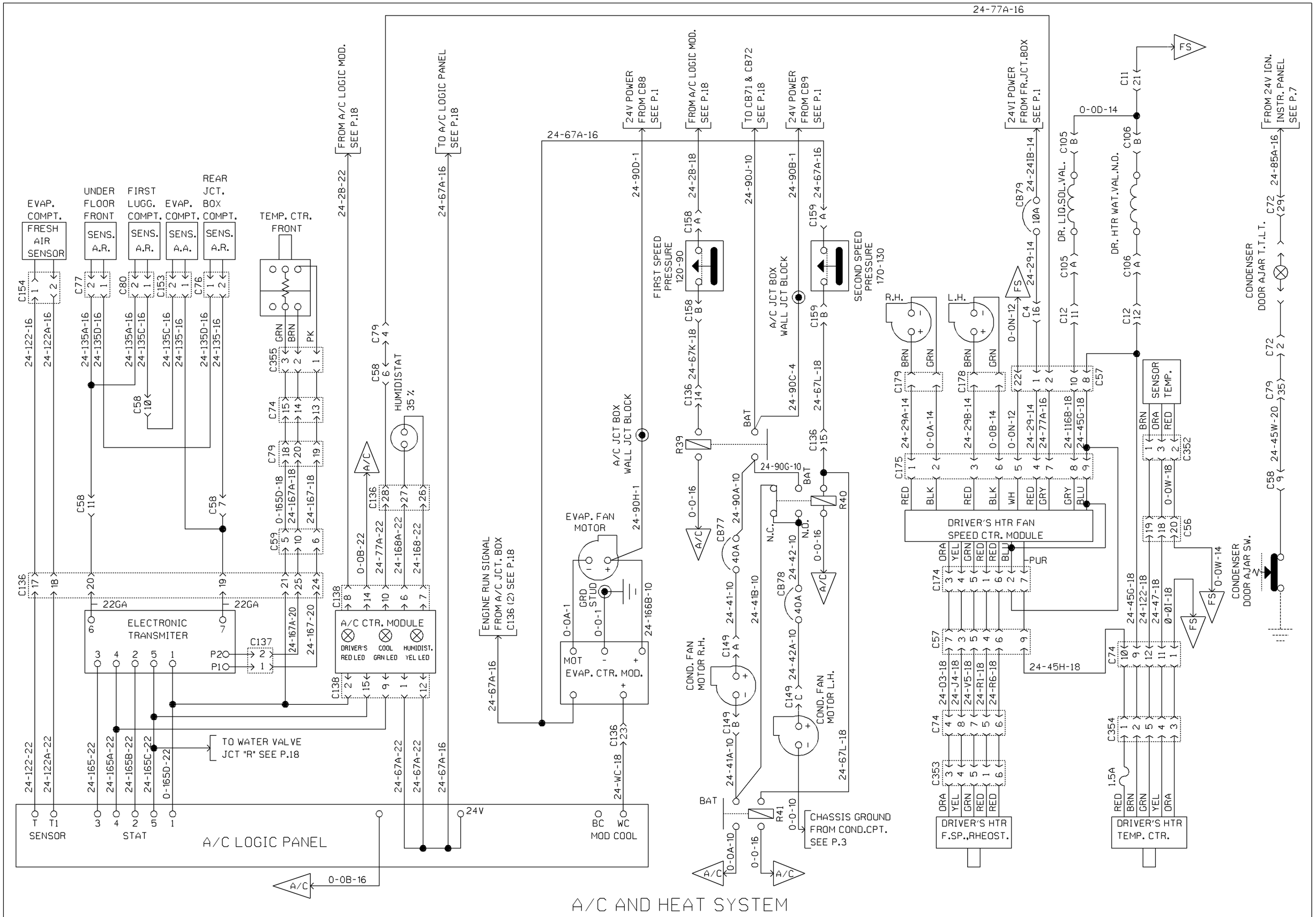
24-77A-16
24-67A-16
EVAP. COMPT.
FRESH AIR SENSOR
UNDER FLOOR FRONT
SENS. A.R.
FIRST LUGG. COMPT.
SENS. A.R.
EVAP. COMPT.
SENS. A.A.
REAR JCT. BOX COMPT.
SENS. A.R.
TEMP. CTR. FRONT
FROM A/C LOGIC MOD. SEE P.18
TO A/C LOGIC PANEL SEE P.18
24V POWER FROM CB8 SEE P.1
FROM A/C LOGIC MOD. SEE P.18
TO CB71 & CB72 SEE P.18
24V POWER FROM CB9 SEE P.1
24VI POWER FROM FR.JCT.BOX SEE P.1
FROM 24V IGN. INSTR. PANEL SEE P.7
HUMIDISTAT 35 %
FIRST SPEED PRESSURE 120-90
SECOND SPEED PRESSURE 170-130
A/C JCT BOX WALL JCT BLOCK
R.H.
L.H.
DR. LIQ.SOL.VAL.
DR. HTR WAT.VAL.N.D.
CONDENSER DOOR AJAR T.T.L.T.
SENSOR TEMP.
DRIVER'S HTR FAN SPEED CTR. MODULE
ELECTRONIC TRANSMITER
A/C CTR. MODULE
DRIVER'S RED LED
COOL GRN LED
HUMIDIST. YEL LED
EVAP. FAN MOTOR
GRD STUD
MOT
EVAP. CTR. MOD.
ENGINE RUN SIGNAL FROM A/C JCT. BOX C136 (2) SEE P.18
TO WATER VALVE JCT "R" SEE P.18
COND. FAN MOTOR R.H.
COND. FAN MOTOR L.H.
CHASSIS GROUND FROM COND.CPT. SEE P.3
CONDENSER DOOR AJAR SW.
DRIVER'S HTR F.SP.,RHEOST.
DRIVER'S HTR TEMP. CTR.
A/C LOGIC PANEL
T SENSOR
T1
STAT
24V
BC MOD
WC COOL
A/C AND HEAT SYSTEM

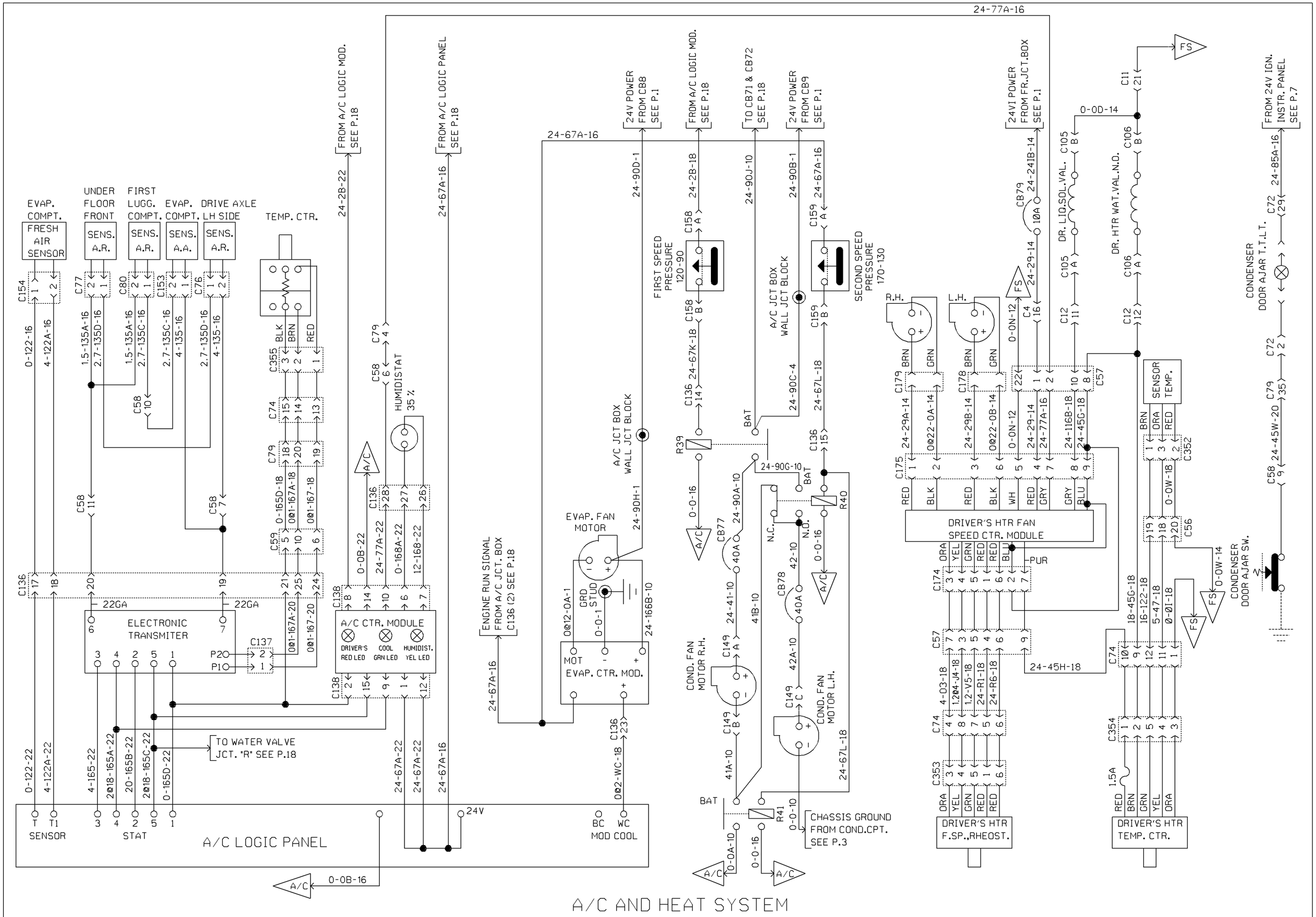

A/C AND HEAT SYSTEM

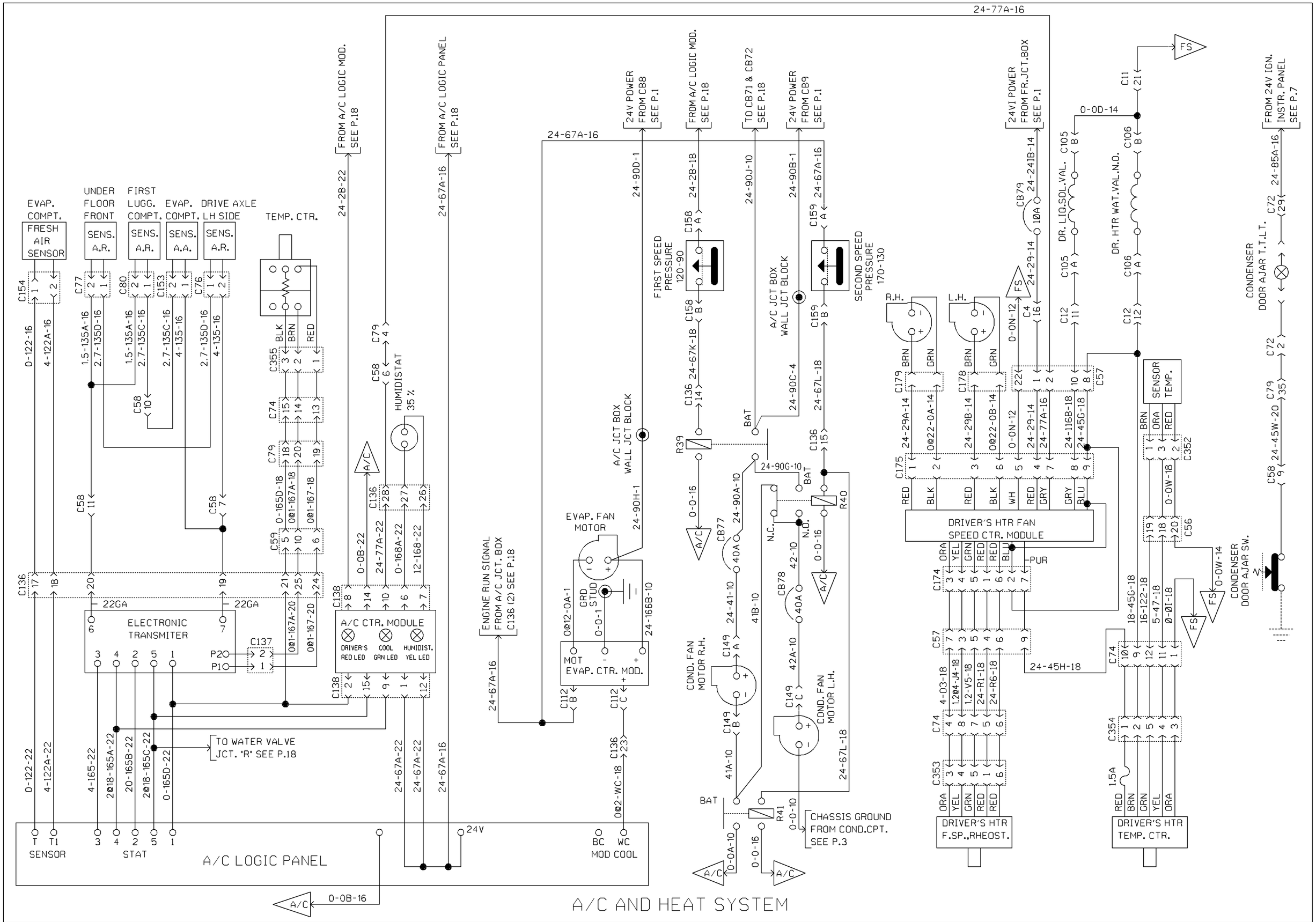
24-77A-16
EVAP. COMPT.
FRESH AIR SENSOR
UNDER FLOOR FRONT
SENS. A.R.
FIRST LUGG. COMPT.
SENS. A.R.
EVAP. COMPT.
SENS. A.A.
DRIVE AXLE LH SIDE
SENS. A.R.
TEMP. CTR.
FROM A/C LOGIC MOD. SEE P.18
24-2B-22
FROM A/C LOGIC PANEL SEE P.18
24-67A-16
HUMIDISTAT 35 %
A/C
ELECTRONIC TRANSMITER
22GA
P2
P1
A/C CTR. MODULE
DRIVER'S RED LED
COOL GRN LED
HUMIDIST. YEL LED
TO WATER VALVE JCT. "R" SEE P.18
ENGINE RUN SIGNAL FROM A/C JCT. BOX C136 (2) SEE P.18
EVAP. FAN MOTOR
GRD STUD
MOT EVAP. CTR. MOD.
24V POWER FROM CB8 SEE P.1
FROM A/C LOGIC MOD. SEE P.18
TO CB71 & CB72 SEE P.18
24V POWER FROM CB9 SEE P.1
FIRST SPEED PRESSURE 120-90
SECOND SPEED PRESSURE 170-130
A/C JCT BOX WALL JCT BLOCK
R39
R40
R41
BAT
COND. FAN MOTOR R.H.
COND. FAN MOTOR L.H.
CHASSIS GROUND FROM COND.CPT. SEE P.3
24V POWER FROM FR.JCT.BOX SEE P.1
R.H.
L.H.
DRIVER'S HTR FAN SPEED CTR. MODULE
DRIVER'S HTR F.SP.,RHEOST.
DRIVER'S HTR TEMP. CTR.
DR. LIQ.SOL.VAL.
DR. HTR WAT.VAL.N.O.
SENSOR TEMP.
CONDENSER DOOR AJAR T.T.L.T.
CONDENSER DOOR AJAR SW.
FROM 24V IGN. INSTR. PANEL SEE P.7
FS
SENSOR
STAT
MOD COOL
24V
A/C LOGIC PANEL
A/C AND HEAT SYSTEM

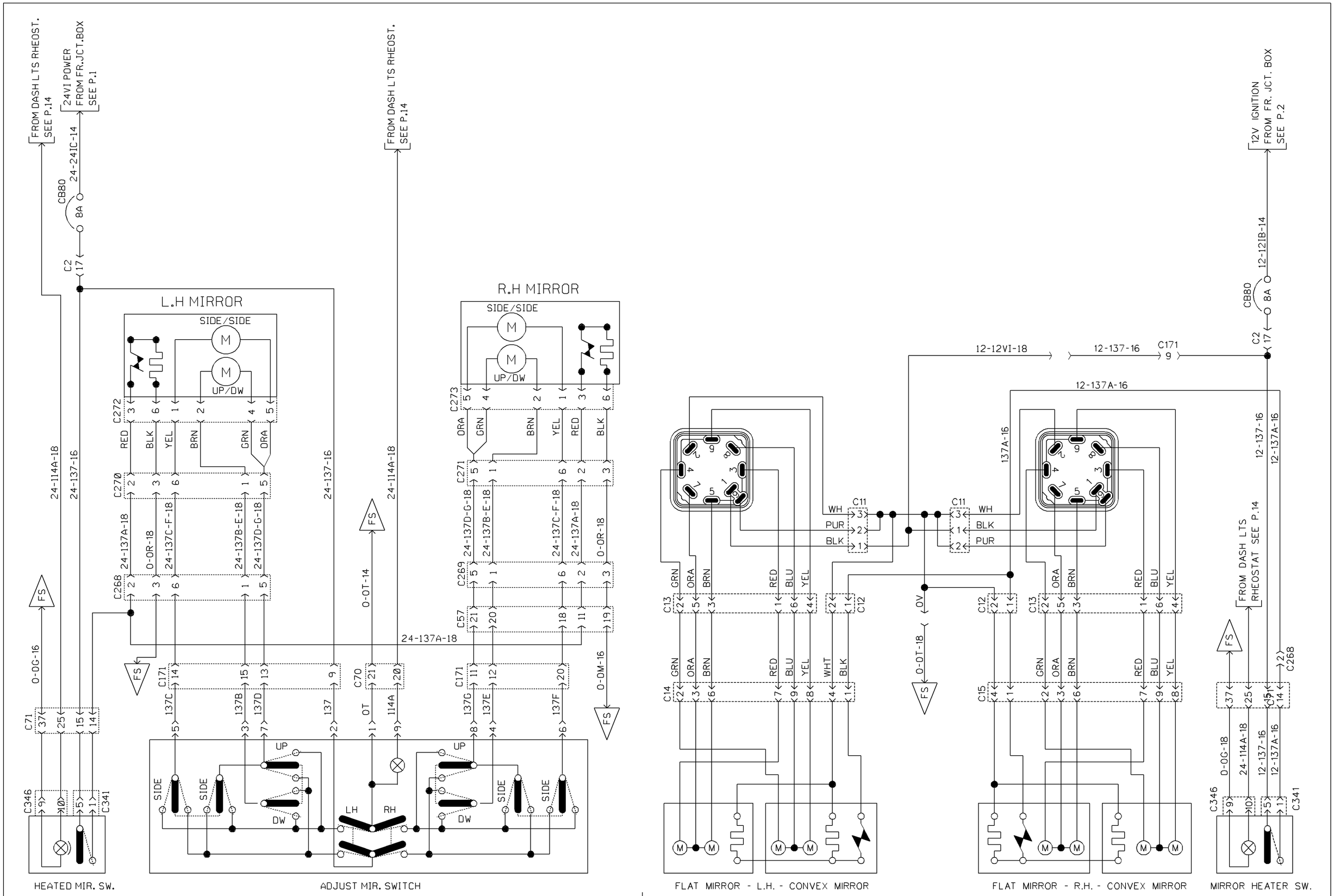

REAR VIEW - ADJUSTMENT & HEATED SW. (SPARTAN)

REAR VIEW MIRROR - ADJUSTMENT & HEATER SW. (RAMCO)

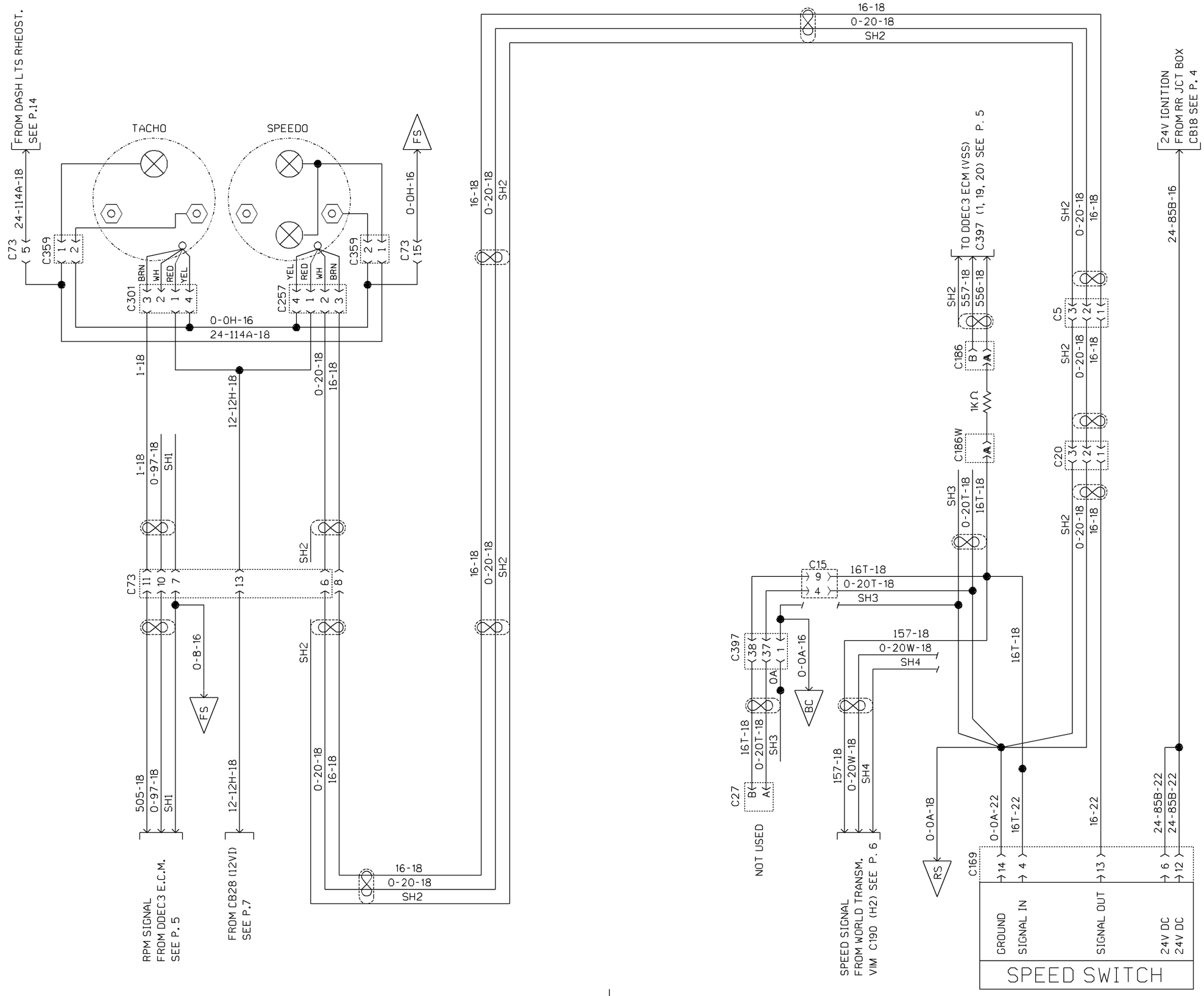

TACHO. & SPEEDO. -VDO

PREVOST CAR inc.	WIRING DIAGRAM	NO: D060870	P. 21 PRIOR	REVISION 000

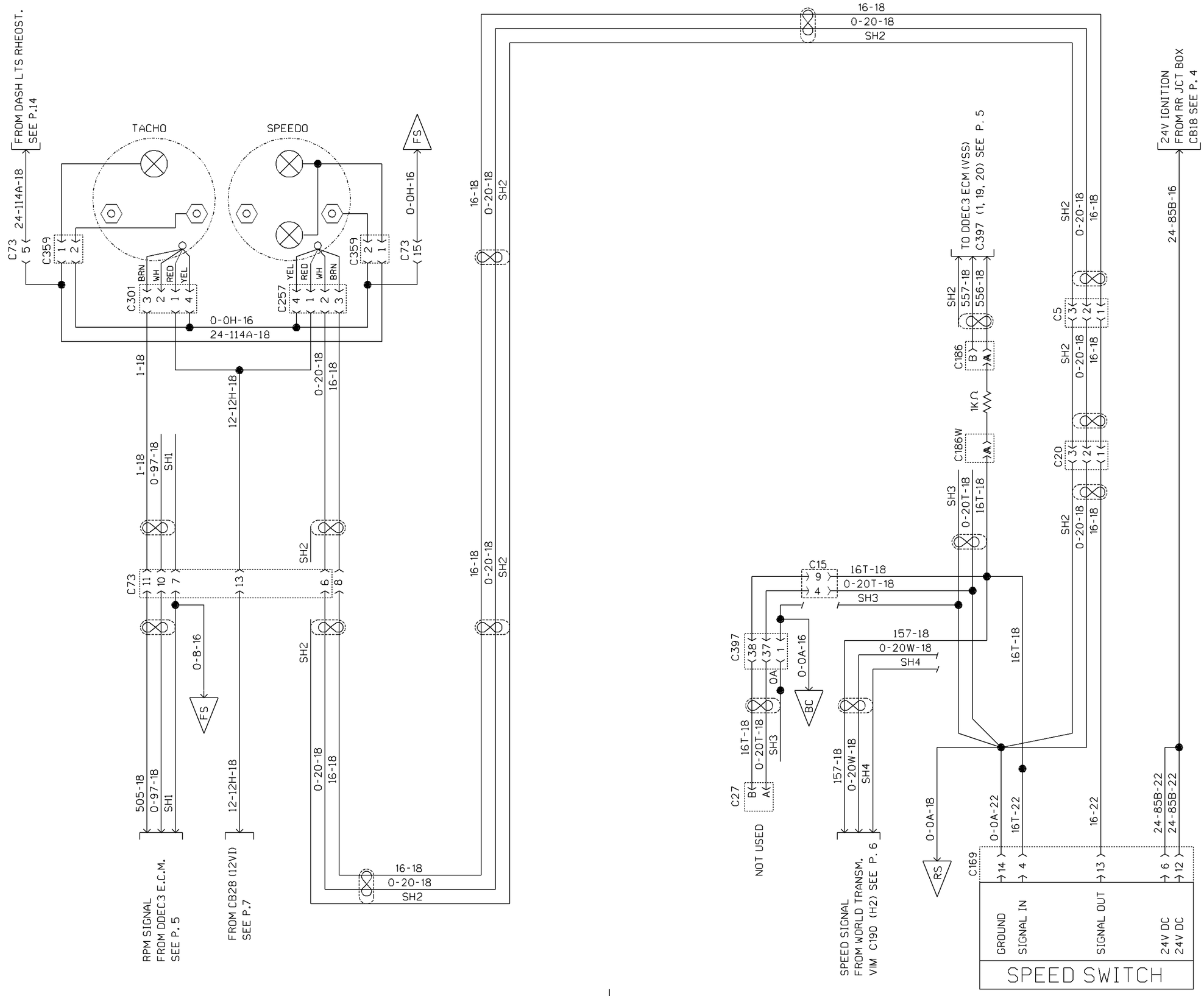

TACHO. & SPEEDO. -VDO

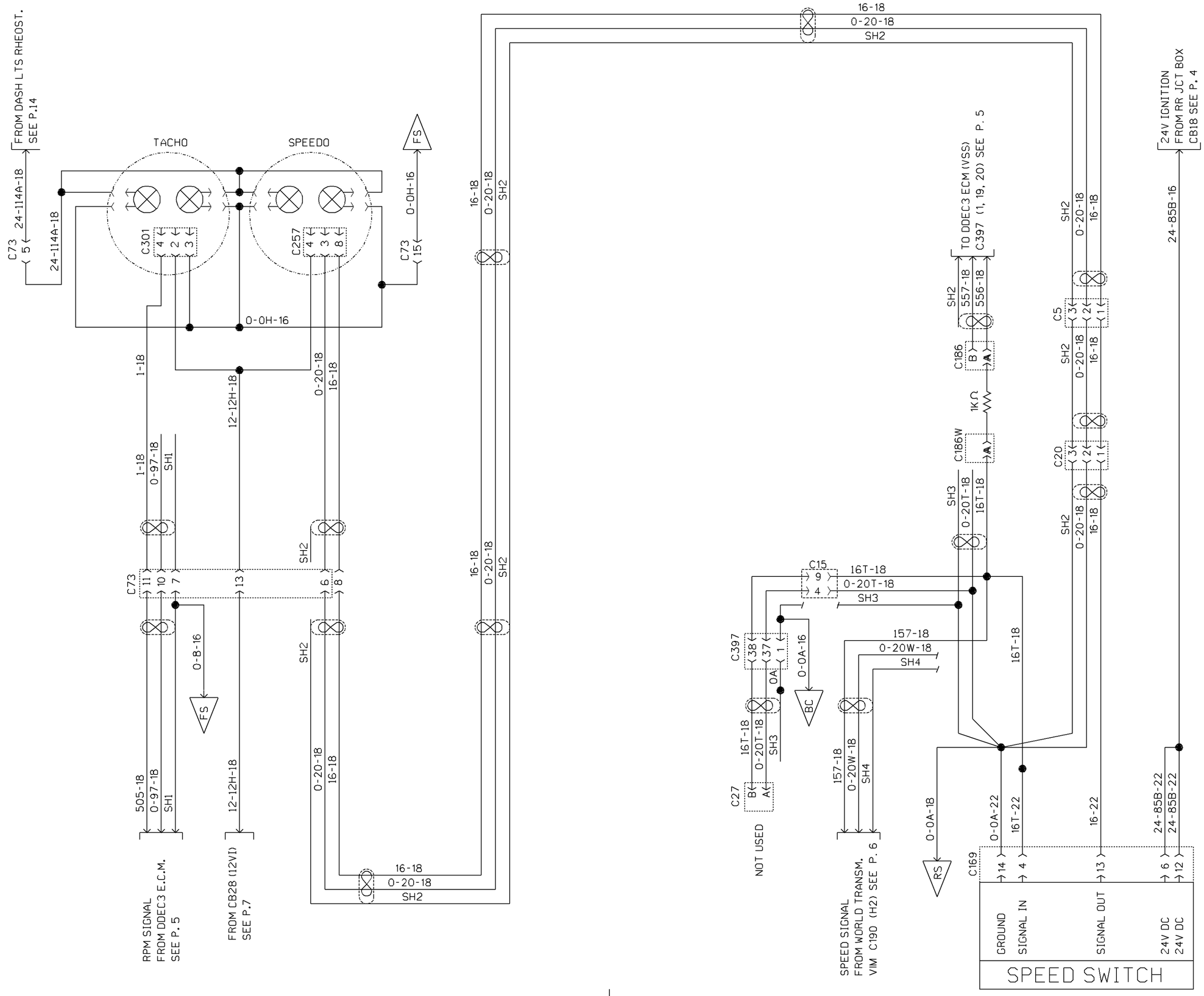

TACHO. & SPEEDO. -VDO

PREVOST CAR inc.	WIRING DIAGRAM	NO: D060870	P. 21	REVISION 010

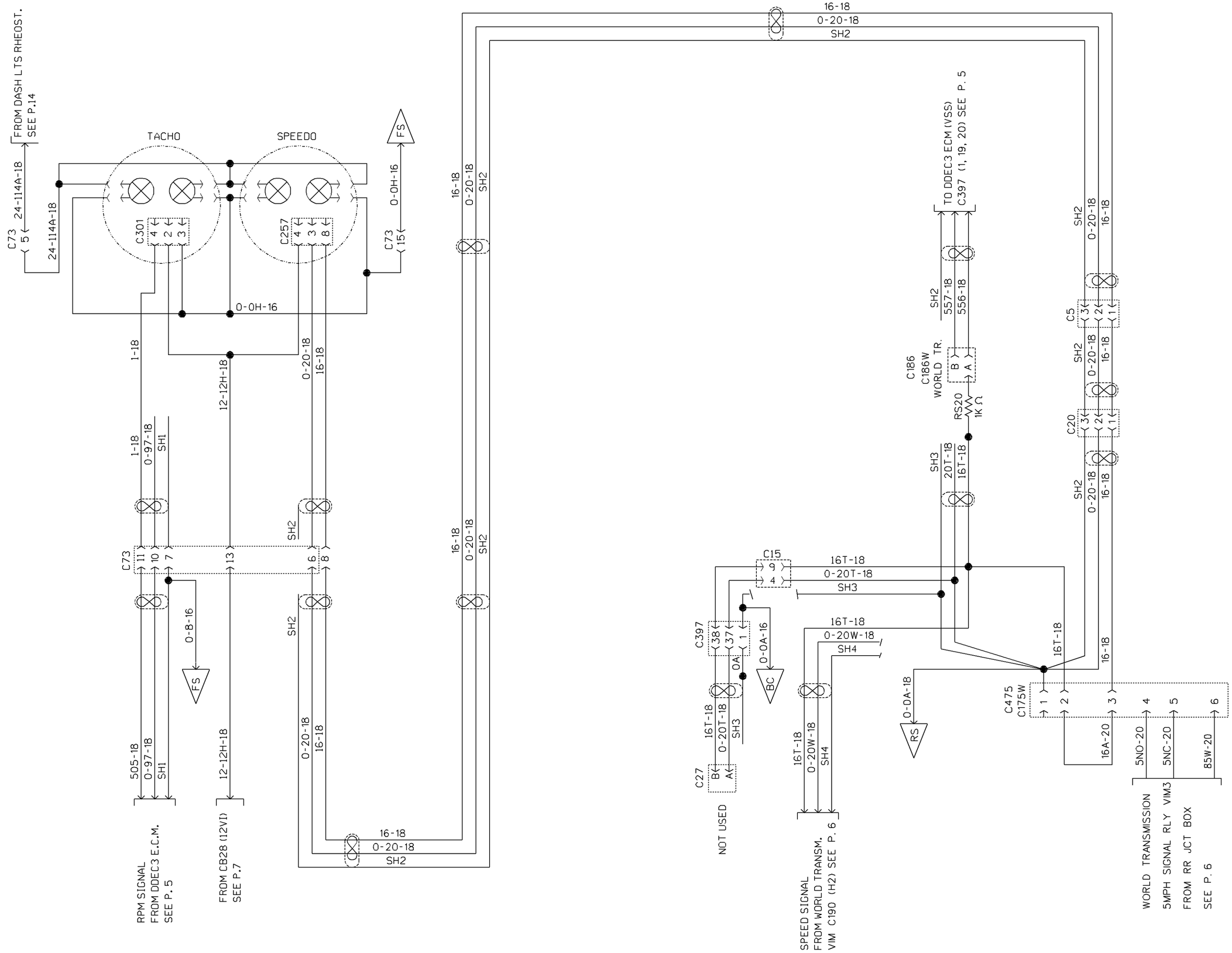

TACHO. & SPEEDO. -VDO

PREVOST CAR inc.	WIRING DIAGRAM	NO: D060870	P. 21	REVISION 012

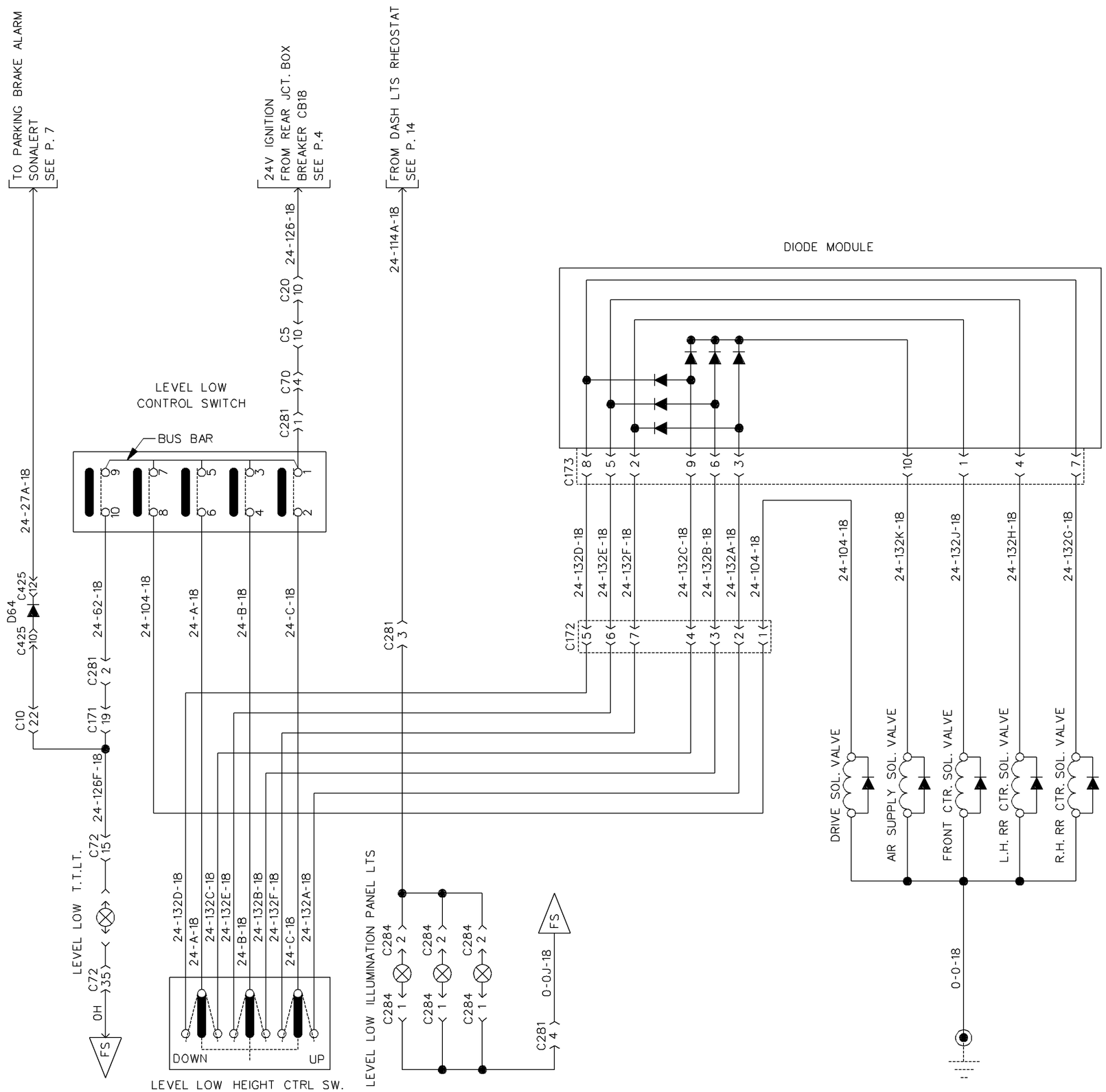

LEVEL - LOW SYSTEM

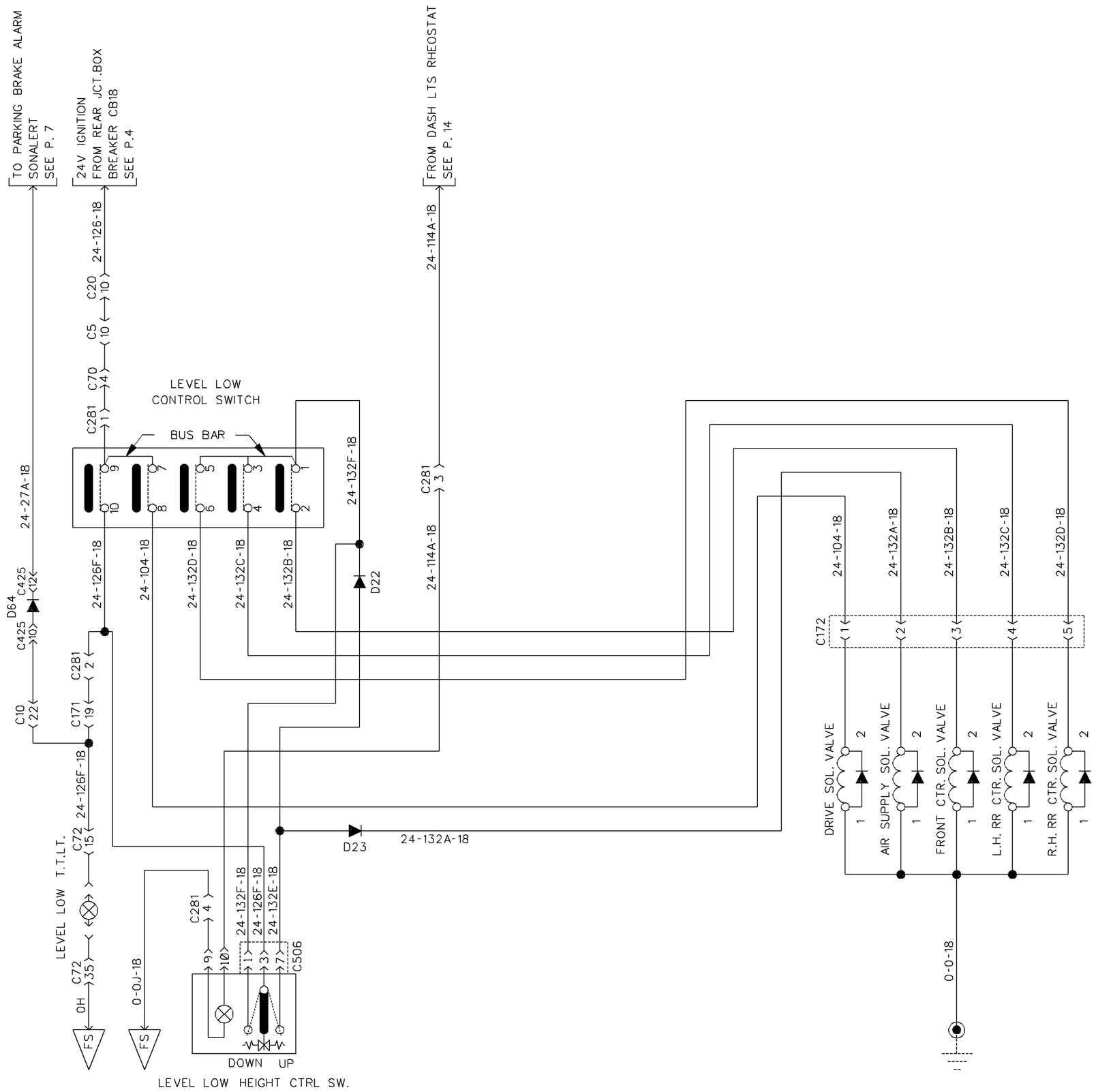

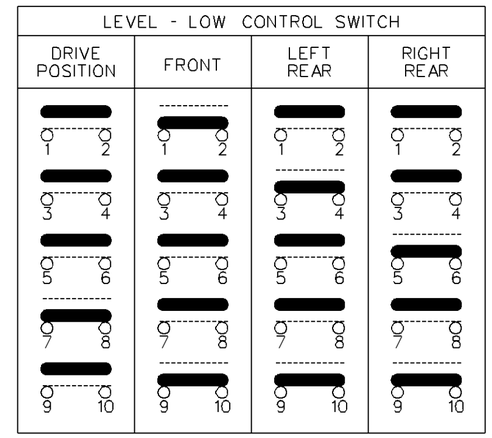

LEVEL - LOW SYSTEM

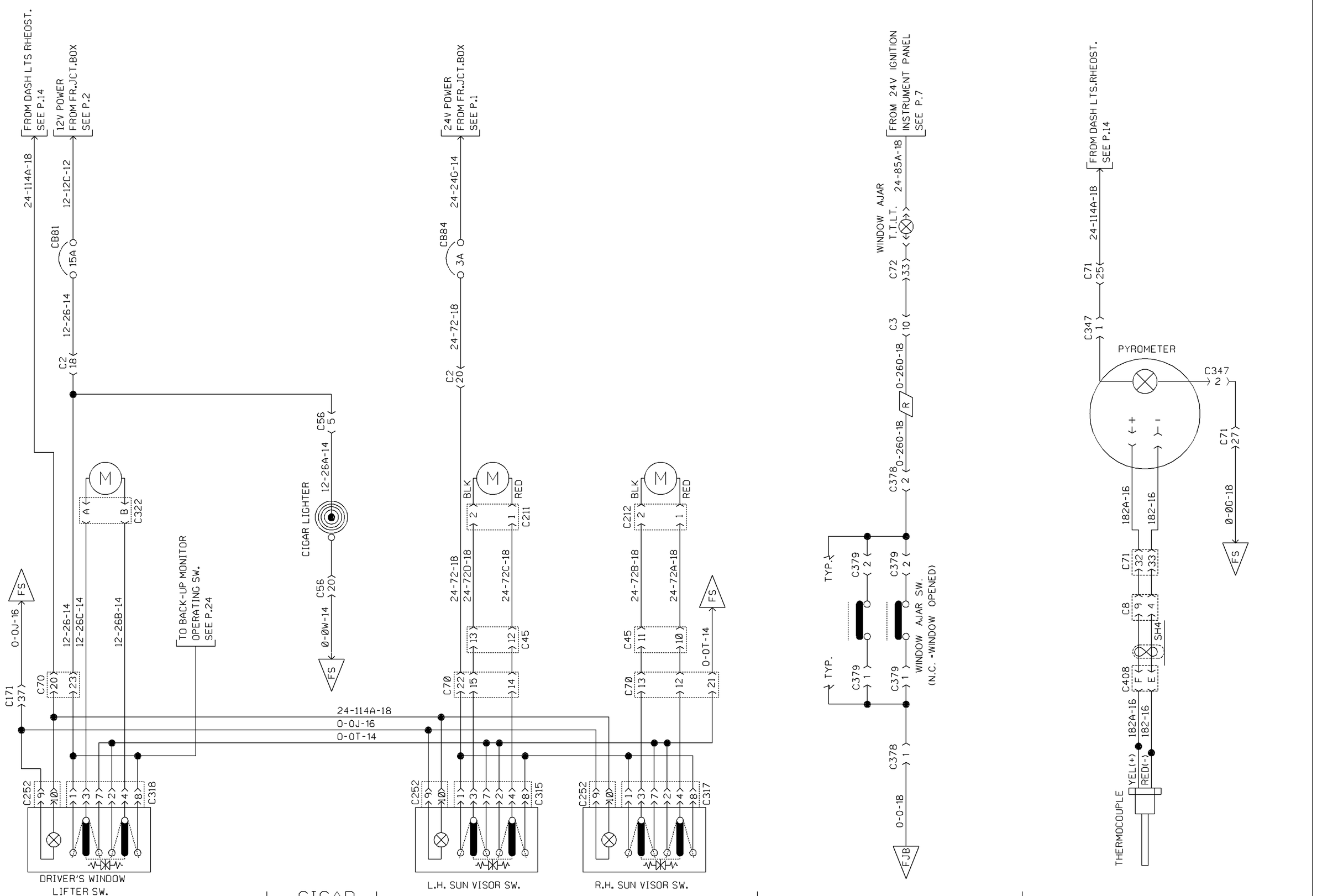

DRIVER'S WINDOW LIFTER | CIGAR LIGHTER | SUN VISOR | WINDOW AJAR | PYROMETER

PREVOST CAR inc.	WIRING DIAGRAM	NO: D060870	P. 23	REVISION 000

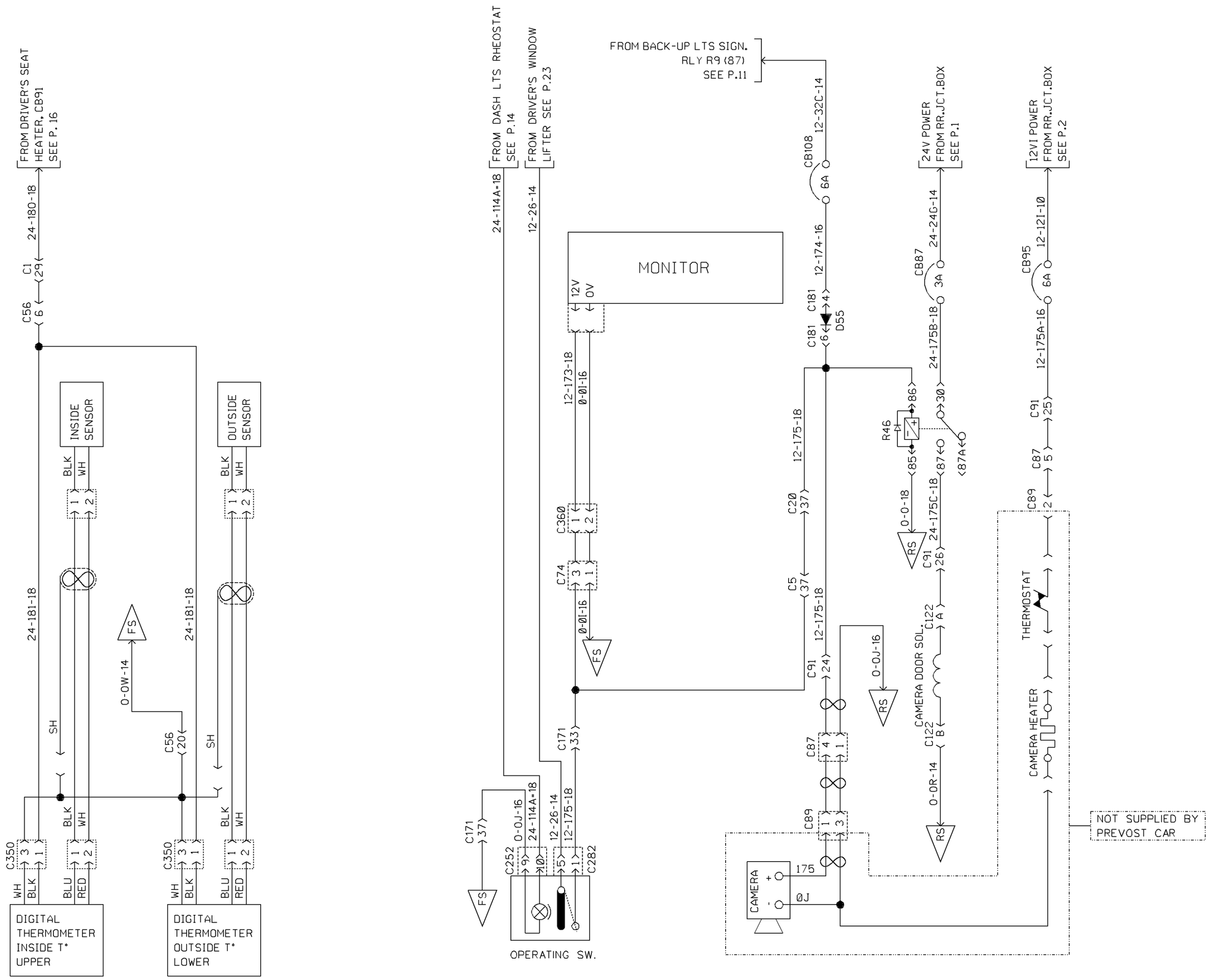

DIGITAL THERMOMETER | BACK-UP MONITOR

PREVOST CAR inc.	WIRING DIAGRAM	NO: D060870	P. 24	REVISION 000

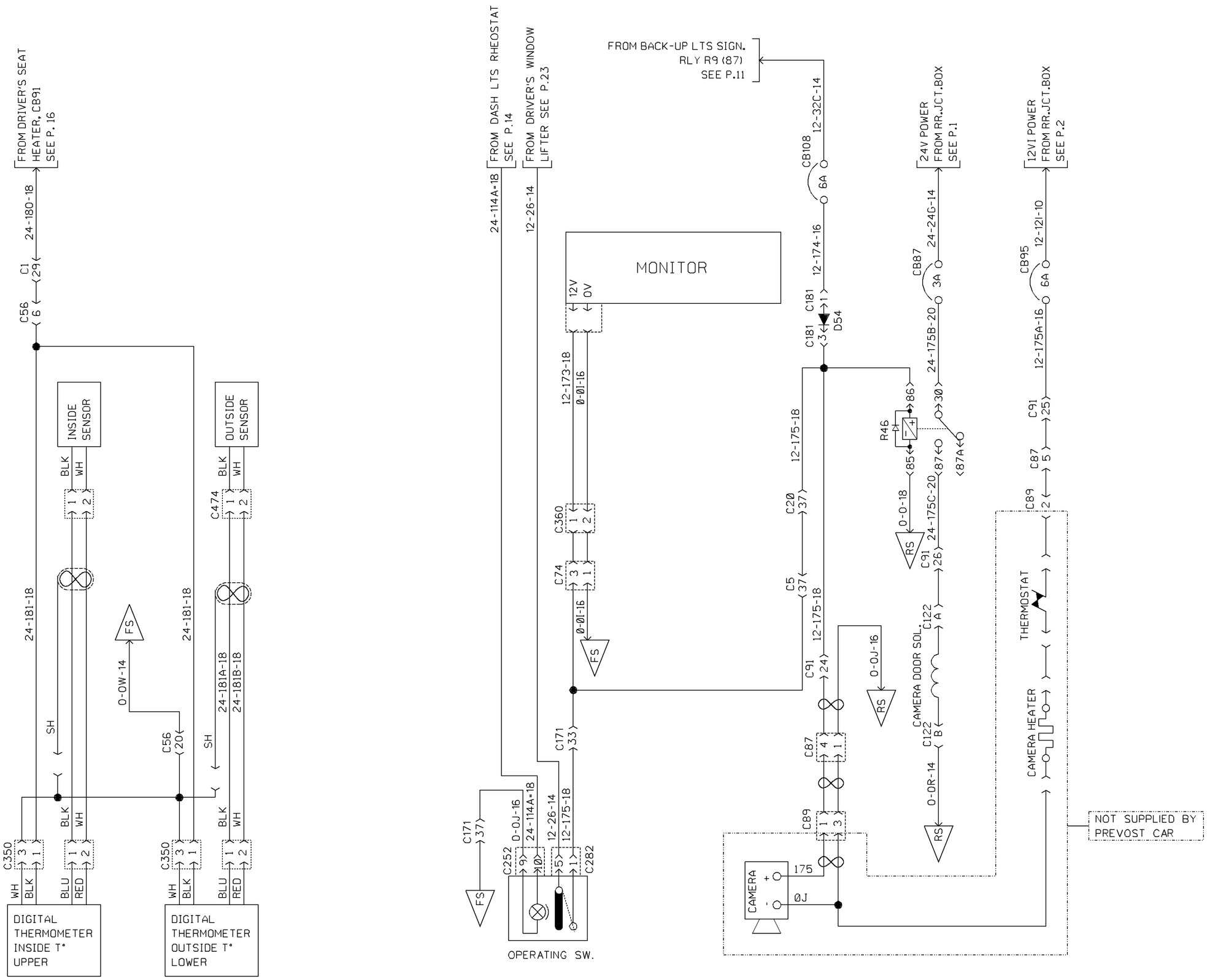

DIGITAL THERMOMETER | BACK-UP MONITOR

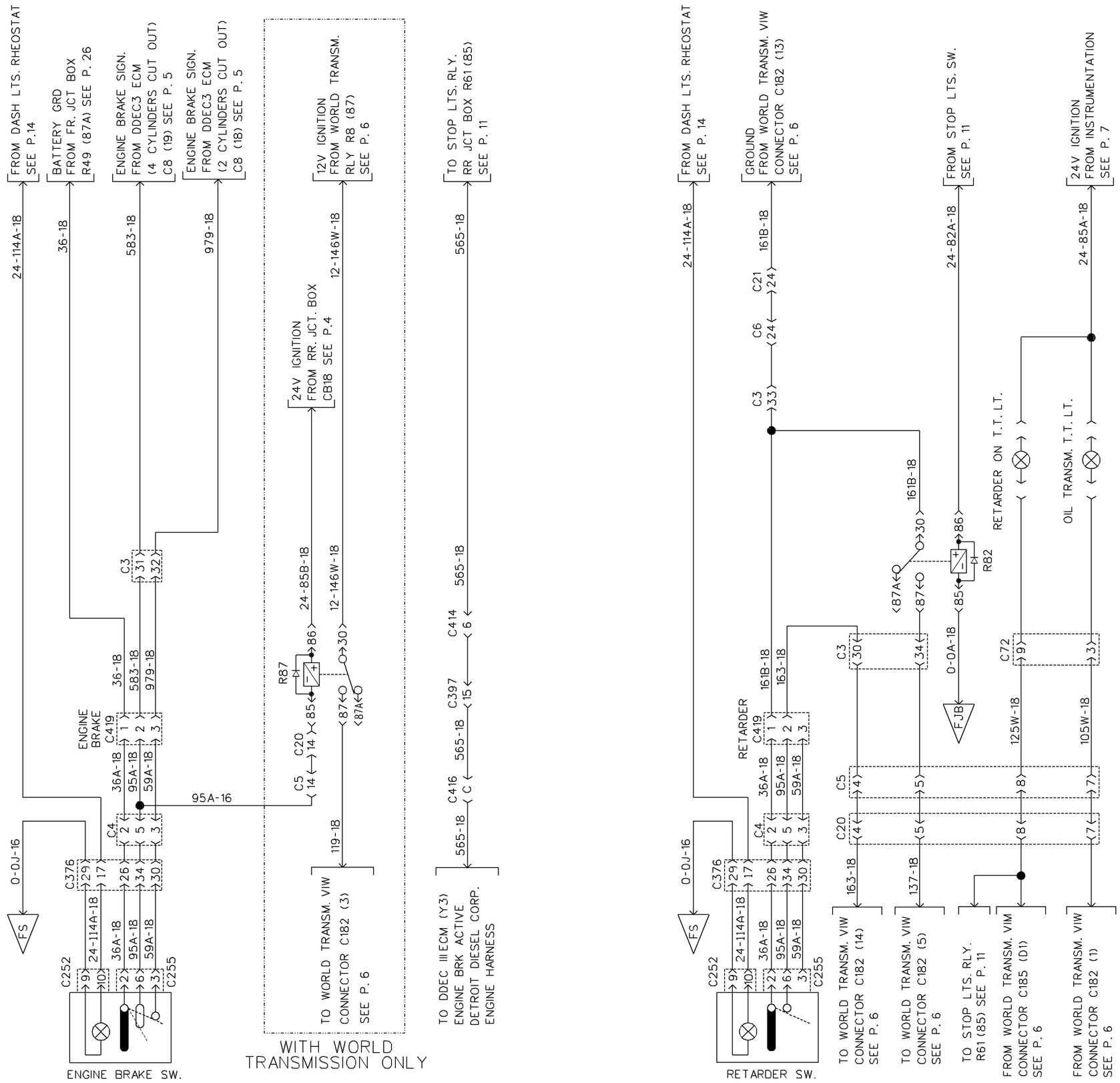
FROM DASH LTS. RHEOSTAT SEE P.14
BATTERY GRD FROM FR. JCT BOX R49 (87A) SEE P. 26
ENGINE BRAKE SIGN. FROM DDEC3 ECM (4 CYLINDERS CUT OUT) C8 (19) SEE P. 5
ENGINE BRAKE SIGN. FROM DDEC3 ECM (2 CYLINDERS CUT OUT) C8 (18) SEE P. 5
12V IGNITION FROM WORLD TRANSM. RLY R8 (87) SEE P. 6
TO STOP LTS. RLY. RR JCT BOX R61 (85) SEE P. 11
24V IGNITION FROM RR. JCT. BOX CB18 SEE P.4
TO WORLD TRANSM. VIW CONNECTOR C182 (3) SEE P. 6
WITH WORLD TRANSMISSION ONLY
TO DDEC III ECM (Y3) ENGINE BRK ACTIVE DETROIT DIESEL CORP. ENGINE HARNESS
ENGINE BRAKE SW.
ENGINE BRAKE SYSTEM
FROM DASH LTS. RHEOSTAT SEE P. 14
GROUND FROM WORLD TRANSM. VIW CONNECTOR C182 (13) SEE P. 6
FROM STOP LTS. SW. SEE P. 11
24V IGNITION FROM INSTRUMENTATION SEE P. 7
RETARDER ON T.T. LT.
OIL TRANSM. T.T. LT.
TO WORLD TRANSM. VIW CONNECTOR C182 (14) SEE P. 6
TO WORLD TRANSM. VIW CONNECTOR C182 (5) SEE P. 6
TO STOP LTS. RLY. R61 (85) SEE P. 11
FROM WORLD TRANSM. VIM CONNECTOR C185 (D1) SEE P. 6
FROM WORLD TRANSM. VIW CONNECTOR C182 (1) SEE P. 6
RETARDER SW.
RETARDER SYSTEM
(WORLD TRANSMISSION)

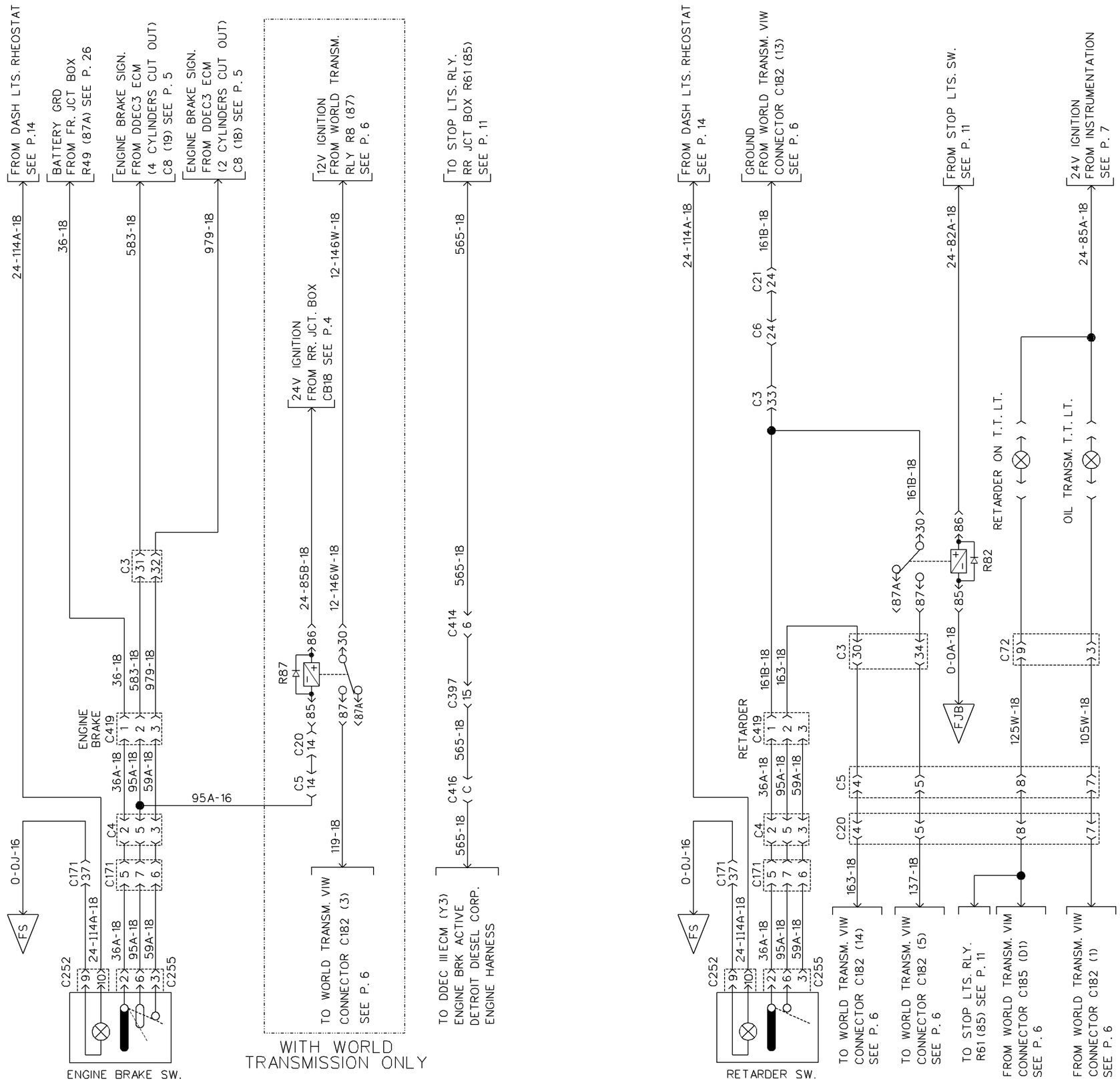

ENGINE BRAKE SYSTEM

RETARDER SYSTEM
(WORLD TRANSMISSION)

PREVOST CAR inc.	WIRING DIAGRAM	NO: D060870	P. 25 PRIOR	REVISION 001

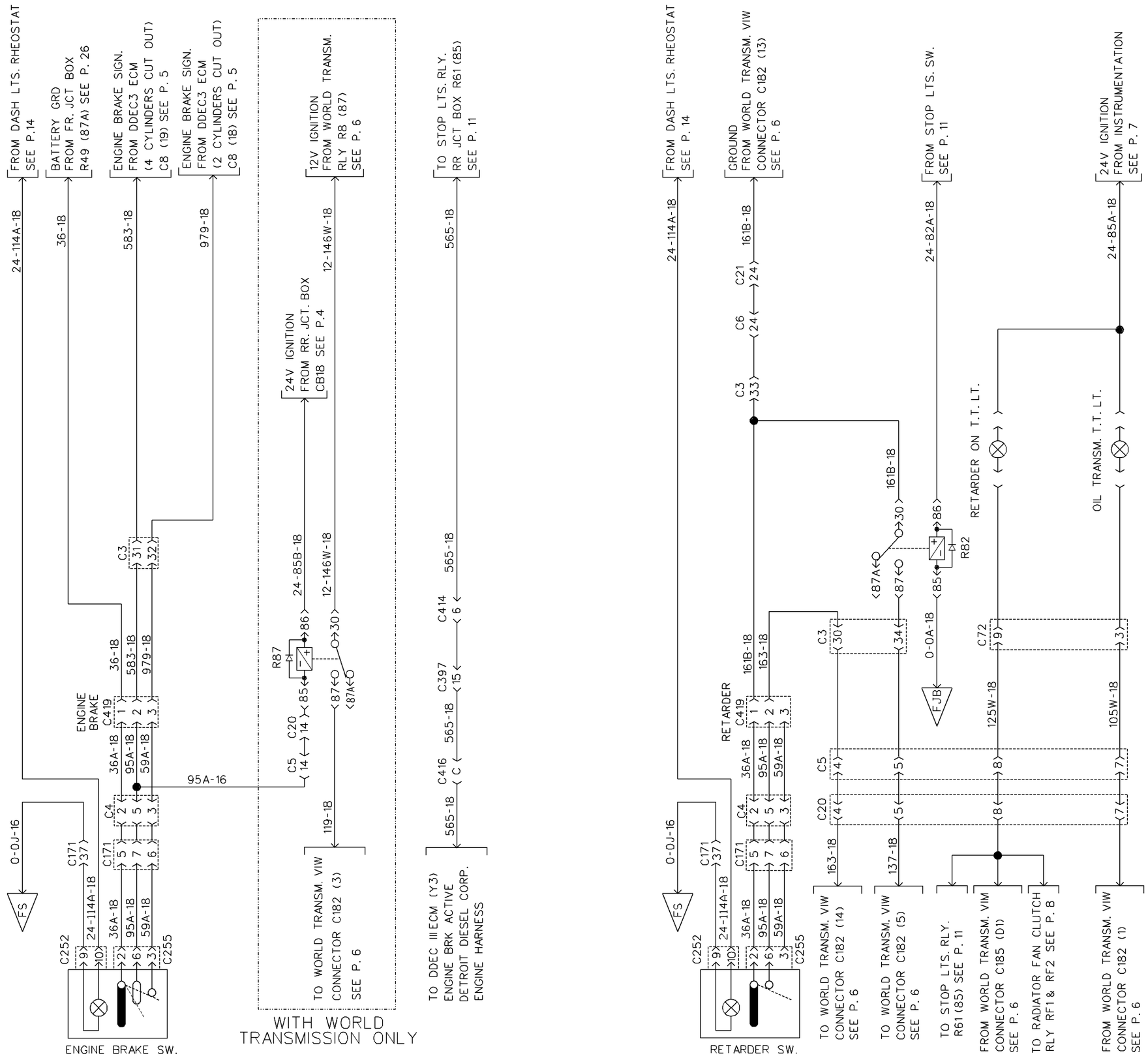

PREVOST CAR inc.	WIRING DIAGRAM	NO: D060870	P. 25	REVISION 003

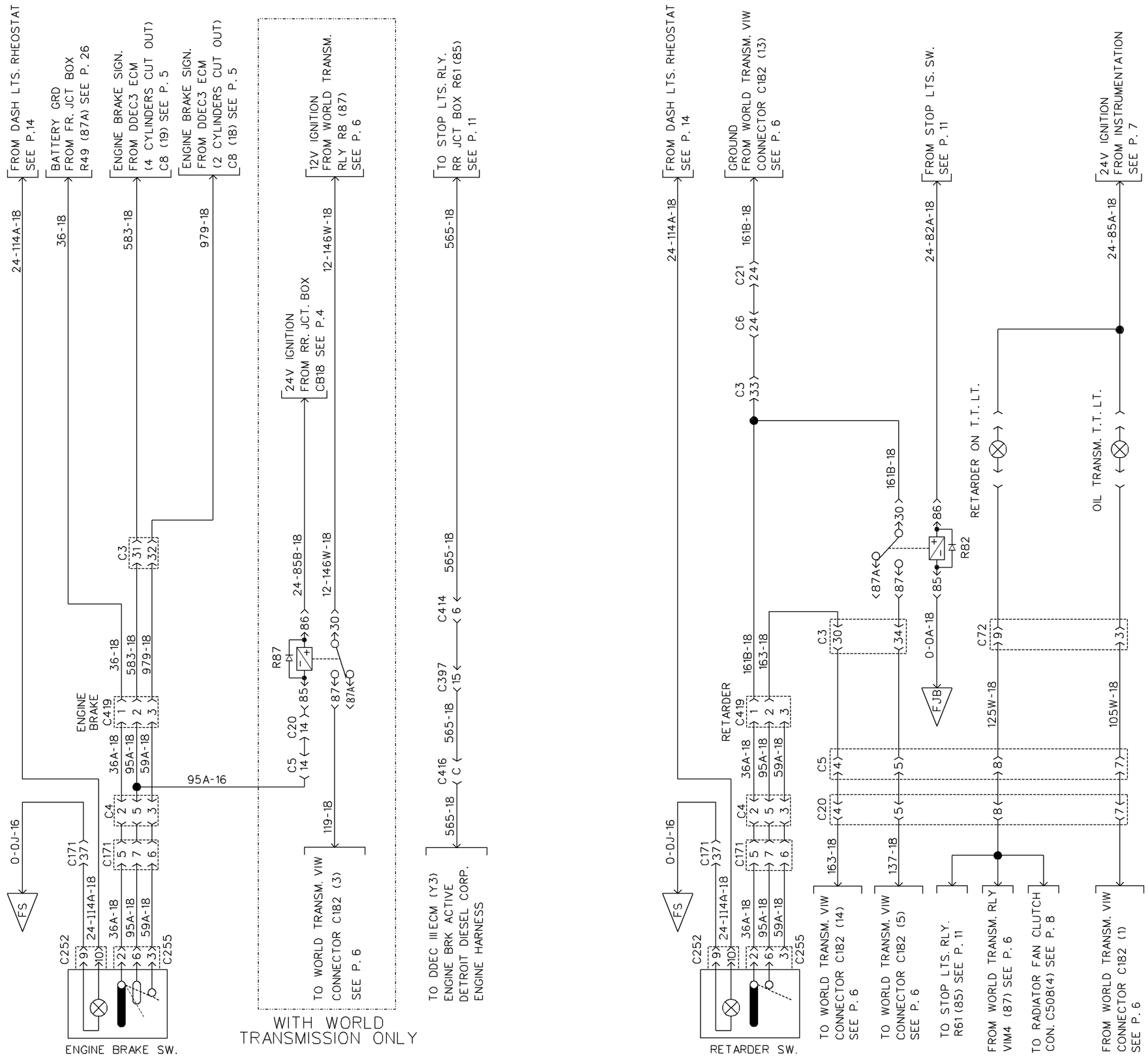

PREVOST CAR inc.	WIRING DIAGRAM	NO: D060870	P. 25	REVISION 012

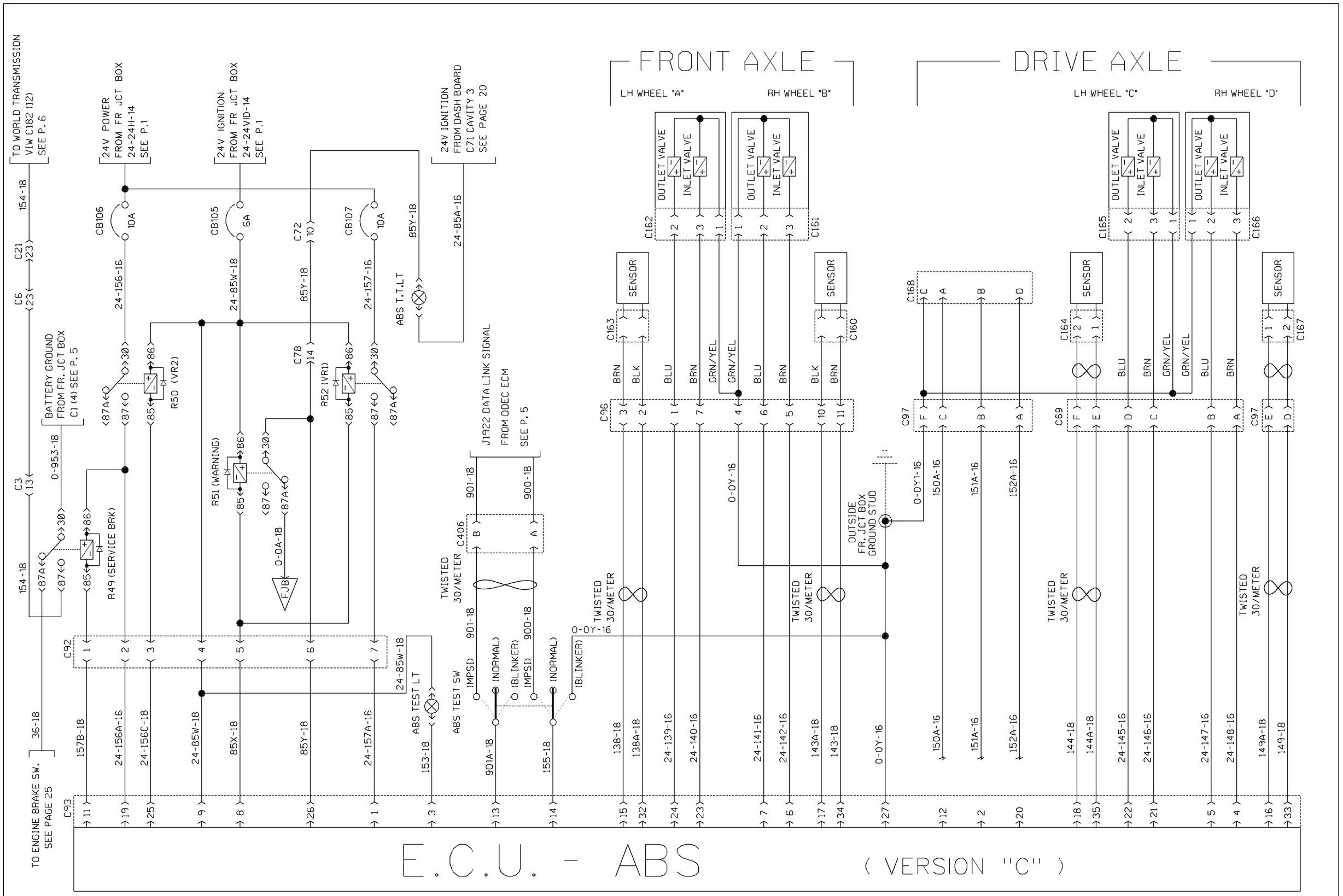
FRONT AXLE
LH WHEEL "A"
RH WHEEL "B"
DRIVE AXLE
LH WHEEL "C"
RH WHEEL "D"
OUTLET VALVE
INLET VALVE
SENSOR
TO WORLD TRANSMISSION VIW C182 (12) SEE P. 6
24V POWER FROM FR JCT BOX 24-24H-14 SEE P.1
24V IGNITION FROM FR JCT BOX 24-24VID-14 SEE P.1
24V IGNITION FROM DASH BOARD C71 CAVITY 3 SEE PAGE 20
BATTERY GROUND FROM FR. JCT BOX C1 (4) SEE P. 5
J1922 DATA LINK SIGNAL FROM DDEC ECM SEE P. 5
R50 (VR2)
R52 (VR1)
R51 (WARNING)
R49 (SERVICE BRK)
ABS T.T.L.T
ABS TEST L.T
ABS TEST SW
(MPSI)
(NORMAL)
(BLINKER)
TWISTED 30/METER
OUTSIDE FR. JCT BOX GROUND STUD
TO ENGINE BRAKE SW. SEE PAGE 25
E.C.U. - ABS
(VERSION "C")

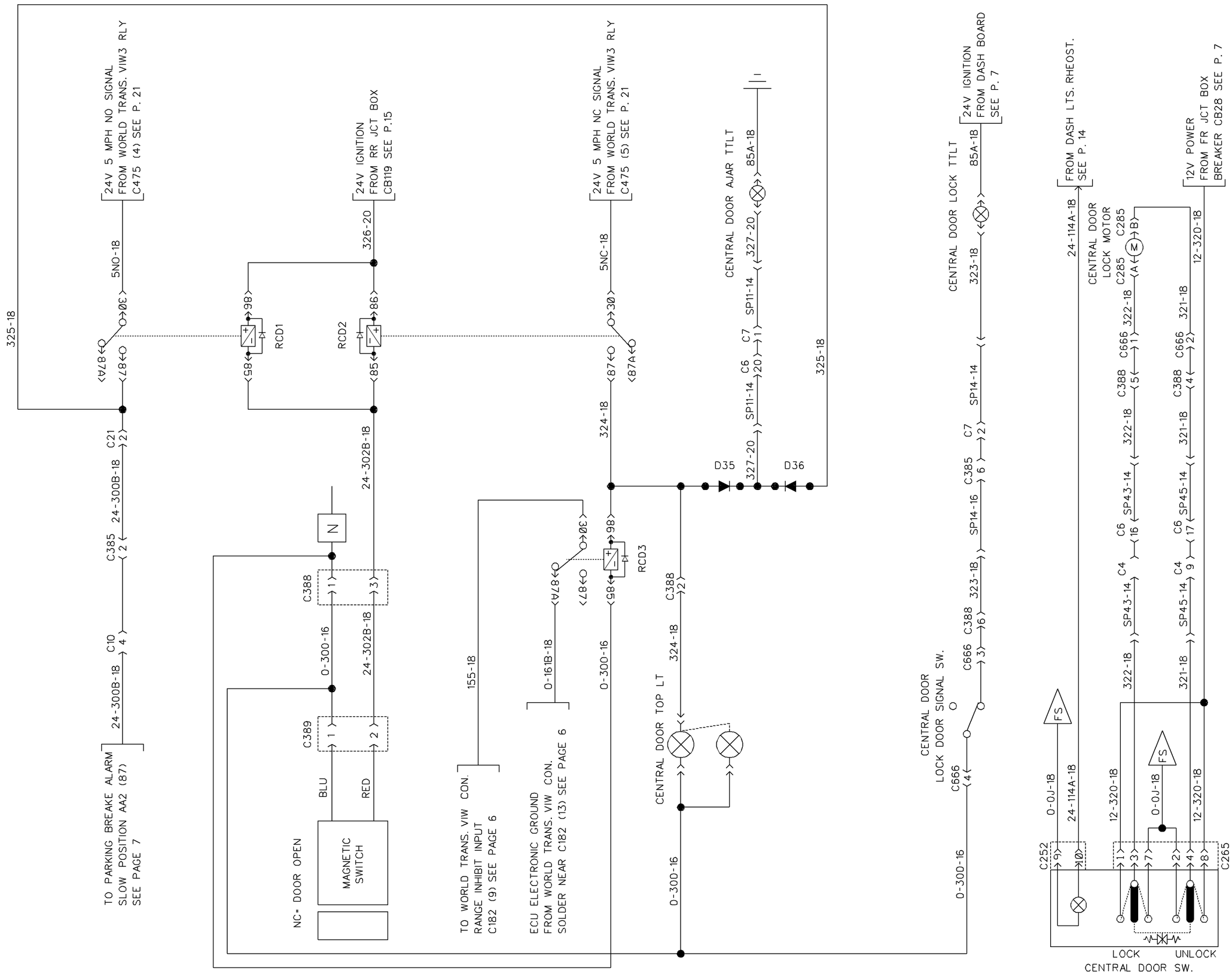

SPECIAL VIP CENTRAL DOOR OPEN & LOCK CONTROL SYSTEM

VEH.#V1766

PREVOST CAR inc.	WIRING DIAGRAM	NO: D060870	P. 27SP1	REVISION 000