

WARRANTY BULLETIN

WB24-25

DATE :	July 2024	SECTION:	06 ELECTRICAL
EXPIRATION:	July 2026		
SUBJECT:	REPLACEMENT OF DECAL "REAR JUNCTION BOX COMPONENTS"		

First Release

07-18-2024

APPLICATION

NOTICE TO SERVICE CENTERS <i>Verify vehicle eligibility by checking warranty bulletin status with SAP or via ONLINE WARRANTY SYSTEM available on Service / Warranty tab of Prevost website.</i>	
Model	VIN
H3-45 coaches Model Year: 2024	From 2PCH3349XRC721792 up to 2PCH33496RC722034 incl.
This bulletin does not necessarily apply to all the above-mentioned vehicles, some vehicles may have been modified before delivery. The owners of the vehicles affected by this bulletin will be advised by a letter indicating the Vehicle Identification Number (VIN) of each vehicle concerned.	

DESCRIPTION

On the vehicles affected by this bulletin, replace the decal of rear junction box components.

MATERIAL

Order kit **WB24-25** which contains the following part:

Part No	Description	Qty
0610654	DECAL REAR JUNCTION BOX COMPONENTS	1

NOTE

Material can be obtained through regular channels.

SAFETY PRECAUTIONS

- Eye protection should always be worn when working in a shop.
- Rules for Personal Protection Equipment should always be respected. Wear your PPE including but not limited to the following:



Safety First!



PROCEDURE



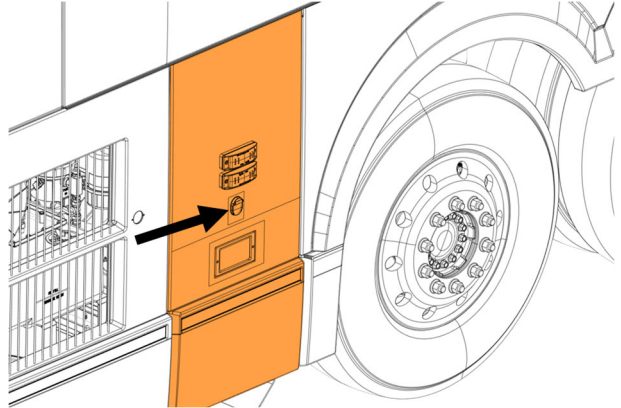
DANGER

Park vehicle safely, apply parking brake, stop the engine. Prior to working on the vehicle, set the ignition switch to the OFF position and trip the main circuit breakers equipped with a trip button. On the Commuter type vehicles, set the battery master switch (master cut-out) to the OFF position.

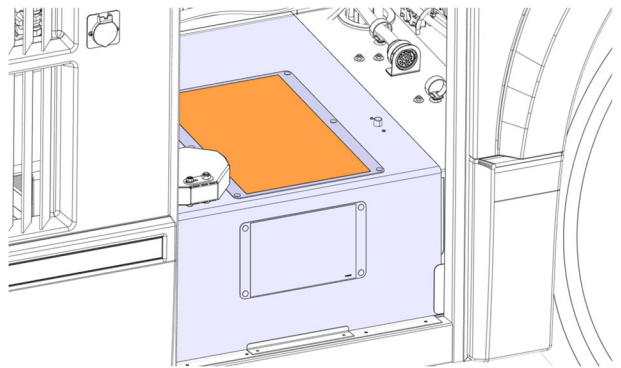
Lockout & Tag out (LOTO) must be performed during set-up, maintenance or repair activities. Refer to your local procedure for detailed information regarding the control of hazardous energy.

DECAL REPLACEMENT

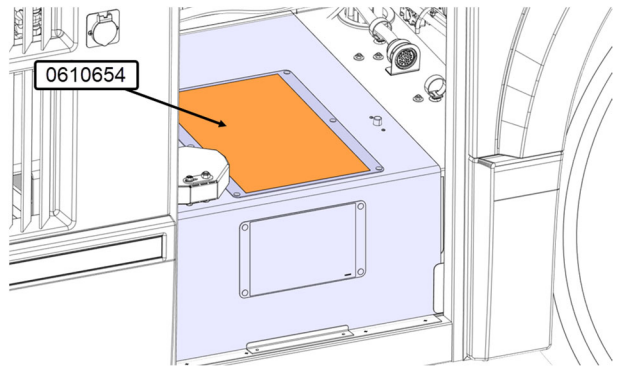
1. Open rear service compartment door on curbside.



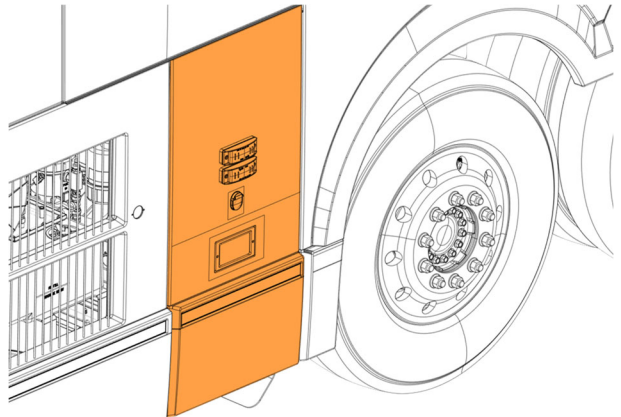
2. Remove the decal of the rear junction box components.



3. Install the new decal of the rear junction box components 0610654.



4. Close rear service compartment door.



PARTS / WASTE DISPOSAL

DO NOT RETURN THE REPLACED PARTS. Discard waste according to applicable environmental regulations (Municipal/State[Prov.]/ Federal)

WARRANTY

This modification is covered by Prevost's normal warranty. We will reimburse you the parts and ¼ hour (0.25) of labor upon receipt of a warranty claim. Please submit claim via our Online Warranty System, available at www.prevostcar.com (under Service \ Warranty section).

- Use Claim Type: "Bulletin/Recall" and select "Warranty Bulletin WB24-25".

OTHER

VBC Bulletin	N/A
Fail Code	06.16
Defect Code	09
Syst. Cond	B
Causal Part	0610628

Access all our Service Bulletins on
<http://techpub.prevostcar.com/en/>
or scan the QR-Code with your smart phone.

Are you a Vehicle owner? E-mail us at
technicalpublications_prev@volvo.com and type "ADD" in the
subject to receive warranty bulletins applicable to your vehicle(s)
by e-mail.

