

PREVOST

Instruction Sheet

IS-96206

Replacement of diode #560052 with diode #064475

MATERIAL

Kit #064475 includes the following parts.

Part No.	Description	Qty
064475	Diode	1
IS-96206	Instruction Sheet	1
FI-96206	Feuille d'instructions	1

XL-40 COACH: All vehicles prior to D-538.

Warning: Park vehicle safely, apply parking brake, stop engine and set battery master switch(es) to the OFF position prior to working on the vehicle.

1. Open the front electrical compartment to access the front wiring panel (refer to fig. 1).

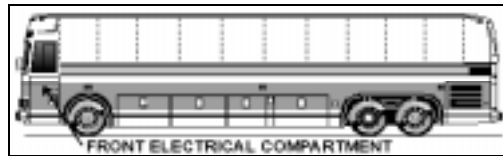


FIGURE 1

06208

2. Locate the diode(s) to be replaced (refer to fig. 2).

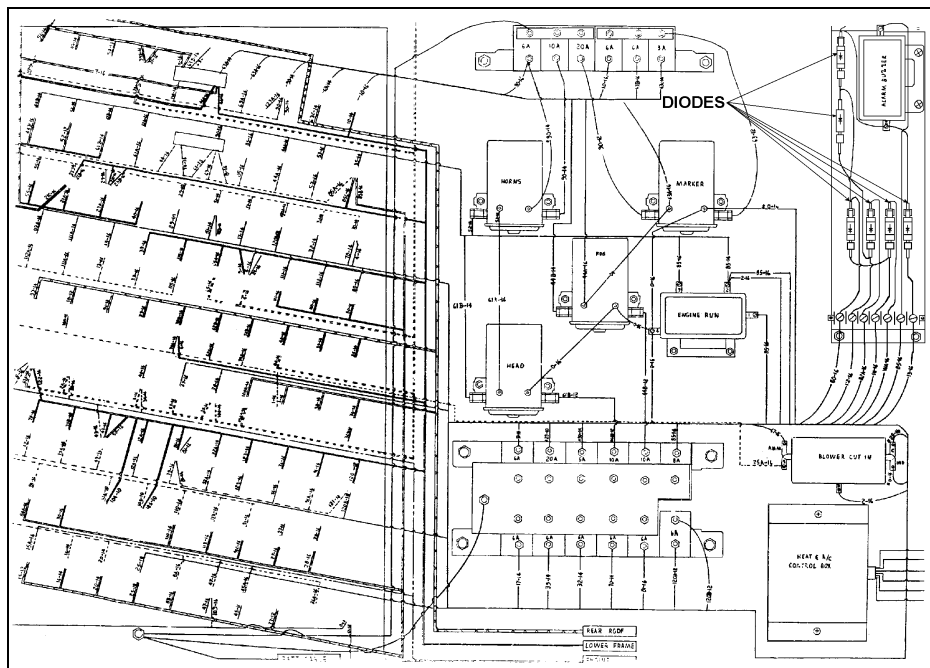


FIGURE 2

06209

3. Remove diode (Prévost #560052)..

Warning: Check that grey indicating band on diode is on the right side before inserting it.

4. Insert diode (Prévost #064475)(refer to fig. 3).

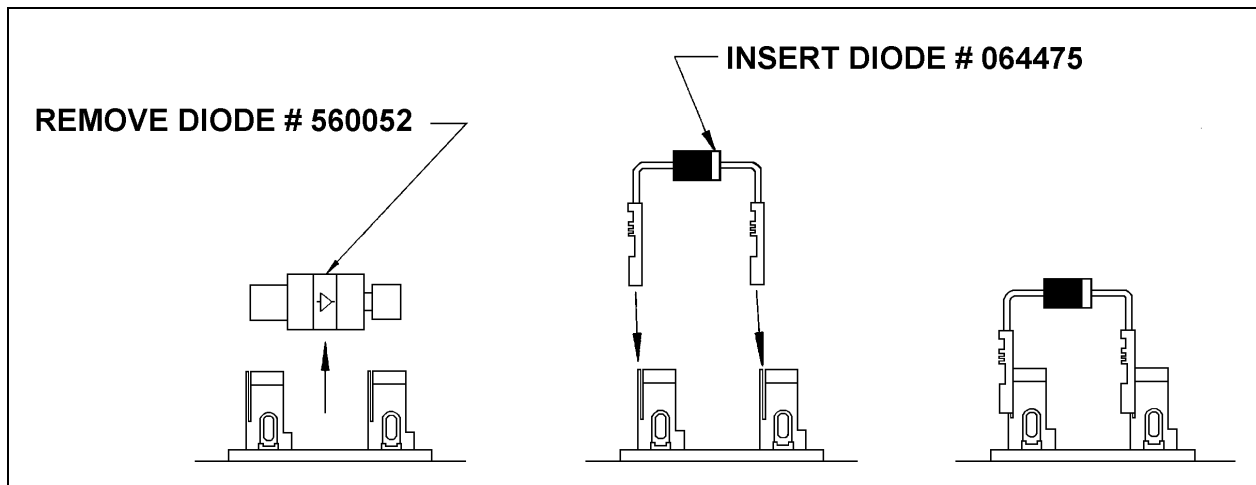


FIGURE 3

06210