



PREVOST

ENREGISTRÉ - REGISTERED
ISO 9001 & ISO 14001




SAFETY RECALL

Sr09-04



DATE : FEBRUARY 2009	SECTION : 16-SUSPENSION
SUBJECT : REPLACING LOWER A-ARMS FIXING BOLTS	



APPLICATION

Model	VIN		
VIP-45 MTH Shells Model Year: 2008	2PCV334948C711194 - 2PCV334918C711198 - 2PCV334968C711200 2PCV334938C711204 - 2PCV334978C711206 - 2PCV334998C711210 2PCV334968C711214 - 2PCV334928C711226 - 2PCV334998C711238 2PCV334978C711254 - 2PCV334968C711262		
XLII-45 MTH Shells Model Year: 2008	2PCW334968C729474 - 2PCW334978C729483		
XLII-45E MTH Shells Model Year: 2008	2PCY334908C729446 - 2PCY334948C729448 - 2PCY334928C729450 2PCY334978C729458 - 2PCY334998C729462 - 2PCY334928C729464 2PCY334988C729470 - 2PCY334928C729481 - 2PCY334928C729500		
X3-45 Coaches Model Year: 2009	2PCG334939C729504		
This Safety Recall does not necessarily apply to all the above-mentioned vehicles, some vehicles may have been modified before delivery. The owners of the vehicles affected by this recall will be advised by a letter indicating the Vehicle Identification Number (VIN) of each vehicle concerned.			

DESCRIPTION

On the vehicles affected by this bulletin, it is **absolutely necessary** to verify the bolts fixing the independent front suspension lower a-arms. There is a possibility that the manufactured bolts were not of the proper quality and may break upon tightening or in use. If letters "CFS" are present on the bolt head, these must be replaced.

MATERIAL

Part No	Description	Identification	Qty
5001561	Bolt M20 X 2.5 X 250 mm G10.9		4
5001252	Nut, Stover M20		4

NOTE

Material can be obtained through regular channels.

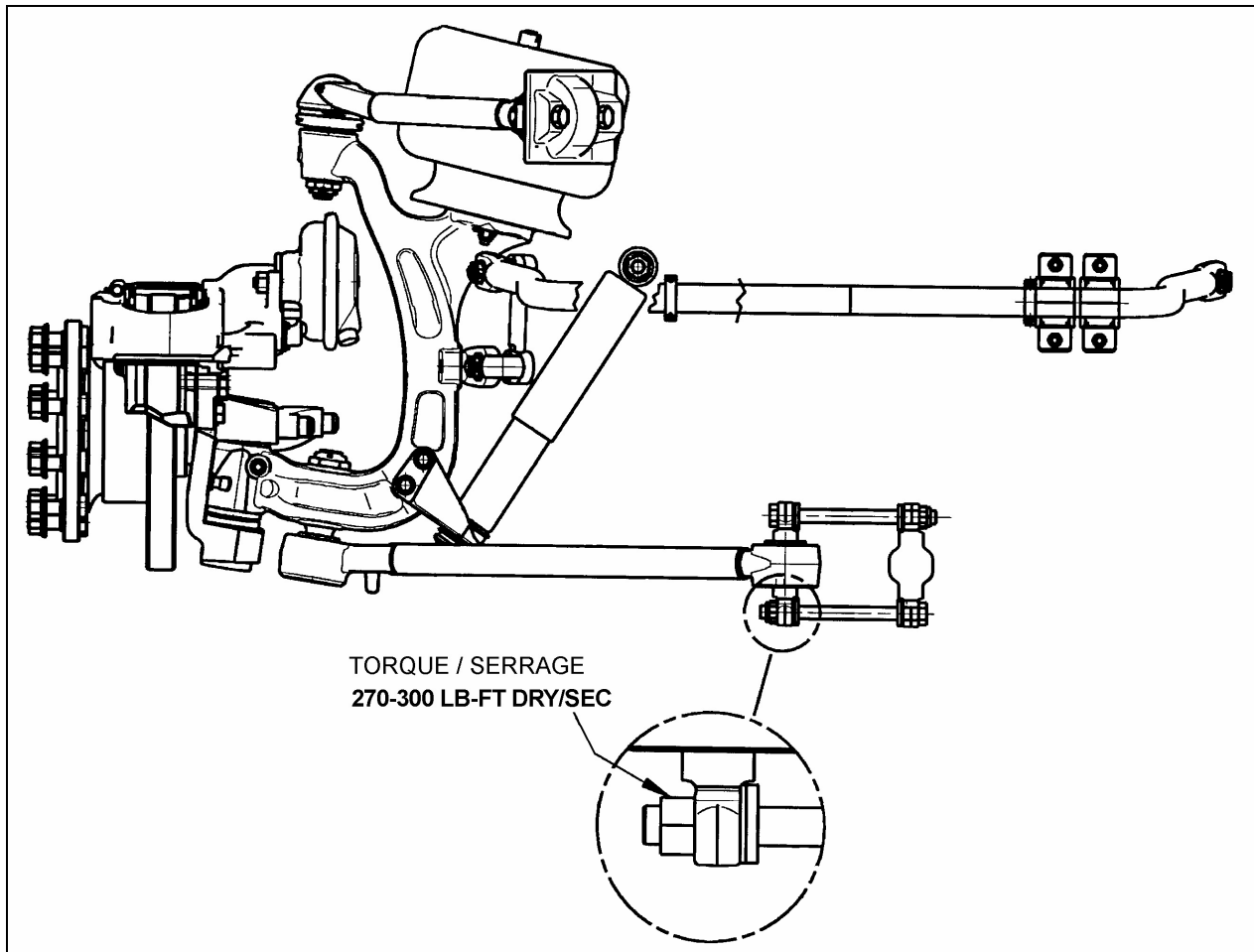
PROCEDURE





DANGER

Park vehicle safely, apply parking brake, stop engine and set battery master switch(es) to the OFF position prior to working on the vehicle.

1. Raise vehicle using jacking points on frame.



2. Verify what sign is present on the bolt heads fixing the lower a-arms.

3. If letters "CFS"  are engraved onto the head, the bolt(s) must be replaced with bolts having a triangular sign .

4. Torque bolts to 270-300 LB-FT dry (366-407Nm).



CAUTION

Reinstall spacers in the same position to avoid modifying wheel alignment.

5. Also replace M20 Stover nuts.

NOTE

Replace one bolt at a time to prevent parts movement.

WARRANTY

This modification is covered by Prevest's normal warranty. We will reimburse you the parts and one hour (1.0) of labor upon receipt of the parts and a completed A.F.A. form on which you must specify as per "Safety Recall 09-04". **You also have to fill the "Safety Recall Certification Sheet" provided with this bulletin and return it with your A.F.A. form to be reimbursed.**

Parts disposition:

- Return to Prevest with A.F.A. for full reimbursement.



PREVOST

**Safety Recall
Certification Sheet
(Ref: Sr09-04)**

ENREGISTRÉ - REGISTERED
ISO 9001 & ISO 14001



SERIAL NUMBER: _____

PERFORMED BY		OWNER/OPERATOR	
We hereby certify that Safety Recall Instructions with regard to Safety Recall #09-04 have been performed.			
Name: _____		Name: _____	
Addr: _____		Addr: _____	
Phone: _____		Phone: _____	
Fax: _____		Fax: _____	
Signature :	_____	Signature :	_____
Date:	_____	Date:	_____

If the information mentioned above is incorrect or you are not the owner of this vehicle anymore, please fill this section and return to sender..

NEW OWNER: _____

BUSINESS: _____

ADDRESS (including County): _____

TELEPHONE: _____ **FAX:** _____

**Please return this completed document with your
A.F.A. form**