

PREVOST

ENREGISTRÉ - REGISTERED
ISO 9001 & ISO 14001




**WARRANTY
 BULLETIN**

Wb06-03

DATE : FEBRUARY 2006	SECTION : 06 - Electrical
EXPIRATION: FEBRUARY 2008	
SUBJECT : ADDITION OF A RELAY ON THE LAVATORY FAN CIRCUIT (XLII WITH ZF-ASTRONIC TRANSMISSION)	

APPLICATION

Model	VIN	
XLII-45 Coaches Equipped with ZF-Astronic transmission Model Year : 2003 - 2005	2PCX33493 3 102 7962	2PCX33494 5 102 8606
	2PCX33494 4 102 8135	2PCX33499 5 102 8617
	2PCX33490 4 102 8178	2PCX33495 5 102 8632
	2PCX33490 4 102 8228	2PCX33497 5 102 8633
	2PCX33492 4 102 8358	2PCX33490 5 102 8635
	2PCX33499 5 102 8438	2PCX33494 5 102 8637
	2PCX33492 5 102 8457	2PCX33498 5 102 8642
	2PCX33495 5 102 8470	2PCX33490 5 102 8652
	2PCX3349X 5 102 8531	2PCX33496 5 102 8655
	2PCX33498 5 102 8558	2PCX33492 5 102 8670
	2PCX33495 5 102 8579	2PCX33499 5 102 8682
	<p>This bulletin does not necessarily apply to all the above-mentioned vehicles, some vehicles may have been modified before delivery. The owners of the vehicles affected by this bulletin will be advised by a letter indicating the Vehicle Identification Number (VIN) of each vehicle concerned.</p>	

DESCRIPTION

For the above mentioned vehicles, it is necessary to install a relay on the lavatory fan circuit. At turning off of the engine, the lavatory fan becomes a kind of current generator, until it has finished spinning. That induced current feeds the 24-volt distribution, generating a fault code on the ZF-Astronic electronic control module.

MATERIAL

Kit #066757 includes the following parts:

Part No.	Description	Qty
066758	Harness	1
066759	Harness	1
066760	Harness	1
066761	Harness	1
561108	Terminal, relay base	1
561183	Relay base	1
562953	Butt splice	1
563332	Relay (R106)	1

NOTE

Material can be obtained through regular channels.

PROCEDURE

WARNING

Park vehicle safely, apply parking brake, stop engine and set battery master switch(es) to the OFF position prior to working on the vehicle.

1. Inside engine compartment, open rear junction box.
2. Follow steps 1 to 7 on figure 1 and 2.

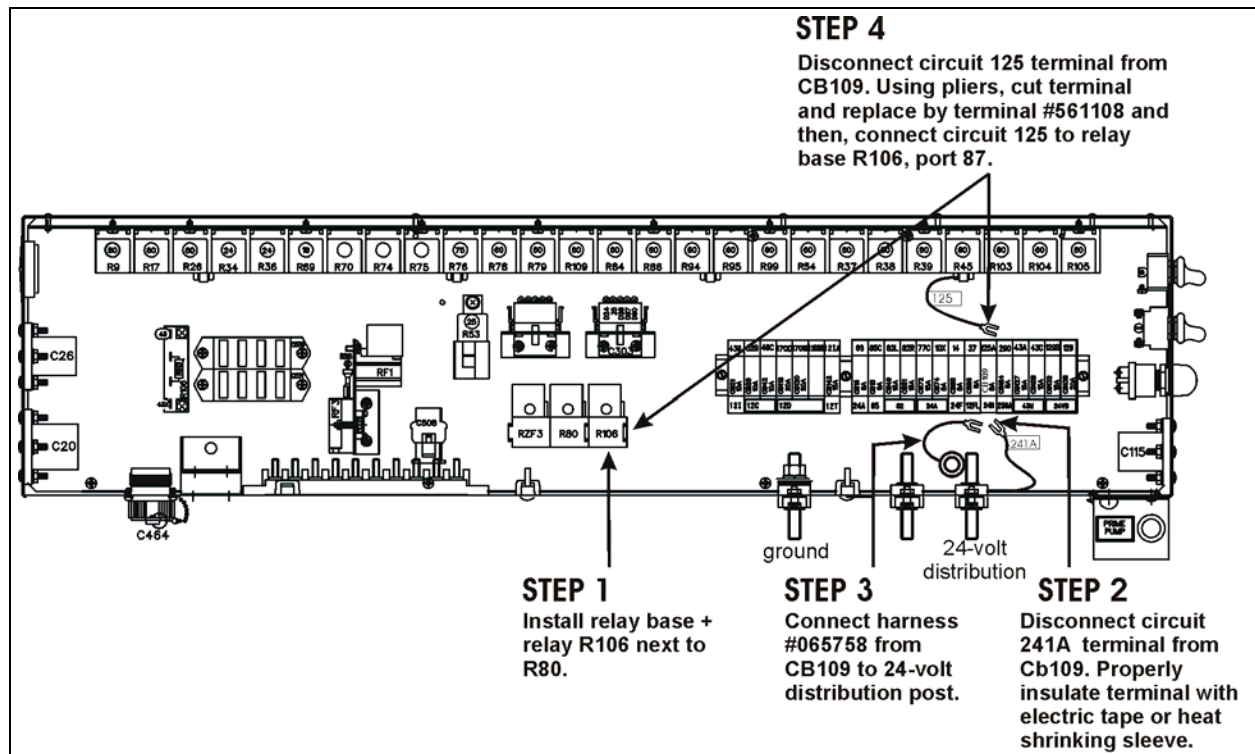


FIGURE 1 : REAR JUNCTION BOX

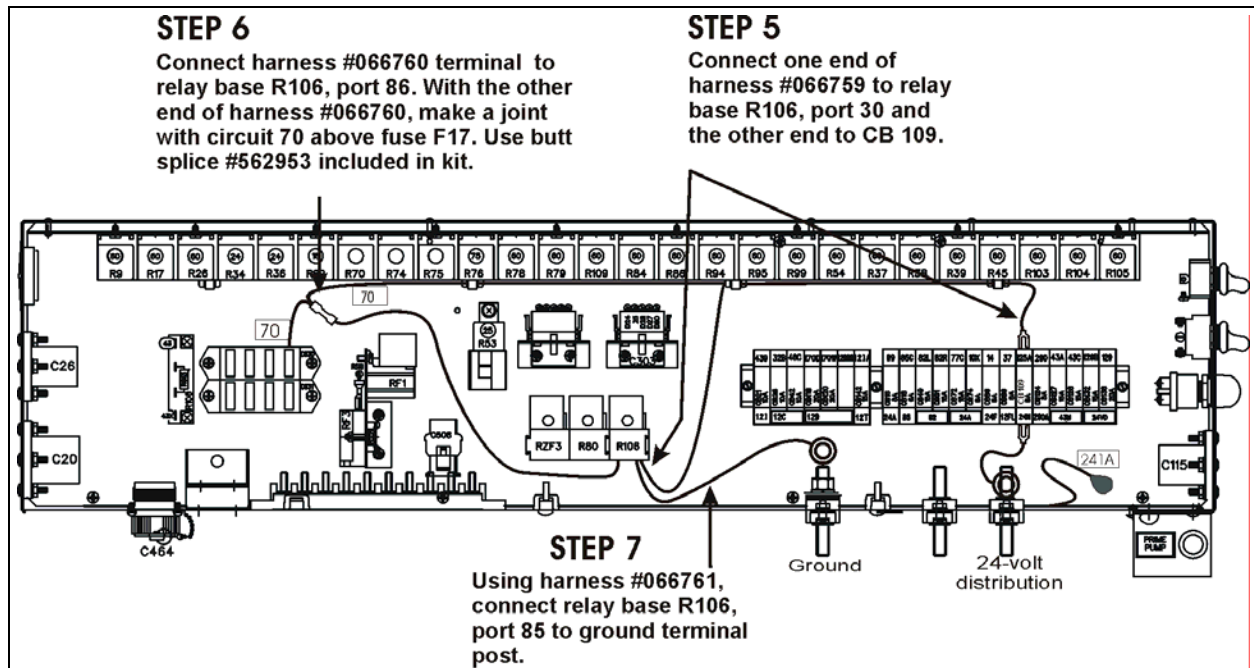


FIGURE 2 : REAR JUNCTION BOX

WARRANTY

This modification is covered by PrevoSt Car's normal warranty. We will reimburse you the parts and one hour (1.0) of labor upon receipt of a completed A.F.A. form on which you must specify as per "Warranty Bulletin 06-03".

Parts / Waste disposal:

Discard waste according to applicable environmental regulations (Municipal/State[Prov.]/ Federal)