

PREVOST

ENREGISTRÉ - REGISTERED
ISO 9001 & ISO 14001


**WARRANTY
 BULLETIN**

Wb06-08



DATE : OCTOBER 2006	SECTION : 06 - Electrical
EXPIRATION: OCTOBER 2008	
SUBJECT : REPLACING 24-VOLT RELAYS IN THE REAR JUNCTION BOX	

APPLICATION

Model	VIN
XLII-45 Coaches Model Year : 2005 – 2006	 From 2PCX33495 <u>5</u> 102 <u>8579</u> up to 2PCX33493 <u>6</u> 102 <u>8906</u> incl.
XLII-45 Entertainer's Model Year : 2005 – 2007	From 2PCY33493 <u>5</u> 102 <u>8584</u> up to 2PCY33493 <u>7</u> 172 <u>9094</u> incl. except 2PCY3349X <u>7</u> 102 <u>9010</u>
<p>This bulletin does not necessarily apply to all the above-mentioned vehicles, some vehicles may have been modified before delivery. The owners of the vehicles affected by this bulletin will be advised by a letter indicating the Vehicle Identification Number (VIN) of each vehicle concerned.</p>	

DESCRIPTION

In specific applications, the 24-volt relays P/N 563332 need to be replaced by improved 24-volt relays that are more appropriate for their duty, in order to prevent any risk of failure. For this reason, it is recommended to replace all 24-volt relays P/N 563332 which function implies extended coil activation.

MATERIAL

Order the following parts:

Part No.	Description	Qty Coach	Qty Entertainer
561707	Relay, 24-volt	17	11

NOTE
 Material can be obtained through regular channels.

PROCEDURE



WARNING

Park vehicle safely, apply parking brake, stop engine and set battery master switch(es) to the OFF position prior to working on the vehicle.

NOTE

Relays that have to be replaced are identified «VOLVO 24 V». Some Volvo 24-volt relays do not have to be replaced because they are activated only for a short moment.

1. Inside engine compartment, open the rear junction box access panel.
2. On coaches, replace the relays identified on figure 1. On Entertainer's, replace the relays identified on figure 2.

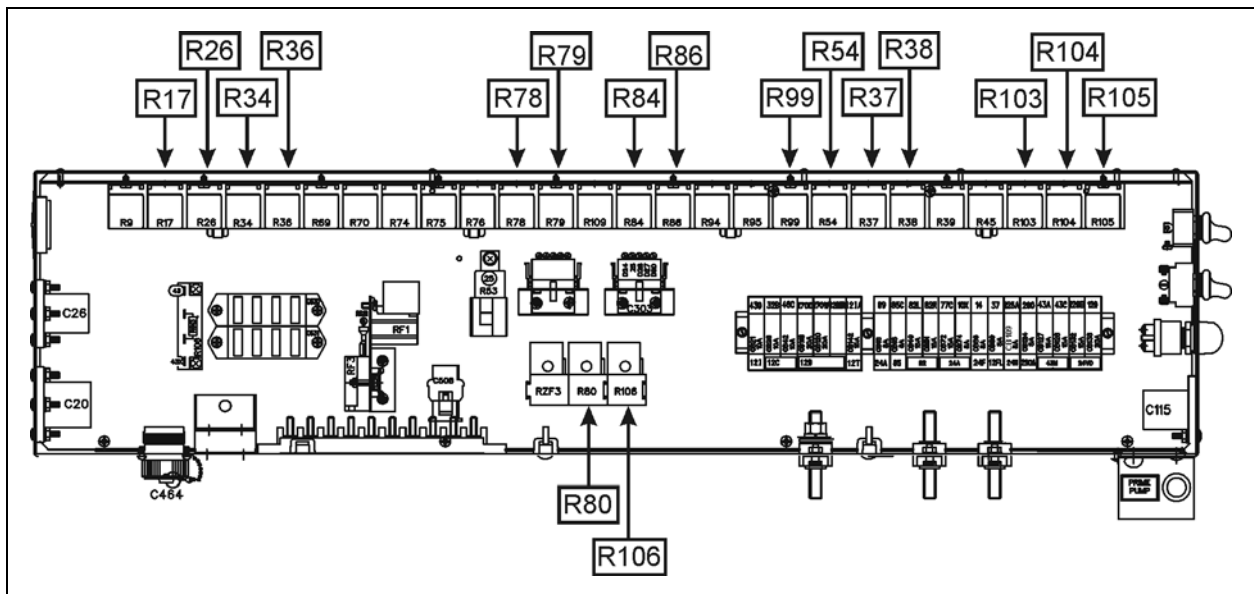


FIGURE 1 : REAR JUNCTION BOX ON COACHES



CAUTION

If the relays are kept, it is very important not to use them as replacement parts for the following relays: R17, R26, R34, R36, R37, R38, R54, R78, R79, R80, R84, R86, R99, R103, R104, R105, R106.

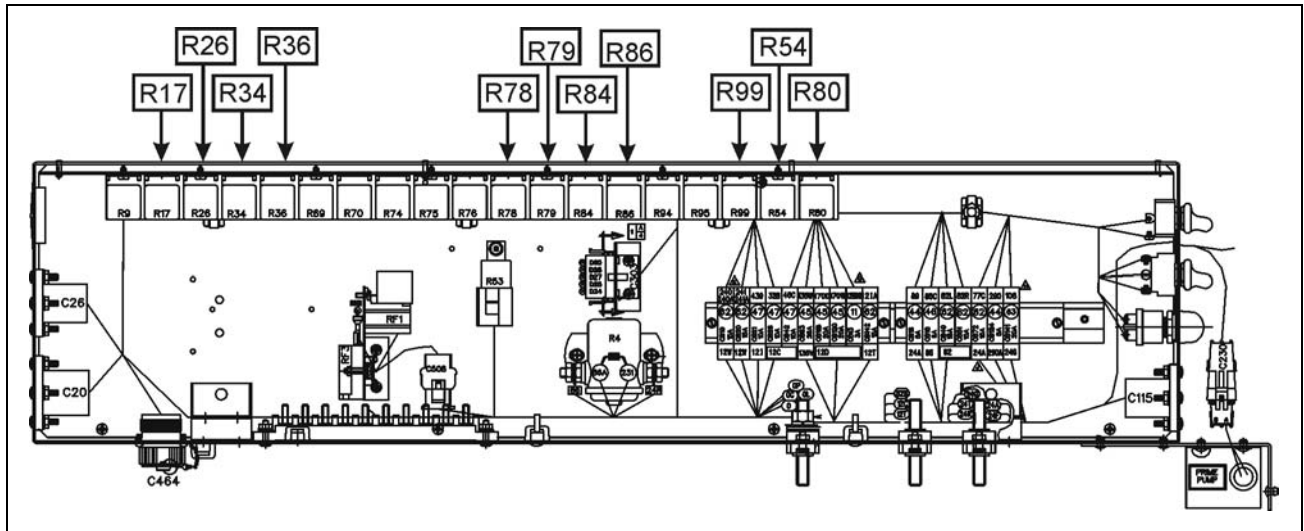


FIGURE 2 : REAR JUNCTION BOX ON ENTERTAINER TYPE VEHICLES

⚠ ATTENTION ⚠

If the relays are kept, it is very important not to use them as replacement parts for the following relays: R17, R26, R34, R36, R54, R78, R79, R80, R84, R86, R99,

WARRANTY

This modification is covered by Prevost Car's normal warranty. We will reimburse you the parts and a quarter of an hour (0.25) of labor upon receipt of a completed A.F.A. form on which you must specify as per "Warranty Bulletin 06-08".