


MERITOR WABCO PARTS BOOK

PB-96134
Revised 11-01

SYSTEM SAVER SERIES SINGLE CARTRIDGE AIR DRYER



System Saver 1200 and 1800 Series
Single Cartridge Air Dryers

System Saver 1200P and 1800P Series Single
Cartridge Air Dryers (external purge tank required)

Port Sizes

Port 1 (supply):	1/2" - 14 NPTF
Port 21 (delivery):	1/2" - 14 NPTF
Port 4 (control):	1/4" - 18 NPTF
Port 22 (purge tank):	1/4" - 18 NPTF

Alphabetical designations of the System Saver Series family of air dryers have specific meanings:

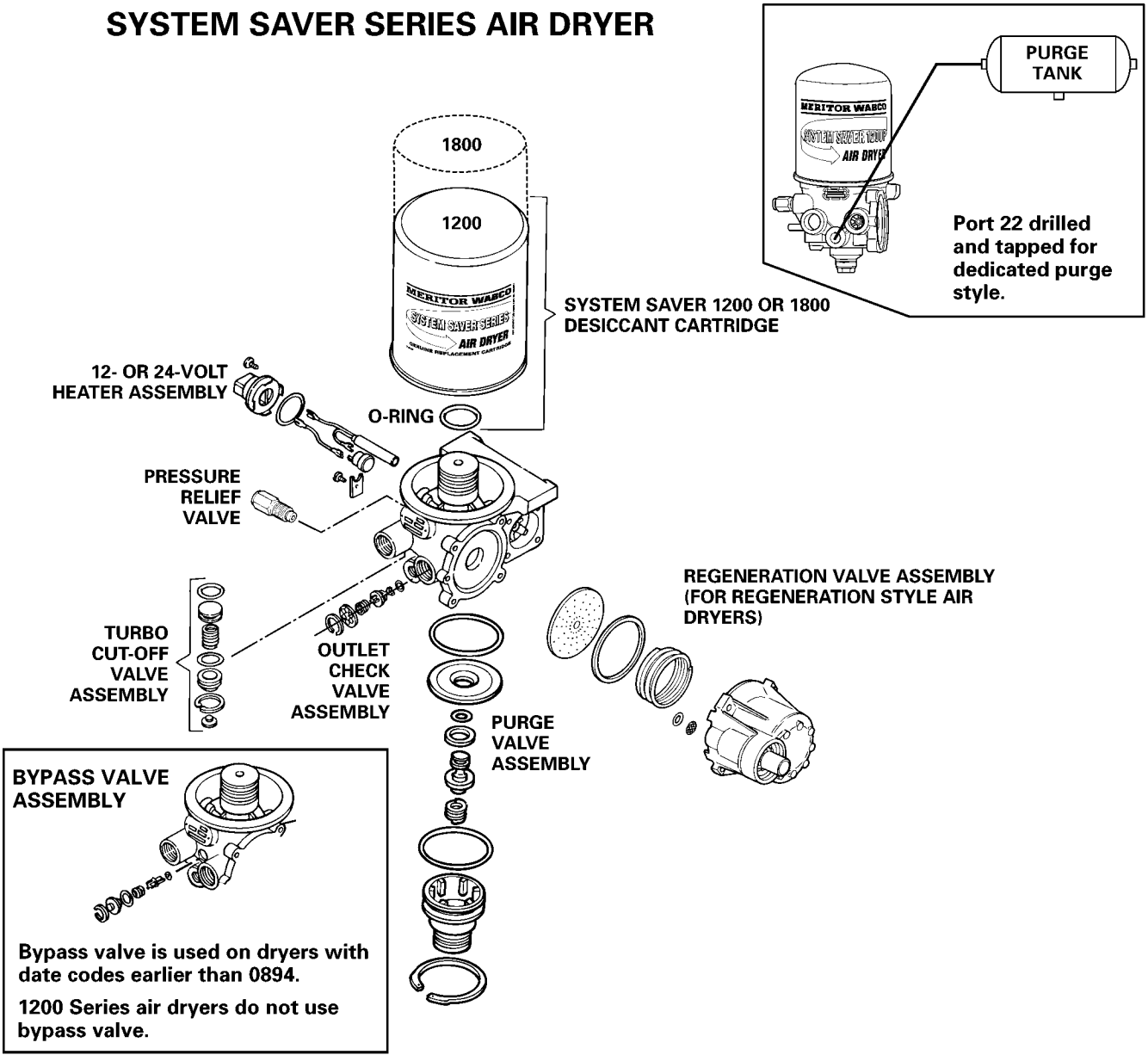
- P Indicates an external purge tank is used for desiccant regeneration.
- U Indicates discharge line used for unloading compressor
- E Indicates a Holset style compressor function – dryer has an external econ line
- UP Indicates discharge line for unloading compressor and an external purge tank

AIR DRYER REPLACEMENT PARTS

Meritor WABCO air dryers may be ordered as individual air dryers or as complete replacement kits, as follows:

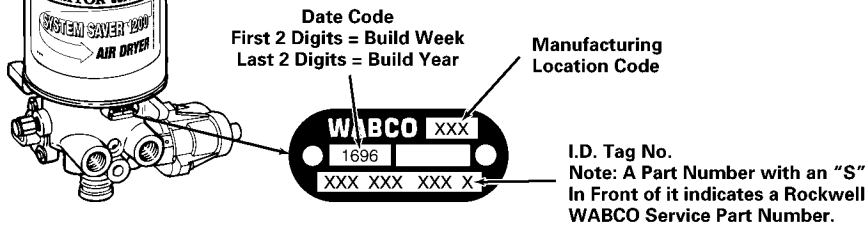
Air Dryer:	Air Dryer Base and Cartridge
Complete Replacement Kit:	Air Dryer Base, Cartridge and Label Heater Power Harness Three Capscrews (1/2"-13 UNC - 1-3/8") Three Lock Washers, 1/2" I.D. Pressure Controlled Check Valve (PCCV)

SYSTEM SAVER SERIES AIR DRYER



DATE CODE INFORMATION

To identify a specific model air dryer, Meritor WABCO uses a date code. This code appears on the part number identification tag on the face of the dryer, as illustrated below:

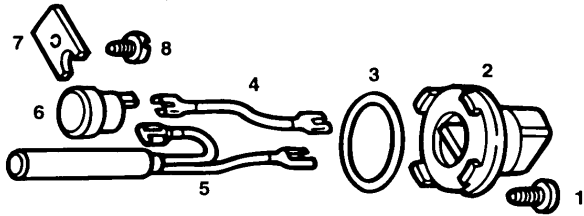


REPLACEMENT PARTS AND KITS

Description of Air Dryer (Type of Air Dryer and Part Number on base of dryer)	For Replacement Parts order either:	
	Individual Air Dryer only (canister and base) with System Saver Label	Complete Replacement Kit (see list of contents on Page 1)
12-volt System Saver 1000/1200 432 413 001 0 or 432 413 003 0	SRWABK118	R955205
24-volt System Saver 1200 432 413 002 0 or 432 413 004 0	SRWABK119	R955206
12-volt System Saver 1200E 432 413 006 0	S432 413 010 0	R955207
24-volt System Saver 1200E 432 413 009 0	S432 413 011 0	R955208
12-volt System Saver 1200P 432 421 009 0	S432 413 024 0	R955300
24-volt System Saver 1200P 432 421 010 0	S432 413 025 0	R955315
12-volt System Saver 1200U 432 413 007 0	S432 413 017 0	R955210
24-volt System Saver 1200U 432 413 021 0	S432 413 020 0	R955211
12-volt System Saver 1200UP 432 421 011 0	S432 421 015 0	Not Available
12-volt System Saver 1800 432 413 030 0	S432 413 039 0	R955301
24-volt System Saver 1800 432 413 031 0	S432 413 041 0	R955302
12-volt System Saver 1800P 432 421 021 0	S432 413 063 0	R955313
24-volt System Saver 1800P 432 421 022 0	S432 413 065 0	R955314
12-volt System Saver 1800U 432 413 032 0	S432 413 043 0	R955303
24-volt System Saver 1800U 432 413 033 0	S432 413 045 0	R955304
12-volt System Saver 1800UP 432 421 019 0	S432 413 059 0	R955311
24-volt System Saver 1800UP 432 421 020 0	S432 413 061 0	R955312

HEATER REPAIR KITS

When ordering a heater kit for 12-volt systems, you need to identify the date code. The date code appears on the i.d. tag on the face of the dryer. (See Page 2).



Heater Repair Kits contain:

- | | |
|-------------------------|----------------------|
| (1) Two Mounting Screws | (5) Heater |
| (2) Wiring Connector | (6) Thermostat |
| (3) O-Ring | (7) Plastic Retainer |
| (4) Wire | (8) Retainer Screw |

Description	Part Number	Comments
12-volt Heater Kit	R950015	For dryers with date code 0994 and later.
12-volt Heater Kit	R95040	For dryers with date code 0894 and earlier.
24-volt Heater Kit	R950016	For all 24-volt dryers.

DESICCANT CARTRIDGE KIT

Kit Part Number R950011 System Saver 1000 and 1200

Kit Part Number R950048 System Saver 1800

	Item	Description	Application Information
	(1)	Desiccant Cartridge	For use on all Meritor WABCO air dryers.
(2)	O-Ring		

REGENERATION VALVE KIT

Kit Part Number R950012: For dryers with date codes earlier than 2295.

Kit Part Number R950044: For dryers with date codes 2295 and later.

Kit Part Number R950045: Diaphragm only. (For use with all System Saver series air dryers.)

The date code appears on the i.d. tag on the face of the dryer. (See Page 2.)

	Item	Description	Application Information
	(1)	Diaphragm	Old-style regeneration valve housing - no longer in production. Replaced by housing illustrated at left (4).
	(2)	Cap	
	(3)	Compression Spring	
	(4)	Regeneration valve housing with o-ring and filter	
(5)	Capscrews (Qty. 4)		

TURBO CUT-OFF VALVE KIT

Kit Part Number R950013: (illustrated below)

Kit Part Number R950047: Use with Econ Valve Kit. (See Page 7.)

If you are replacing the turbo cut-off valve on a System Saver 1200E air dryer, please contact Meritor WABCO at 800-535-5560 for part number information.

Item	Description	
(1)	Plug	
(2)	Retainer Ring	
(3)	Cover	
(4)	O-Ring	
(5)	Compression Spring (Not used in SS1200U Air Dryers)	
(6)	Piston (valve)	
(7)	Lip Seal	

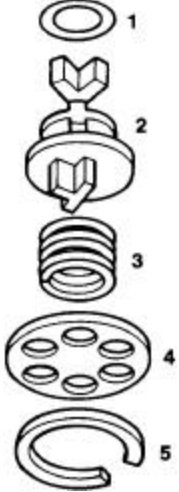
PURGE VALVE KIT

Kit Part Number R950014

	Item	Description	Application Information
	(1)	O-Ring	<i>NOTE: Install washer (2) with lip facing piston seat (4).</i>
	(2)	Washer	
	(3)	Piston O-Ring	
	(4)	Piston Seat	
	(5)	Piston	<i>NOTE: Shims may not be included in this kit. If not included, they are not required. If included, they must be installed above and below the spring.</i>
	(6)	Shims	
	(7)	Compression Spring	Kit is for use on all single cartridge dryers with U.S. (NPTF) ports.
	(8)	O-Ring	
	(9)	Valve Head	
	(10)	Retainer Ring	

OUTLET CHECK VALVE KIT

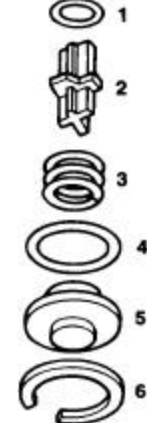
Kit Part Number R950017

	Item	Description	Application Information
	(1)	O-Ring	Kit is for use on all single cartridge dryers with U.S. (NPTF) ports.
	(2)	Valve Body	
	(3)	Compression Spring	
	(4)	Washer	
	(5)	Retainer Ring	

BYPASS VALVE KIT

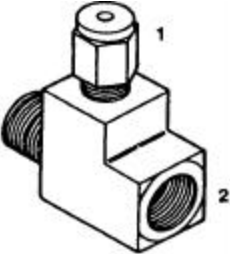
Kit Part Number R950018

Check date code on dryer before ordering this kit. The date code appears on the i.d. tag on the face of the dryer. (See Page 2.)


	Item	Description	Application Information
	(1)	O-Ring	Use on dryers with date codes 0894 or earlier.
	(2)	Valve Body	
	(3)	Compression Spring	
	(4)	O-Ring	
	(5)	Cover	
	(6)	Retainer Ring	

PRESSURE RELIEF VALVE KIT

Kit Part Number SRWABK085

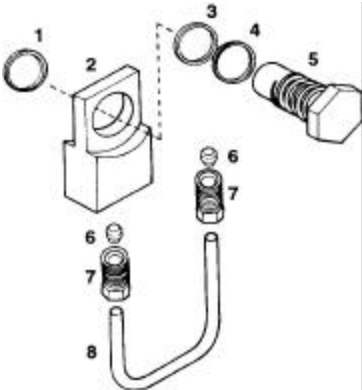
	Item	Description	Application Information
	(1)	Pressure Relief Valve	Used on all dryers without integral relief valve.
	(2)	Street Tee Fitting	

PRESSURE RELIEF VALVE

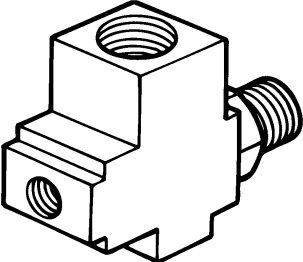
	Description	Dimensions	Application Information
	S2206-D-1226	Port: 3/8"-18 NPTF	Valve sold separately, as shown, or as part of kit SRWABK085.

ECON VALVE KIT

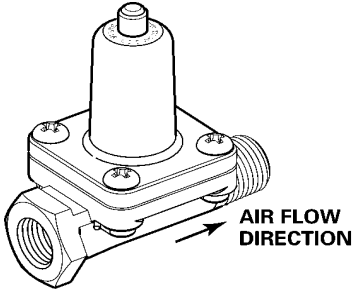
Kit Part Number R950046

	Item	Description	Application Information
	(1)	Metal Washer	Use on System Saver Series 1200E single cartridge air dryers.
	(2)	Banjo Fitting	
	(3)	O-Ring	
	(4)	Metal Washer	
	(5)	Econ Valve	
	(6)	Nut	
	(7)	Compression Spring	
	(8)	Tube	

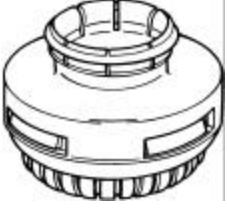
ECON VALVE

	Part Number	Application Information
	R955037	For use with Holset E-type Compressor on System Saver 1000 and 1200 air dryers. Not required on System Saver 1200E air dryers.

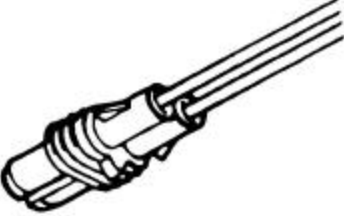
PRESSURE-CONTROLLED CHECK VALVE (PC CHECK VALVE)

	Part Number	Dimensions	Application Information
	S434 100 310 0	3-1/4" L 1/2" -14 NPTF (both ports)	Acts as a one-way check valve when pressure drops below 90 psi.

PURGE SILENCER

	Part Number	Application Information
	R950035	<ul style="list-style-type: none">• Optional part for all Meritor WABCO air dryers.• Snaps to bottom of air dryer purge valve head.• Reduces noise level of air dryer purge.

HEATER POWER HARNESS

	Part Number	Dimensions	Application Information
	SRWABC002	12" Length 14-gage wire	Metri-Pack plug provides electrical connection to air dryer heating unit.

NUMERICAL PARTS LISTING

Part Number	Page
R950011	4
R950012	4
R950013	5
R950014	5
R950015	4
R950016	4
R950017	6
R950018	6
R950035	8
R950044	4
R950045	4
R950046	7
R950047	5
R950048	4
R955037	7
R955040	4
R955205	3
R955206	3
R955207	3
R955208	3
R955210	3
R955211	3
R955300	3
R955301	3
R955302	3
R955303	3
R955304	3
R955311	3
R955312	3
R955313	3
R955314	3
R955315	3

Part Number	Page
S2206-D-1226	7
S432 413 010 0	3
S432 413 011 0	3
S432 413 017 0	3
S432 413 020 0	3
S432 413 024 0	3
S432 413 025 0	3
S432 413 039 0	3
S432 413 041 0	3
S432 413 043 0	3
S432 413 045 0	3
S432 413 059 0	3
S432 413 061 0	3
S432 413 063 0	3
S432 413 065 0	3
S432 421 015 0	3
S434 100 310 0	7
SRWABC002	8
SRWABK085	6
SRWABK118	3
SRWABK119	3

NOTES

NOTES

MERITOR WABCO

Meritor WABCO
Vehicle Control Systems
3331 West Big Beaver, Suite 300
Troy, MI 48084 U.S.A.
800-535-5560
001-800-889-1834 (llamada sin
costo desde Mexico)
<http://www.meritorwabco.com>

Information contained in this publication was in effect at the time the publication was approved for printing and is subject to change without notice or liability. Meritor WABCO reserves the right to revise the information presented or discontinue the production of parts at any time.

copyright 2001
Meritor WABCO

Printed in U.S.A.

Revised 11/01
PB-96134/05060